

# Performance & Quality Improvement (PQI) Report

Data for week ended Sunday, June 22, 2025



## Mission

Improving safety, permanency and well-being for all children in Polk, Highlands, and Hardee Counties

## Vision

To eliminate child abuse and neglect in Polk, Highlands, and Hardee Counties



# Community Based Care Lead Agency Scorecard

FY 24-25, Quarter 3 Performance

CBC Lead Agency Scorecard Performance Table	Safety	Permanency	Permanency	Permanency	Permanency	Safety	Safety	Well-Being	Permanency	Permanency	Permanency
Measures	1. Children with no recurrence of verified maltreatment within 12 months of a prior verified maltreatment	2.Children achieving permanency within 12 months of entering care.	3. Children achieving permanency within 12 months for children in Out-of-home care between 12 and 23 months.	4. Children achieving permanency within 12 months for children in out-of-home care for 24 months or more	5. Children who do not re-enter foster care within 12 months of moving to a permanent home.	6. Rate of children not abused or neglected while in out-of-home care.	7. Percent of children not abused or neglected while receiving in-home services.	8. Percent of children under supervision who are seen every 30 days.	9. Rate of children's placement moves per 1,000 days in foster care.	10. Percent of children placed with relatives or nonrelatives.	11. Percent of sibling groups where all siblings are placed together.
Quarterly Scheduled FSN Listing Report #	1229	1159	1160	1237	1162	1272	1156	1158	1161	1325	1166
Standard	90.3%	35.2%	43.8%	37.9%	94.4%	< 9.07	95.0%	99.5%	< 4.50	60.0%	65.0%
Reporting Period	10/01/22 to 09/30/23	01/01/23 to 12/31/23	01/01/24	01/01/24	01/01/22 to 12/31/22	10/01/23 to 09/30/24	10/01/23 to 09/30/24	01/01/24	01/01/24	12/31/24	12/31/24
ChildNet-Broward	93.37%	36.83%	52.36%	40.67%	94.74%	7.35	97.62%	99.82%	3.80	51.25%	63.19%
ChildNet-Palm Beach	94.85%	43.63%	57.79%	40.13%	93.64%	4.77	97.77%	99.89%	3.74	48.76%	62.02%
Childrens Network of SW Florida	95.61%	39.92%	58.36%	46.24%	93.48%	5.60	96.64%	99.93%	5.33	51.14%	60.74%
Childrens Network-Hillsborough	94.44%	20.96%	45.87%	46.36%	96.32%	4.17	97.91%	99.66%	5.17	51.55%	56.02%
Citrus Health Network	95.18%	22.69%	52.79%	44.53%	91.49%	5.78	97.96%	99.76%	4.77	48.98%	60.51%
Communities Connected for Kids	91.16%	37.83%	73.24%	44.87%	93.57%	10.21	93.42%	99.92%	4.48	44.00%	60.53%
Community Partnership for Children	94.36%	28.84%	64.08%	46.00%	94.81%	5.66	97.91%	99.85%	3.96	37.50%	50.42%
Family Integrity Program	96.06%	36.67%	50.00%	63.64%	100.00%	0.00	99.07%	99.84%	3.21	48.84%	66.67%
Family Partnerships of Central Florida	93.18%	26.30%	52.52%	50.88%	94.22%	6.52	96.40%	99.66%	4.00	50.64%	53.51%
Family Support Services of North Fla	96.18%	24.75%	54.93%	39.38%	92.17%	4.01	97.52%	99.67%	5.29	42.07%	42.39%
FSS Suncoast	95.09%	28.97%	53.44%	54.63%	94.64%	4.76	95.42%	99.69%	4.79	41.68%	59.55%
Heartland for Children	93.62%	33.48%	38.14%	48.61%	94.44%	3.74	97.03%	99.90%	2.88	63.14%	57.53%
Kids Central, Inc.	96.70%	28.21%	36.68%	44.16%	88.78%	5.07	97.37%	99.44%	7.01	52.51%	59.58%
Kids First of Florida, Inc.	99.39%	37.04%	59.09%	44.44%	100.00%	3.43	100.00%	99.60%	3.37	44.36%	37.50%
NWF Health Network - East	92.92%	37.27%	52.59%	46.89%	91.21%	5.60	96.23%	99.91%	6.01	49.48%	57.80%
NWF Health Network - West	91.88%	31.47%	57.84%	44.84%	91.10%	8.00	94.39%	99.85%	6.28	49.11%	51.35%
Partnership for Strong Families	94.53%	30.00%	46.37%	48.96%	95.74%	5.30	96.80%	99.79%	4.60	47.22%	55.29%
Safe Children Coalition	95.16%	31.92%	57.92%	47.15%	90.96%	5.36	97.01%	99.44%	4.33	51.76%	64.10%
Statewide	94.21%	31.17%	51.65%	47.20%	93.23%	5.52	96.74%	99.51%	4.84	49.65%	56.62%

# Contract Measure – Children Seen Every Thirty Days

Percent of children under supervision who are required to be seen every 30 days – Target = 99.5%

Previous Month		
Scorecard Measure #4 - Children Under Supervision Who Are Seen Every Thirty Days		
May 2025 as of 06/08/2025		
Report Date Range: 05/01/2025 to 05/31/2025		
Agency	# of Children <u>Not</u> seen in 30 days	% of Children seen timely
CHS	3	99.91% ★
LSF	0	100.00% ★
OHU	0	100.00% ★
NTF	0	100.00% ★
HFC	3	99.98% ★
Statewide		99.72%
Source Monthly: "Children Under Supervision Who Are Seen Every Thirty Days - Report #1144"		
Target of 99.5%		

Current Month		
Scorecard Measure #4 - Children Under Supervision Who Are Seen Every Thirty Days		
June 2025 as of 06/22/2025		
Report Date Range: 06/01/2025 to 06/30/2025		
Agency	# of Children <u>Not</u> seen in 30 days	% of Children seen timely
CHS	9	99.73% ★
LSF	0	100.00% ★
OHU	5	99.86% ★
NTF	0	100.00% ★
HFC	14	99.87% ★
Statewide		99.56%
Source Monthly: "Children Under Supervision Who Are Seen Every Thirty Days - Report #1144"		
Target of 99.5%		

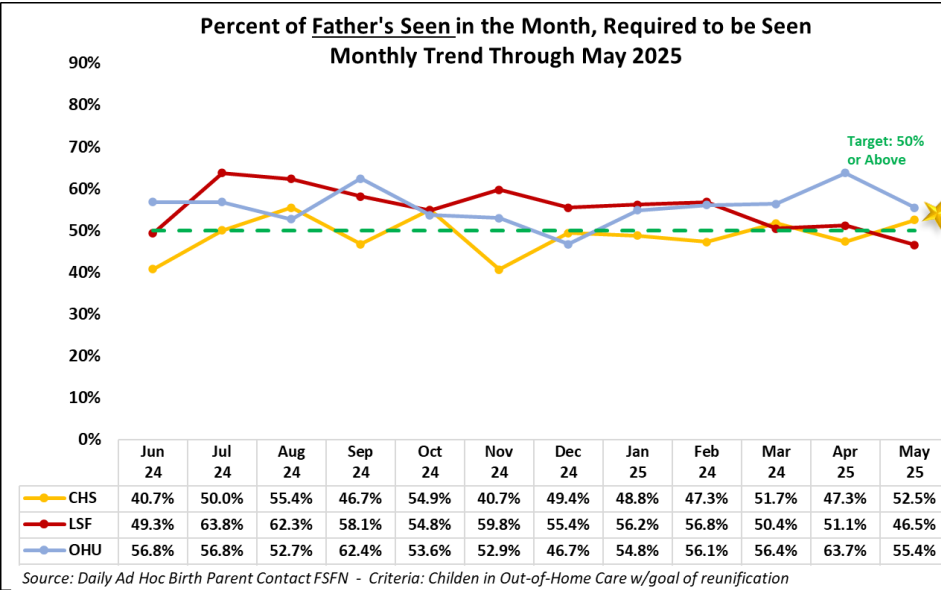
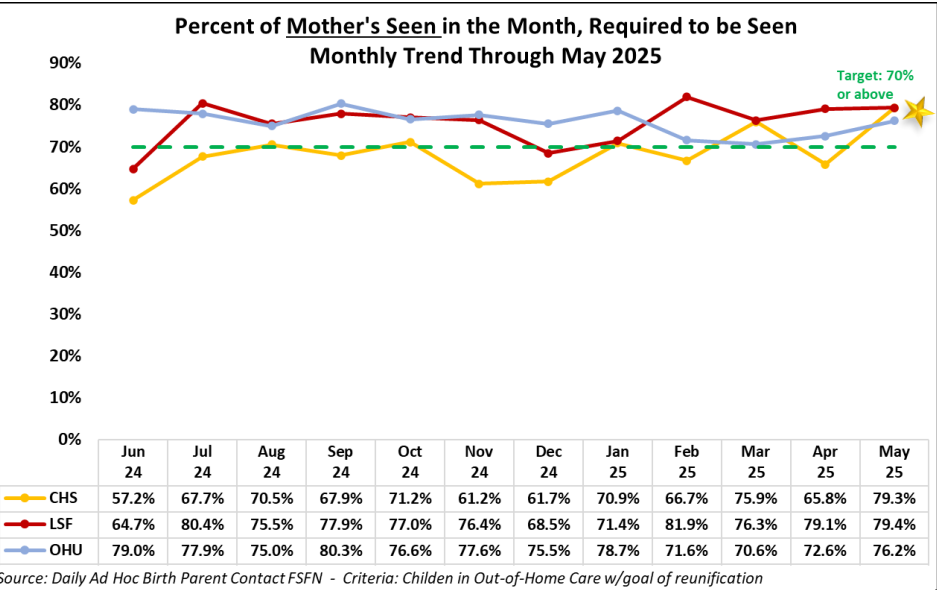
# Monthly Birth Parent Contacts

Target = 70% Mothers and 50% Fathers - seen monthly

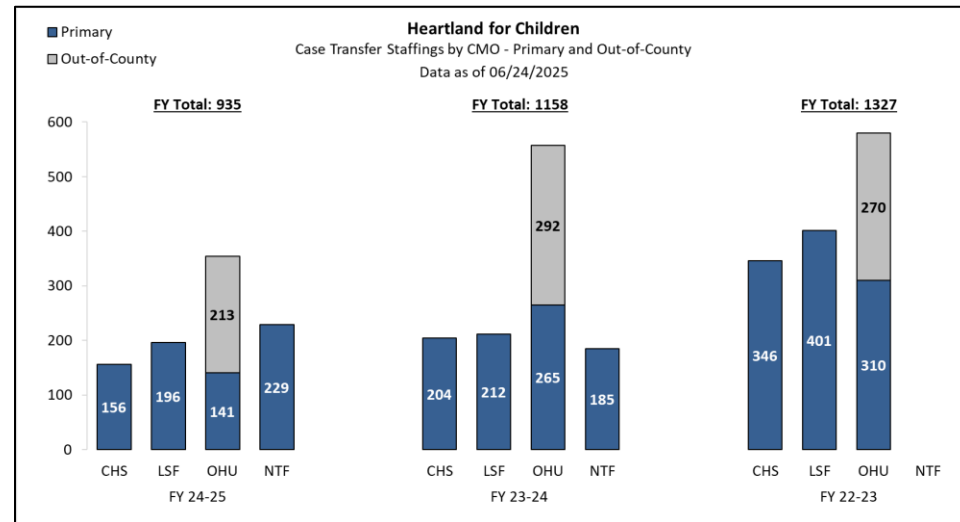
Current  
Month

Birth Parent Contact Completed						
June 2025 as of 06/22/2025 (Point in Time)						
AGENCY	# Moms Required	# Moms Completed	Mom % Completed	# Dads Required	# Dads Completed	Dad % Completed
CHS	121	60	49.6%	97	36	37.1%
LSF	183	113	61.7%	141	51	36.2%
OHU	125	70	56.0%	88	34	38.6%
TOTAL	429	243	56.6%	326	121	37.1%
Criteria: Childen in Out-of-Home Care w/goal of reunification						
Source: Daily Ad Hoc Birth Parent Contact FSN						
Mothers Seen Target: 70%						
Fathers Seen Target: 50%						

- Mother Contact, Target is 70% or above
- Father Contact, Target is 50% or above

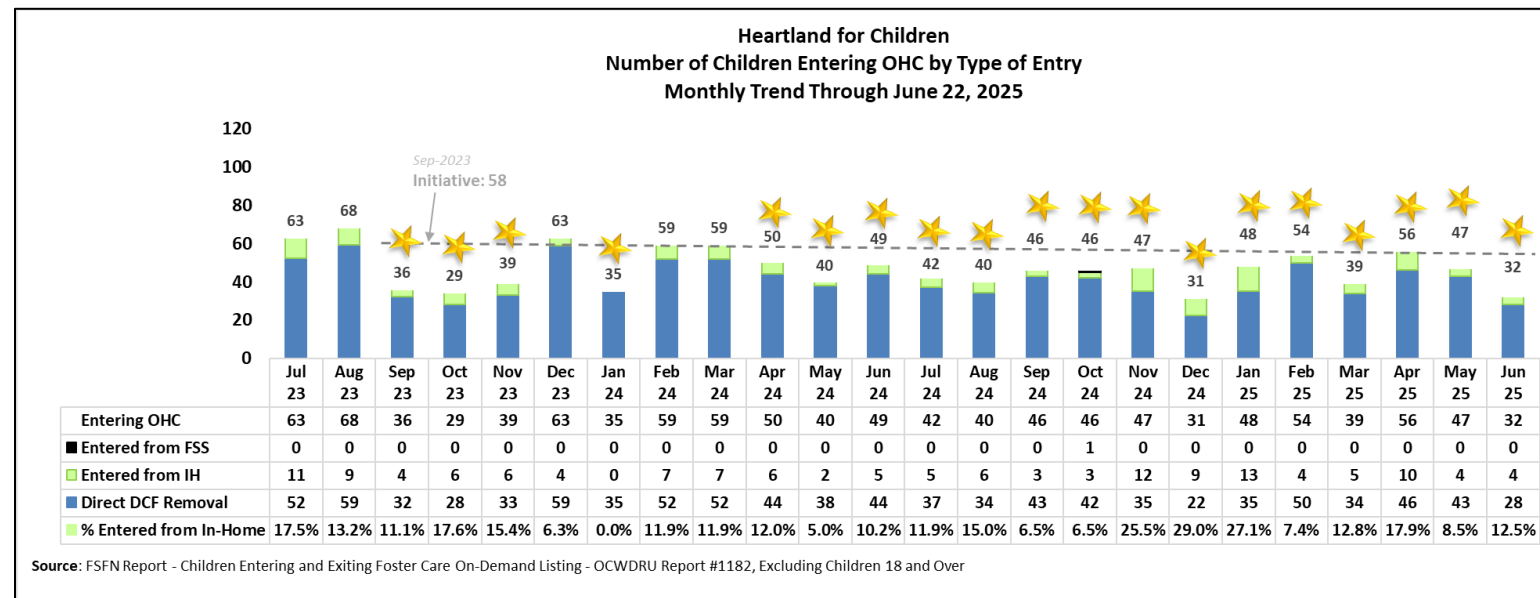


## Case Transfer Staffing Data



## Children Entering Out of Home Care

The percentage of cases that were converted from non-judicial to judicial for the previous month



Re-Entry  
into OHC  
Last 2  
Weeks

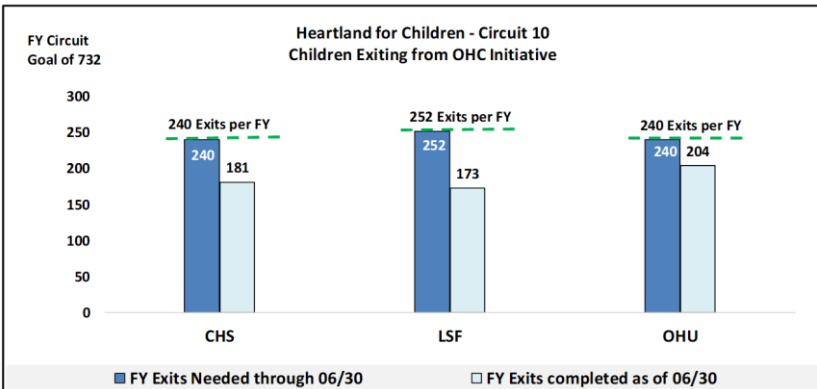
No new re-entry into OHC entered into FSFN in the current reporting period.

Source: FSFN Data Warehouse Ad Hoc Report,

Scorecard Measures 5 – Children Who Do Not Re-Enter into OHC after Achieving Permanency

SM05 - Percent of children exiting care to a permanent home within 12 months of entering care – Target = 94.4% or Greater

FY 24/25 Contract Measure – Target = 94%			
FY 24/25 as of 06/22/2025 Children Who Do <u>Not</u> Re-Enter Care within 12 Months for Children Achieving Permanency July 2023 - June 2024			
Agency	Maintained No Removal Episode	Total Children Permanency w/in 1 year	Percentage Permanency Maintained
CHS	85	92	92.39%
LSF	88	88	100.00%
OHU	68	74	91.89%
HFC Total	241	254	94.88%
Statewide	2,600	2,787	93.29%
Source: Children Who Do Not Re-Enter Foster Care within Twelve (12) Months of Moving to a Permanent Home On-Demand Listing, Report #1100			

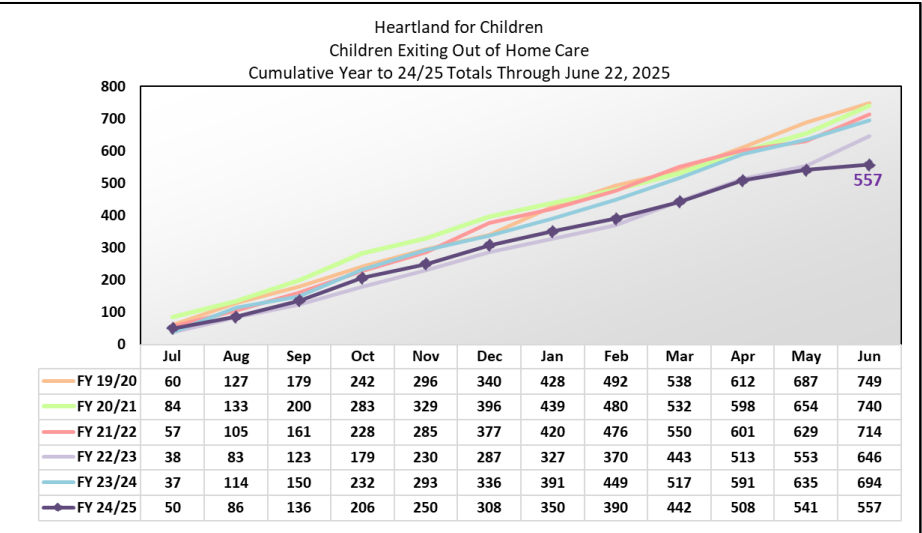
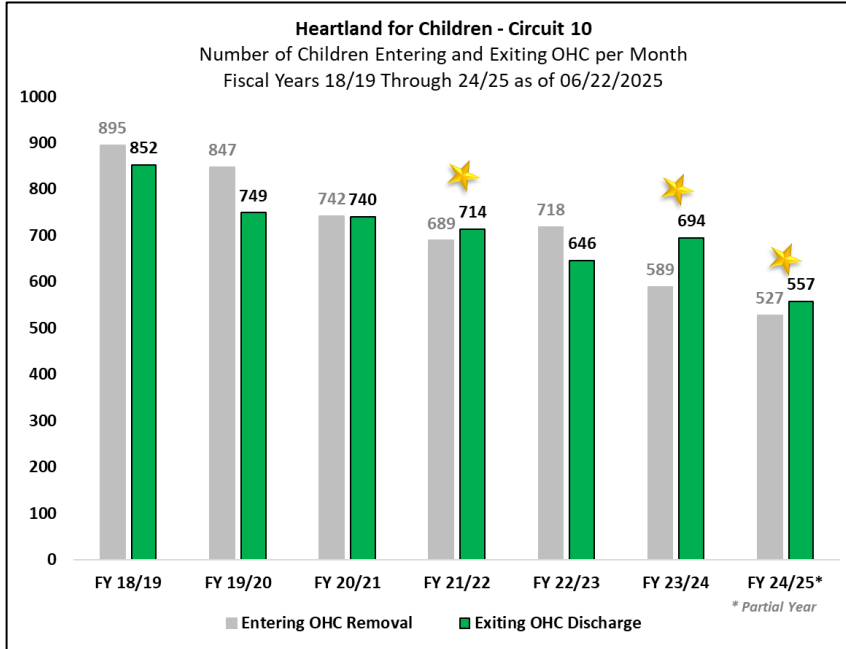
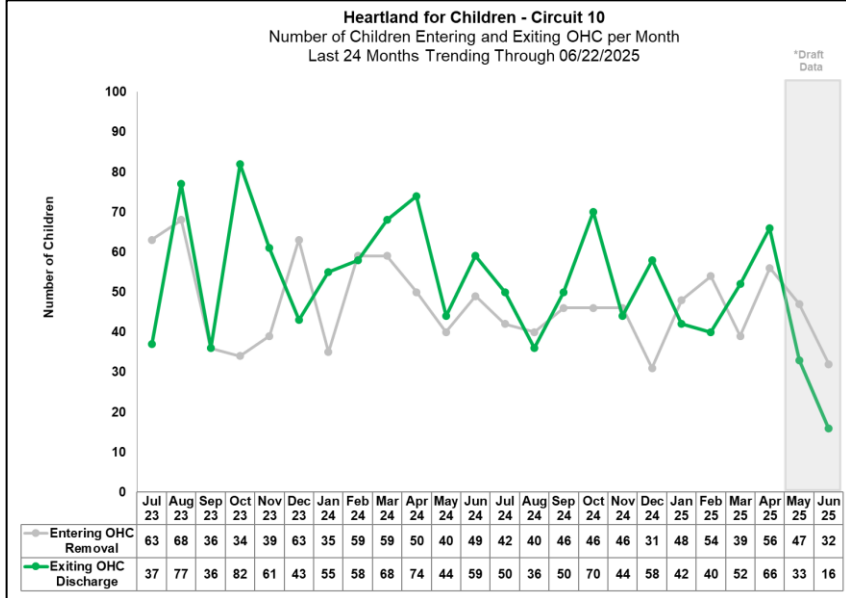


Children Exiting Out-of-Home Care as of 06/22/2025

Green: Month's CMO or Circuit reached their monthly exits  
Orange: Adoptions exceed 35% of exits

	Monthly Need Rest of FY	Jul 24	Aug 24	Sep 24	Oct 24	Nov 24	Dec 24	Jan 25	Feb 25	Mar 25	Apr 25	May 25	Jun 25
CHS	59	20	12	14	31	8	22	11	9	17	20	8	9
LSF	79	11	14	19	18	22	19	10	17	13	16	9	5
OHU	36	19	10	17	21	14	17	22	14	22	30	16	2
HFC	174	50	36	50	70	44	58	43	40	52	66	33	16
Adoptions of Exits	12 of 50	6 of 36	19 of 50	14 of 70	22 of 44	21 of 58	6 of 43	13 of 40	21 of 52	21 of 66	12 of 33	5 of 16	
% of Adoptions	24.0%	16.7%	38.0%	20.0%	50.0%	36.2%	14.0%	32.5%	40.4%	31.8%	36.4%	31.3%	

\*Partial Month  
Total of 61 of more exits from OHC in a month  
Source: FSN Report 1182, excluding 18+, EFC



Children Achieving Permanency within 12 Months for Children in Out-of-Home Care

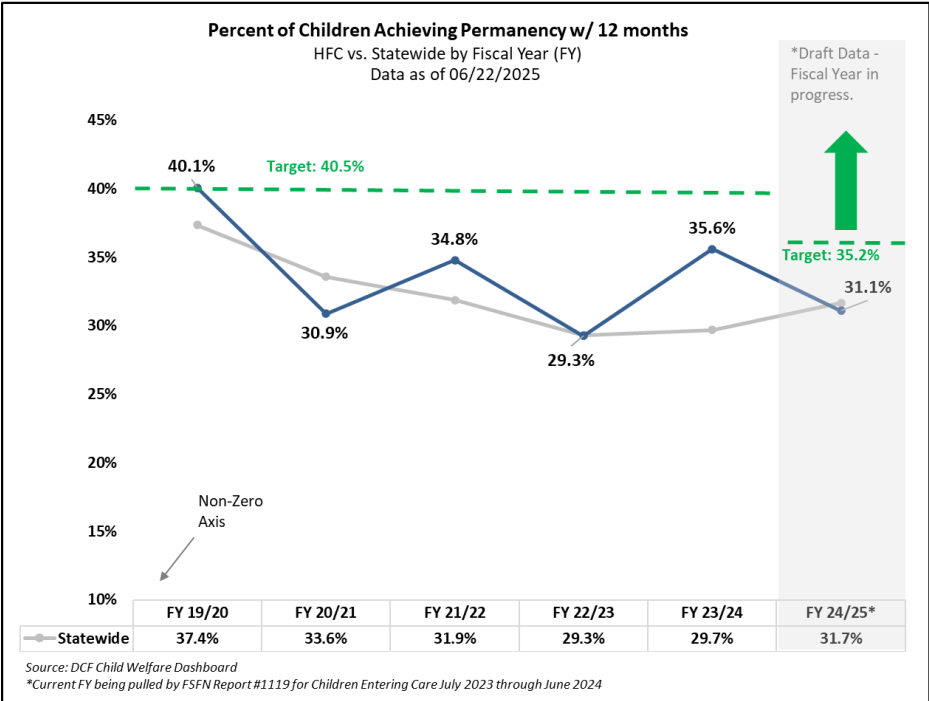
Less than 12 Months

FY 24/25 Target is 35.2%

FY 24/25, Target 35.2%				Percent Timely FY 23/24 (last FY)	% Increase Since 03/23	
Children Achieving Permanency within 0-12 Mths for Children Entering OHC July 2023 to June 2024 (as of 06/22/2025)						
Agency	Permanency within 12 mths	Total Children Entered OHC	Percent Timely Permanency			
CHS	57	177	32.2%	36.8%	<div></div>	1.1%
LSF	58	198	29.3%	36.1%	<div></div>	2.5%
OHU	71	223	31.8%	33.8%	<div></div>	1.8%
HFC Total	186	598	31.1%	35.6%	<div></div>	1.8%
Statewide	2,527	7,979	31.7%	29.7%	<div></div>	2.7%

Source: Children Exiting OHC to a Permanent Home within Twelve Months of Entering Care #1119

\*Permanency = adoption, permanent guardianship or reunification w/ parent



By Unit			
FY 2024 / 2025, Target 35.2%			
Children Achieving Permanency within 0-12 Mths for Children Entering OHC July 2023 - June 2024 (as of 06/22/2025)			
Agency / Unit (Actual)	Permanency within 12 mths	Total Children Entered OHC	Percent Timely Permanency
CHS	57	177	32.2%
141834-CHSFL	7	13	53.8%
141835-CHSFL (Adop)	8	21	38.1%
141837-CHSFL	4	21	19.0%
141839-CHSFL	11	52	21.2%
141846-CHSFL	4	19	21.1%
141852-CHSFL	23	50	46.0%
141832-CHSFL	0	1	0.0%
LSF	58	198	29.3%
141828-LSF	10	26	38.5%
141827-LSF	9	37	24.3%
141836-LSF	4	17	23.5%
141845-LSF	6	20	30.0%
141848-LSF	7	18	38.9%
141849-LSF	11	46	23.9%
141850-LSF (Adop)	6	12	50.0%
141929-LSF	5	20	25.0%
14-HFC-LSF ADMIN (IL)	0	2	0.0%
OHU	71	223	31.8%
142853-OHU-HARDEE	4	24	16.7%
142854-OHU-HIGHLANDS (IL)	0	1	0.0%
142855-OHU-HIGHLANDS	21	88	23.9%
140121-OHU-HIGHLANDS (Adop)	7	19	36.8%
142858 OHU-POLK	18	40	45.0%
142852-OHU-POLK	14	32	43.8%
142856-OHU-POLK	7	19	36.8%
HFC Total	186	598	31.1%
Statewide	2,527	7,979	31.7%

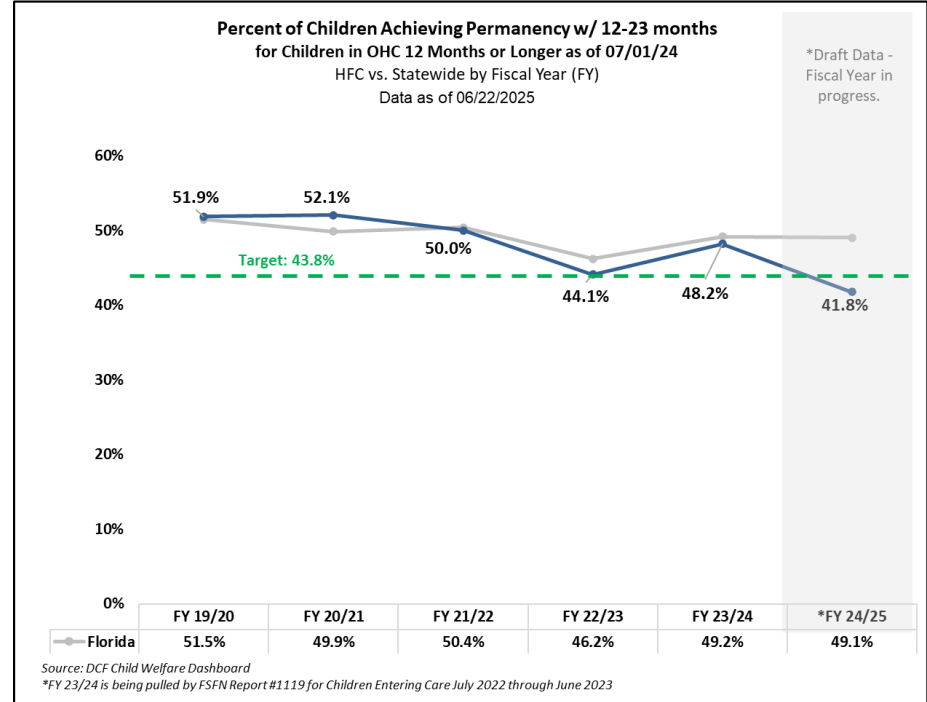
Source: Children Exiting OHC to a Permanent Home within Twelve Months of Entering Care #1119  
\*Permanency = adoption, permanent guardianship or reunification w/ parent

# Children Achieving Permanency in 12 Months for Children in Out-of-Home Care

## between 12-23 month

FY 24/25 Target is 43.8%

FY 24/25, Target 43.8%				Percent Timely FY 23/24 (last FY)	% Increase Since 03/23
Children Achieving Permanency within 12-23 Mths for Children in OHC 12-23 Months as of 07/01/24 (as of 06/22/2025)					
Agency	Permanency within 12-23 mths	Total Children LOS 12-23 mths	Percent Timely Permanency		
CHS	47	117	40.2%	52.4%	10.5%
LSF	48	109	44.0%	49.5%	5.5%
OHU	42	102	41.2%	42.4%	8.8%
HFC Total	137	328	41.8%	48.2%	8.3%
Statewide	2,388	4,867	49.1%	49.2%	11.0%
Source: Children Achieving Permanency w/ 12 Months for children in OHC 12-23 Months #1138 *Permanency = adoption, permanent guardianship or reunification w/ parent					



By Unit			
FY 24/25, Target 43.8%			
Children Achieving Permanency within 12-23 Mths for Children in OHC 12-23 Months as of 07/01/24 (as of 06/22/2025)			
Agency / Unit	Permanency within 12 mths	Total Children Entered OHC	Percent Timely Permanency
<b>CHS</b>	<b>47</b>	<b>117</b>	<b>40.2%</b>
141832-CHSFL	0	5	0.0%
141834-CHSFL	1	2	50.0%
141837-CHSFL	8	21	38.1%
141846-CHSFL	6	12	50.0%
141839-CHSFL	8	15	53.3%
141835-CHSFL (Adop)	11	29	37.9%
141852-CHSFL	13	29	44.8%
<b>LSF</b>	<b>48</b>	<b>109</b>	<b>44.0%</b>
141828-LSF	6	13	46.2%
141827-LSF	2	12	16.7%
141836-LSF	8	9	88.9%
141845-LSF	5	12	41.7%
141848-LSF	3	4	75.0%
141849-LSF	9	27	33.3%
141850-LSF (Adop)	11	17	64.7%
141929-LSF	4	14	28.6%
14-HFC-LSF ADMIN UNIT	0	1	0.0%
<b>OHU</b>	<b>42</b>	<b>102</b>	<b>41.2%</b>
142853-OHU-HARDEE	10	19	52.6%
142854-OHU-HIGHLANDS	0	1	0.0%
142855-OHU-HIGHLANDS	4	8	50.0%
140121-OHU-HIGHLANDS (Adop)	10	28	35.7%
142858 OHU-POLK	6	13	46.2%
142852-OHU-POLK	8	14	57.1%
142856-OHU-POLK	4	19	21.1%
<b>HFC Total</b>	<b>137</b>	<b>328</b>	<b>41.8%</b>
<b>Statewide</b>	<b>2,388</b>	<b>4,867</b>	<b>49.1%</b>

Children Exiting Out-of-Home Care to a Permanent Home within Twelve Months for Children in Out-of-Home Care Twelve to Twenty-Three Months On-Demand Listing - Report #1138

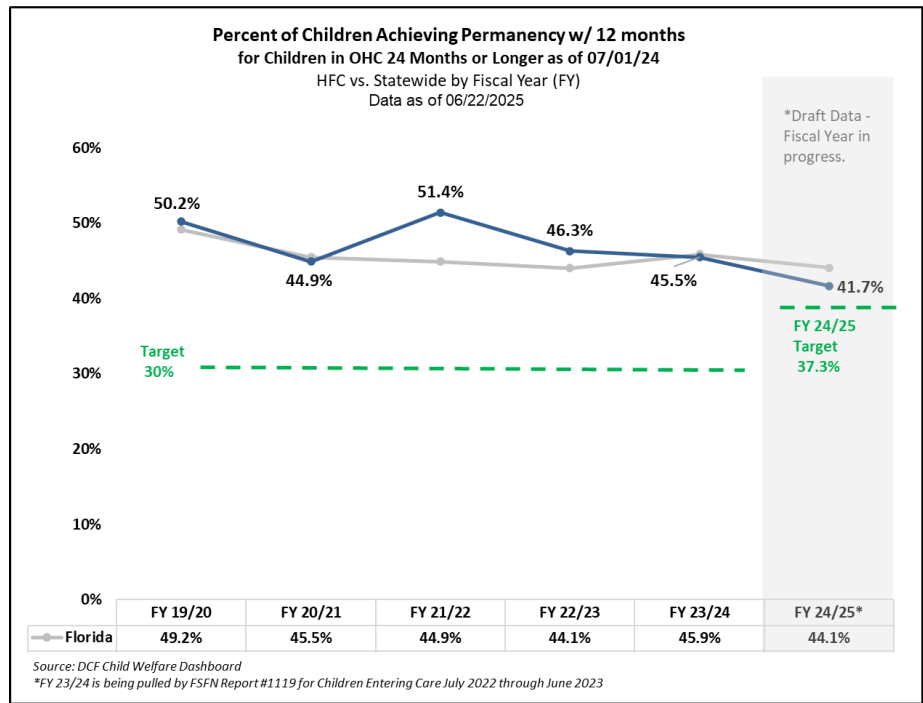
# Federal Measure - Children Achieving Permanency within 12 Months for Children in Out-of-Home Care

## 24 Months or More

FY 23/24 Target is 37.9%

Statewide Measure - FY 24/25, Target 37.9%				Percent Timely FY 24/25 (last FY)	% Increase Since 03/23
Children Achieving Permanency within 12 Months for Children in OHC 24+ Months as of 07/01/24 (as of 06/22/2025)					
Agency	Permanency Since July 1st	Total Children in OHC 24+ Months	Percent Timely Permanency		
CHS	42	92	45.7%	43.6%	14.1%
LSF	41	112	36.6%	46.1%	6.3%
OHU	45	103	43.7%	46.4%	5.5%
HFC Total	128	307	41.7%	45.5%	8.4%
Statewide	2,252	5,109	44.08%	45.9%	8.3%

Source: Children Achieving Permanency w/ 12 Months for children in OHC 24 Months or Longer #1197  
\*Permanency = adoption, permanent guardianship or reunification w/ parent

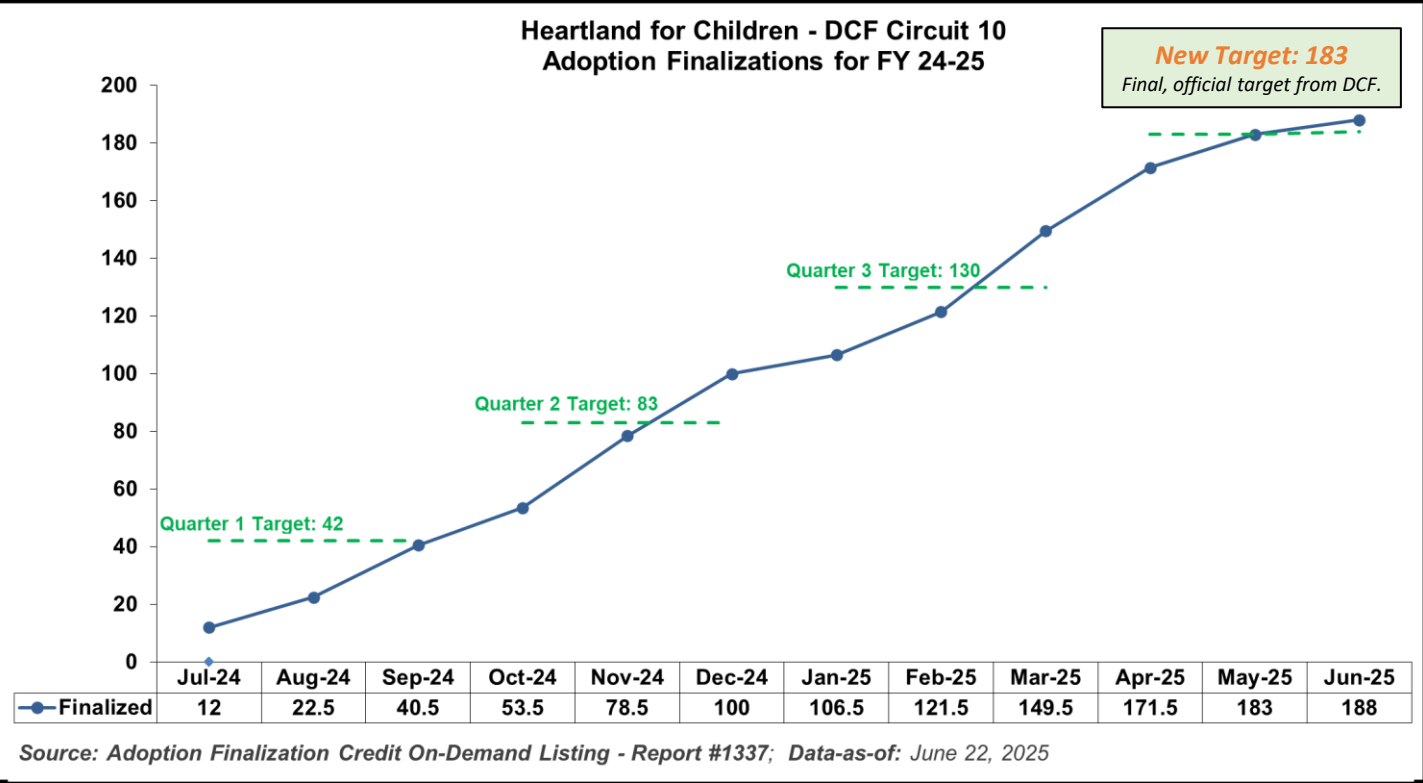


By Unit			
Statewide Measure - FY 24/25, Target 37.9%			
Children Achieving Permanency within 12 Months for Children in OHC 24+ Months as of 07/01/24 (as of 06/22/2025)			
Agency / Unit	Permanency Since July 1st	Total Children in OHC 24+ Months	Percent Timely Permanency
<b>CHS</b> ★	<b>42</b>	<b>92</b>	<b>45.7%</b>
141832-CHSFL (IL)	0	5	0.0%
141837-CHSFL	2	8	25.0%
141846-CHSFL ★	3	5	60.0%
141839-CHSFL ★	8	15	53.3%
141835-CHSFL (Adop) ★	25	40	62.5%
141852-CHSFL	4	19	21.1%
<b>LSF</b>	<b>41</b>	<b>112</b>	<b>36.6%</b>
141828-LSF	10	27	37.0%
141827-LSF	1	5	20.0%
141836-LSF ★	12	21	57.1%
141845-LSF ★	4	10	40.0%
141848-LSF ★	2	3	66.7%
141849-LSF	3	10	30.0%
141850-LSF (Adop)	0	1	0.0%
141929-LSF	9	28	32.1%
14-HFC-LSF ADMIN UNIT	0	7	0.0%
<b>OHU</b> ★	<b>45</b>	<b>103</b>	<b>43.7%</b>
142853-OHU-HARDEE	2	12	16.7%
142854-OHU-HIGHLANDS	0	3	0.0%
142855-OHU-HIGHLANDS	0	7	0.0%
140121-OHU-HIGHLANDS (Adop) ★	32	54	59.3%
142858 OHU-POLK ★	2	3	66.7%
142852-OHU-POLK	4	11	36.4%
142856-OHU-POLK ★	5	13	38.5%
<b>HFC Total</b> ★	<b>128</b>	<b>307</b>	<b>41.7%</b>
<b>Statewide</b> ★	<b>2,252</b>	<b>5,109</b>	<b>44.1%</b>

Children Exiting Out-of-Home Care to a Permanent Home within Twelve Months for Children in Out-of-Home Care Twenty-Four Months or More On-Demand Listing - Report #1197

# Adoption Finalizations

Percent of Adoptions Finalized with 24 Months of Removal & Percent of Adoption Goal Met

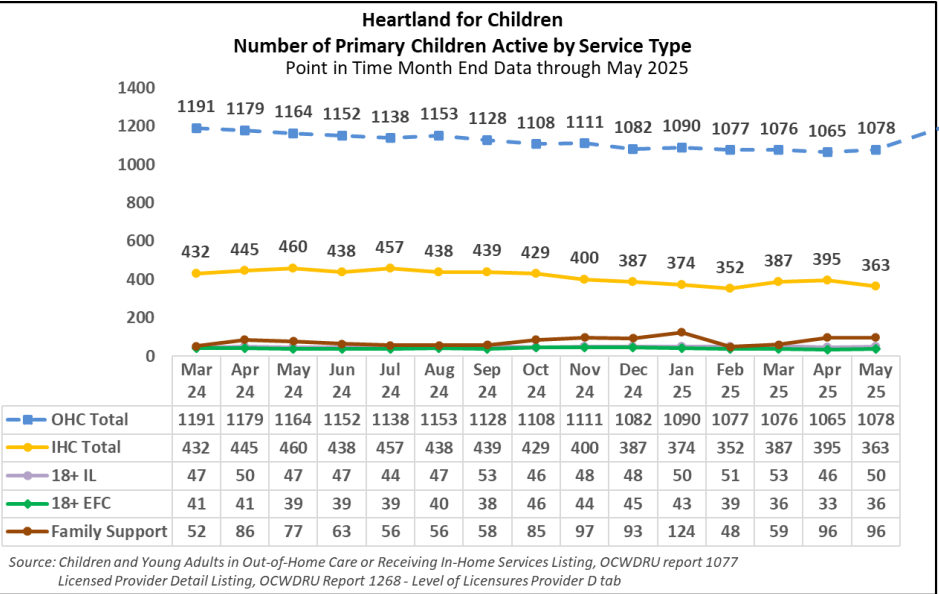


**Upcoming Finalization  
Dates FY(24/25)**

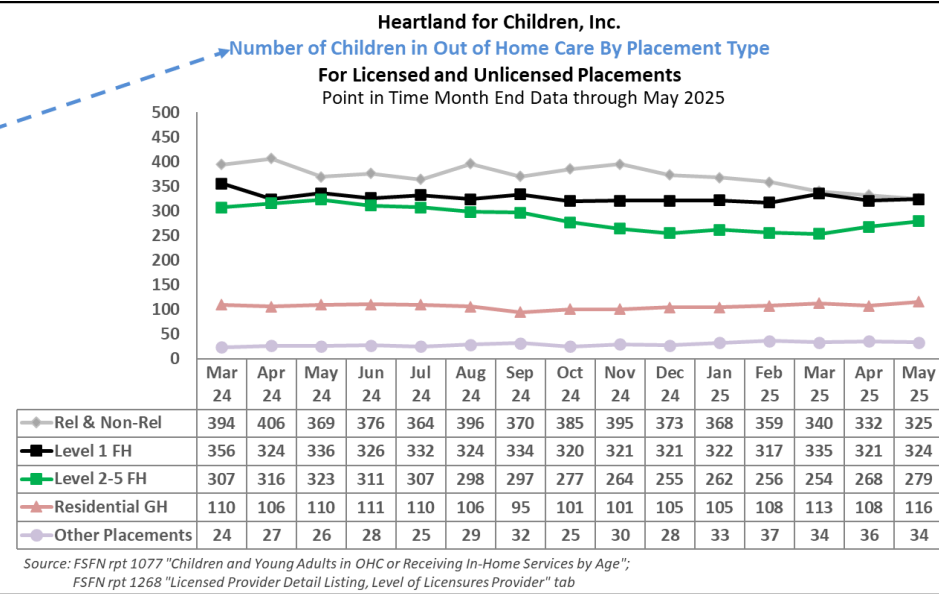
- June 25, 2025
- July 9 & 16, 2025
- August 13 & 20, 2025
- September 10 & 17, 2025

Adoption Finalizations (YTD) FY 24-25 Data as of 06/22/25		
CMO	Manual Credits	Finalized Adoptions YTD
CHS	0	43.5
LSF	2.5	69.5
OHU	0	75
<b>Total</b>	<b>2.5</b>	<b>188</b>

Children Served at Month End by Service Type



Source: Children and Young Adults in Out-of-Home Care or Receiving In-Home Services Listing, OCWDRU report 1077  
Licensed Provider Detail Listing, OCWDRU Report 1268 - Level of Licensures Provider D tab

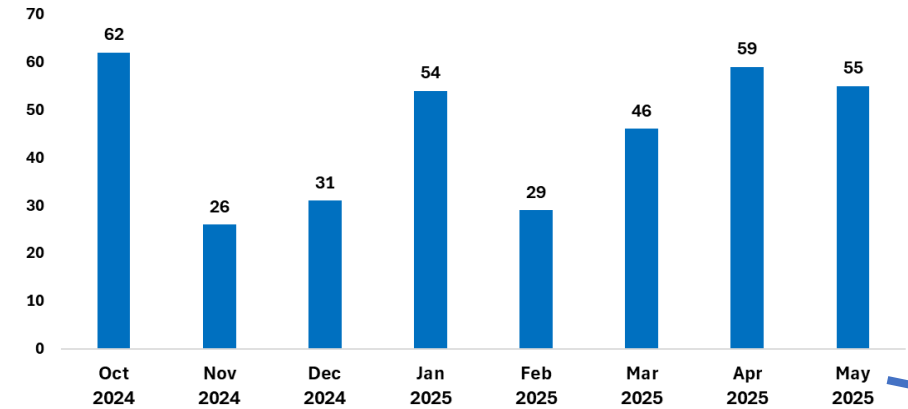


Source: FSFN rpt 1077 "Children and Young Adults in OHC or Receiving In-Home Services by Age";  
FSFN rpt 1268 "Licensed Provider Detail Listing, Level of Licensures Provider" tab

# Placement Moves, Children in Out-of-Home Care (OHC)

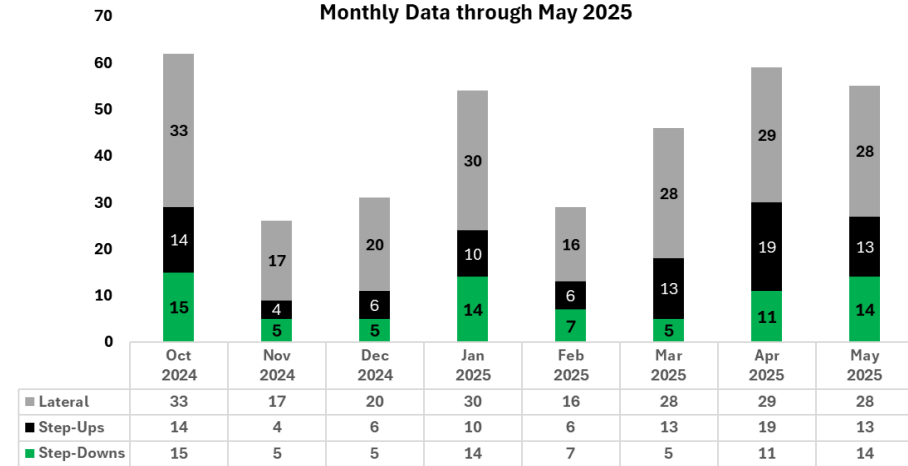
Excludes: Children entering or exiting OHC. Also, DJJ, Missing, Other Visitation or Hospital

Circuit 10 - Heartland for Children  
Number of Out-of-Home Care Placement Moves  
Monthly Data through May 2025



Excludes all DJJ, Missing, Visitation and Hospital Placement Service Types

Circuit 10 - Heartland for Children  
Number of Out-of-Home Care Placement Moves  
Monthly Data through May 2025



Excludes all DJJ, Missing, Visitation and Hospital Placement Service Types

## Circuit 10 Placement Moves by Move Type from May 2025 Placement Impact Monthly Report

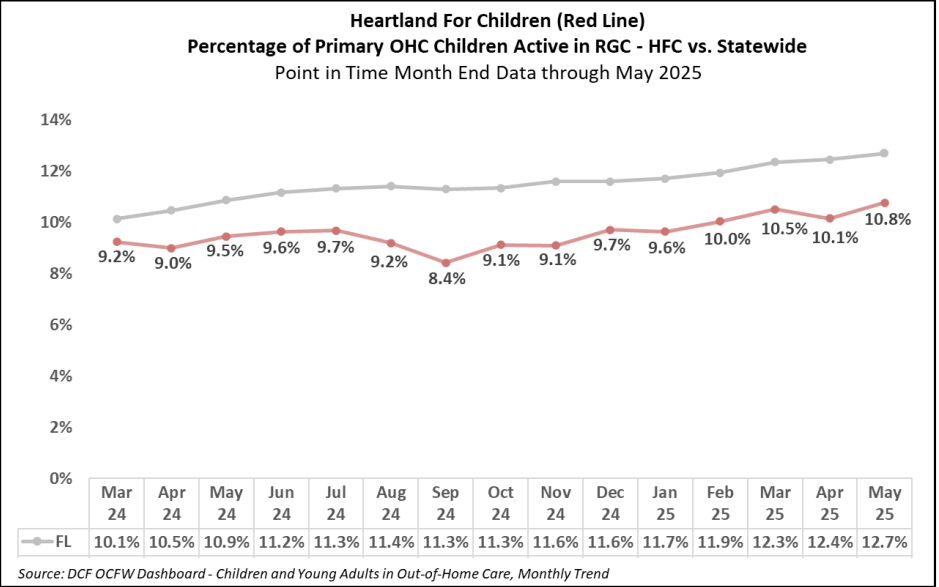
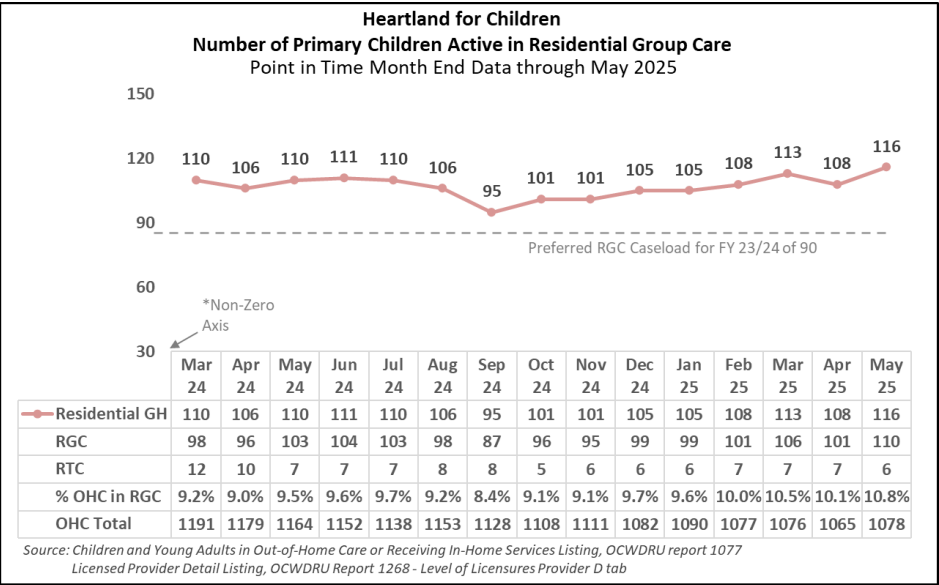
46 OHC Children w/a total of 55 Placement Moves

Move Status	Prior Type	Post Type	CHS	LSF	OHU	Grand Total
Lateral	Foster Home	Foster Home	3	5	6	14
Lateral	Non-relative	Relative	2	0	0	2
Lateral	Relative	Relative	1	2	0	3
Lateral	Residential	Residential	2	2	3	7
Lateral	Residential	Residential Treatment Center	0	0	1	1
Lateral	Residential Treatment Center	Residential Treatment Center	0	1	0	1
Lateral Total			8	10	10	28
Step-down	Foster Home	Non-relative	2	0	2	4
Step-down	Foster Home	Relative	4	0	1	5
Step-down	Residential	Foster Home	1	0	1	2
Step-down	Residential	Non-relative	1	0	0	1
Step-down	Residential	Relative	2	0	0	2
Step-down Total			10	0	4	14
Step-up	Foster Home	Residential	1	0	2	3
Step-up	Non-relative	Foster Home	2	0	1	3
Step-up	Non-relative	Residential	2	0	0	2
Step-up	Relative	Foster Home	4	0	1	5
Step-up Total			9	0	4	13
Grand Total			27	10	18	55

Source:

- 1) Quality Office Accountability Metrics: Placement Moves per One-Thousand Days in Out-of-Home Care On-Demand Listing - Report #1320
- 2) Use children identified as a move from source (1), run a custom FSFN BOE query to get child placement history per child
- 3) Manually review source (2), to determine actual moves (ex. provider changes, etc...)

➤ Number and Percent of Children Serviced in Residential Care

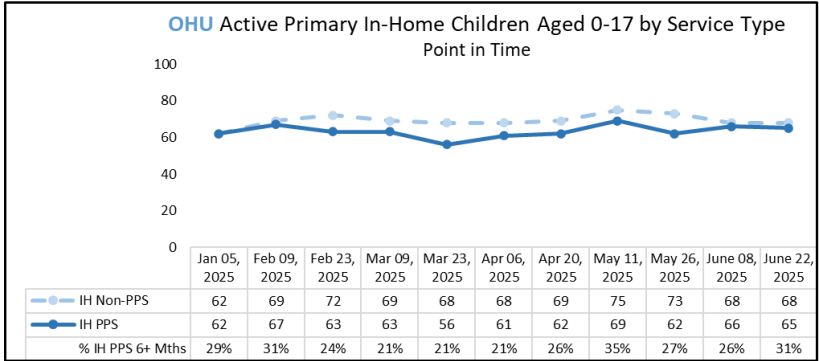
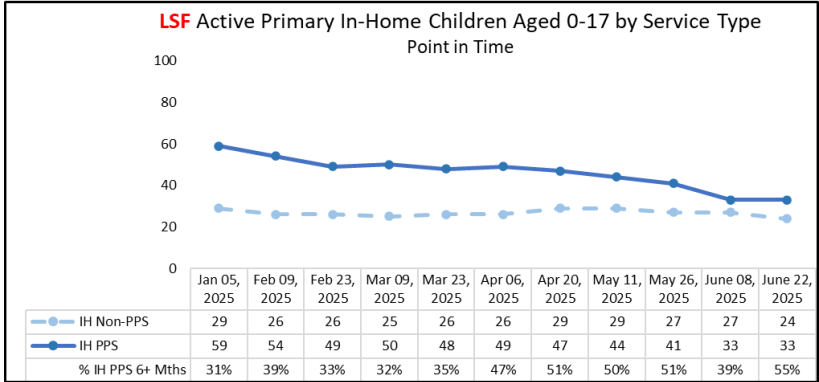
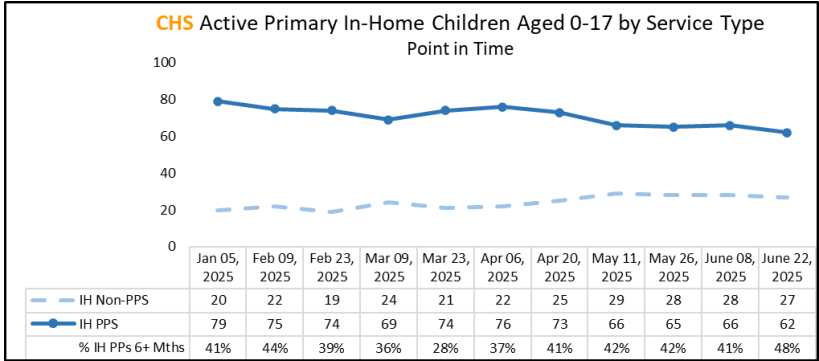


Circuit 10 Percent of Group Homes, Percent of Beds Licensed and Utilized Point in Time as of May 2025 Month End			
Group Home / Shelter Type	Currently licensed beds	% utilized previous month	Number of beds on the horizon for development
Shelter - CHN	12	3.8%	0
Shelter – YFA George Harris	24	67.07%	0
At-Risk: Anchor House	12	64.5%	6
At-Risk: Anchor Ivy Villa	12	70.4%	0
At-Risk: A Second Chance	6	74.7%	0
At-Risk: Serenity Place-Chandler	6	95.2%	0
At-Risk: Serenity Place-Julius	6	83.3%	0
At-Risk: Serenity Place-Villa	12	61.3%	0
At-Risk: Integrity Care - Kaley	6	100.0%	0
At-Risk: Integrity Care - Kittansett	6	59.1%	0
At-Risk: Integrity Care - Sunset	6	68.8%	0
At-Risk: Integrity Care - Whispering	6	96.8%	0

# FY 2024-2025 Children In-Home Care Closures Initiative

PPS: Post Placement Supervision (Children Reunified with the Removal Parent)

Non-PPS: Children Receiving In-Home Services the entire time from Case Transfer from DCF to CMO (*\*Also includes ICPC*)



Heartland for Children Active Primary Children Aged 0-17 Receiving In-Home Services - PPS and Non-PPS Data as of 06/22/25												
CMO	In-Home Service Type	0-4 Months	5 Months	6 Months	7-9 Months	10 Months	11 Months	12-15 Months	16-23 Months	24-35 Months	36+ Months	CMO Total
CHS	Non-PPS	16	0	2	0	0	0	8	1	0	0	27
	PPS	29	3	6	7	2	1	9	3	2	0	62
CHS Total		45	3	8	7	2	1	17	4	2	0	89
LSF	Non-PPS	7	0	2	0	3	0	3	3	5	1	24
	PPS	12	3	6	7	0	0	3	2	0	0	33
LSF Total		19	3	8	7	3	0	6	5	5	1	57
OHU	Non-PPS	19	11	3	7	1	4	12	5	0	6	68
	PPS	38	7	4	13	1	0	1	1	0	0	65
OHU Total		57	18	7	20	2	4	13	6	0	6	133
NTF	Non-PPS	55	3	0	0	0	0	0	0	0	0	58
	PPS	55	3	0	0	0	0	0	0	0	0	58
NTF Total		110	6	0	0	0	0	0	0	0	0	116
HFC	Non-PPS	97	14	7	7	4	4	23	9	5	7	177
	PPS	79	13	16	27	3	1	13	6	2	0	160
HFC Total		176	27	23	34	7	5	36	15	7	7	337
% PPS by Month		49%	8%	10%	17%	2%	1%	8%	4%	1%	0%	-
HFC Total		177	27	24	34	7	5	37	15	9	7	342

Source: Children and Young Adults Actively Receiving IH Services or in OHC Care Daily Listing - FSFN Report #1329  
PPS = Post Placement Supervision; Non-PPS = DCF Case Transfer to CMO, In-Home Services

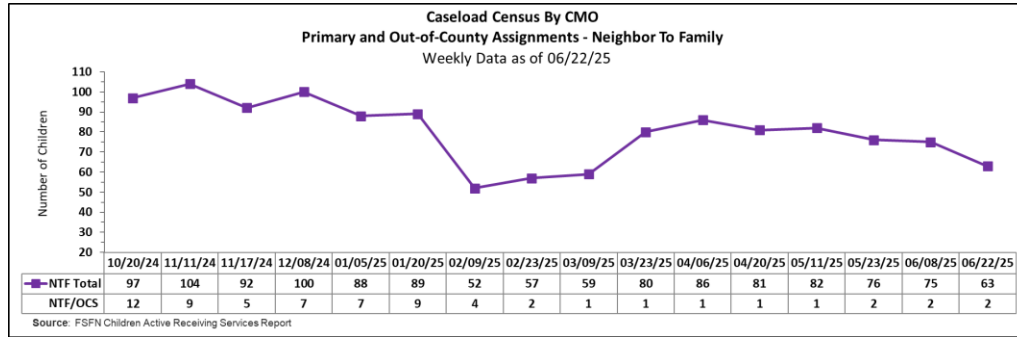
## In-Home Service Providers Caseload and Referrals Received

Point-in-Time as of June 22, 2025				Mindshare Referrals from Jun 09 to Jun 22 (Referrals Since the last PQI date)
In-Home Provider/Service	Current Census	Immediate Openings	Projected Openings within next 3 weeks (need Referrals to fill)	
Youth Villages	40	0	6	13
Neighbor To Family (Safety Mgmt)	17 - 32 PNA	4	12	1
PRC Home to Stay (Reunification)	0	0	0	-
PRC Home to Stay (Prevention)	0	0	0	-
OHU (Family Support)	0	0	0	13
OHU (Legal)	0	0	0	-
UW Supervised Visitation	6	3	0	-
CHS BSFT	8	7	7	-
CHS CPP	9	1	1	-
NFI FFT- Traditional	25	0	0	12
NFI FFT- Prevention	7	0	0	-
NFI FFT- Foster Care	23	12	12	7
Chosen	5	5	5	-

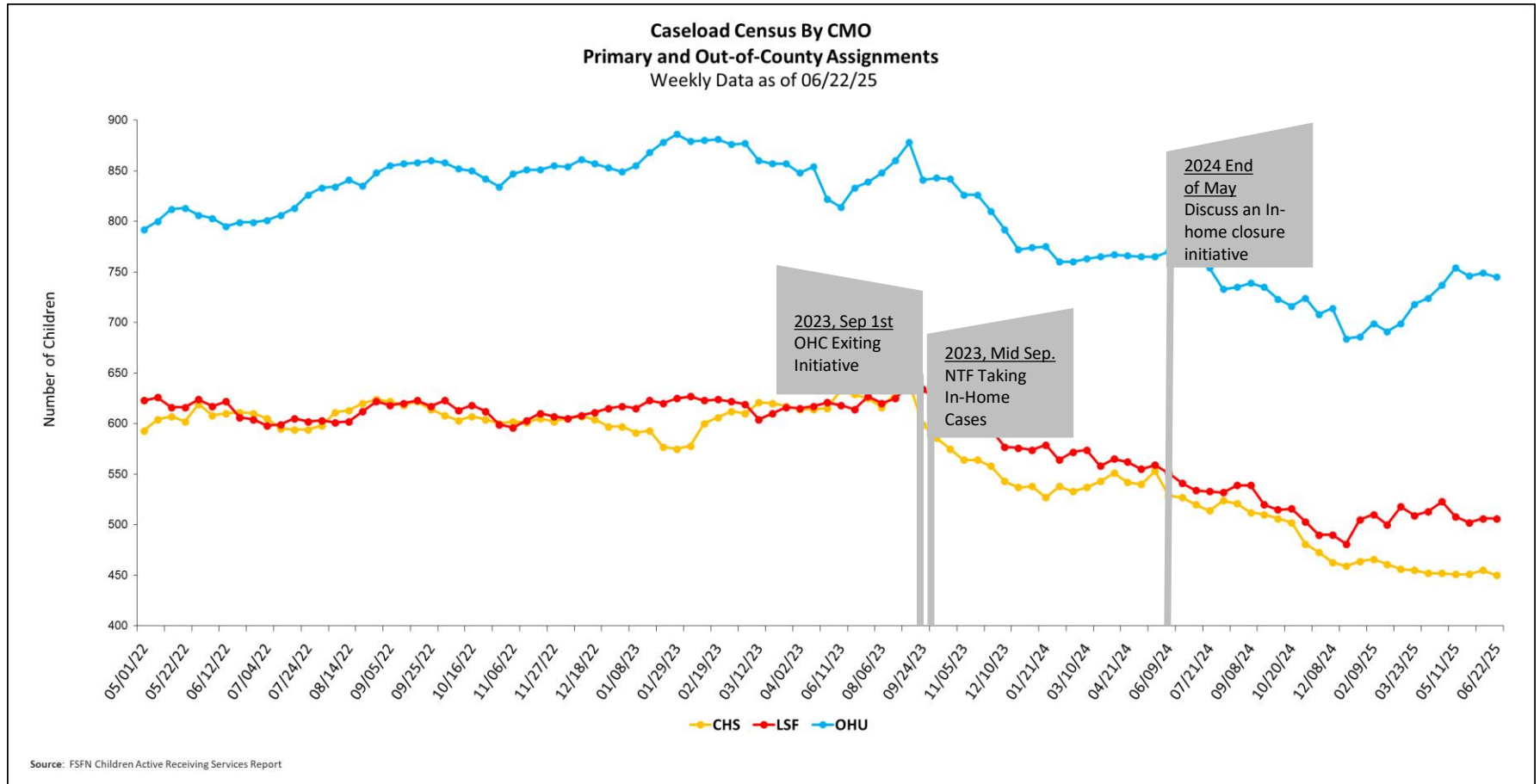
Source: HFC Quality & Contract Management Department Reports

# Caseload Census Information

## CBC Services Weekly Caseloads By CMO



Number of Children by CMO							
Last 6 Reporting Periods							
Agency	3/23/2025	4/6/2025	4/20/2025	5/11/2025	5/23/2025	6/8/2025	6/22/2025
CHS	455	452	452	451	451	455	450
LSF	509	513	523	508	502	506	506
OHU Primary	560	568	586	604	604	603	607
OHU/OCS	158	156	151	150	142	146	138
OHU Total	718	724	737	754	746	749	745
NTF Primary	79	85	80	81	74	73	61
NTF/OCS	1	1	1	1	2	2	2
NTF Total	80	86	81	82	76	75	63
HFC Total	1,762	1,775	1,793	1,795	1,775	1,785	1,764



# Supervisor Reviews Completed within the Last 90 Days

PPS: Post Placement Supervision (Children Reunified with the Removal Parent)

Non-PPS: Children Receiving In-Home Services the entire time from Case Transfer from DCF to CMO (\*Also includes ICPC)

Supervisor Reviews Completed Within the Last 90 Days									
By Unit and Case Category									
Data as of 06/22/2025									
CMO	Unit	IH Non-PPS		IH PPS		OHC		Grand Total	
		Total Cases	Percent Completed	Total Cases	Percent Completed	Total Cases	Percent Completed	Total Cases	Percent Completed
CHS	141834-CHSFL	-	-	1	100.0%	18	100.0%	19	100.0%
	141835-CHSFL	-	-	-	-	28	100.0%	28	100.0%
	141837-CHSFL	3	100.0%	16	100.0%	36	94.4%	56	94.6%
	141839-CHSFL	2	100.0%	2	100.0%	19	100.0%	23	100.0%
	141846-CHSFL	2	100.0%	4	100.0%	15	93.3%	21	95.2%
	141852-CHSFL	3	100.0%	6	100.0%	61	100.0%	70	100.0%
	CHS Total	12	100.0%	30	100.0%	184	98.4%	265	84.2%
LSF	141827-LSF	2	100.0%	4	100.0%	34	100.0%	40	100.0%
	141828-LSF	4	100.0%	1	100.0%	26	100.0%	31	100.0%
	141836-LSF	3	100.0%	-	-	19	100.0%	22	100.0%
	141845-LSF	-	-	2	100.0%	28	100.0%	30	100.0%
	141848-LSF	-	-	2	100.0%	15	100.0%	17	100.0%
	141849-LSF	-	-	4	100.0%	37	97.3%	41	97.6%
	141850-LSF	-	-	1	100.0%	19	100.0%	20	100.0%
	141929-LSF	2	100.0%	6	100.0%	42	100.0%	50	100.0%
	LSF Total	11	100.0%	20	100.0%	220	99.5%	282	88.7%
NTF	14-HFC-NTF CMO IHNJ	24	95.8%	-	-	-	-	25	92.0%
OHU	140121-OHU-HIGHLANDS	2	100.0%	3	100.0%	42	100.0%	47	100.0%
	142849-OHU-HIGHLANDS	37	100.0%	5	100.0%	86	100.0%	128	100.0%
	142852-OHU-POLK	3	100.0%	10	100.0%	33	100.0%	46	100.0%
	142853-OHU-HARDEE	2	100.0%	3	100.0%	24	95.8%	29	96.6%
	142854-OHU-HIGHLANDS	-	-	-	-	1	100.0%	20	5.0%
	142855-OHU-HIGHLANDS	-	-	8	100.0%	46	97.8%	54	98.1%
	142856-OHU-POLK	3	100.0%	2	100.0%	24	100.0%	29	100.0%
	142858 OHU-POLK	1	100.0%	2	100.0%	23	100.0%	26	100.0%
	OHU Total	48	100.0%	33	100.0%	279	99.3%	379	94.5%
Circuit 10 Total		95	98.9%	83	100.0%	684	99.1%	953	89.7%

CHS

Up 13% since  
2/11/2025

LSF

Up 1% since  
2/11/2025

NTF

Up 32% since  
2/11/2025

OHU

Up 0.4% since  
2/11/2025

Source: CARS Report #1329 & CARS Legacy - Daily Report

IH = In-Home

Filters: Heartland for Children; Primary Workers; Unduplicated Children; Ages 0-17

OHC = Out-of-Home Care

PPS = Post Placement Supervision

# Average Caseload of Case Managers

## Case Manager Caseload Breakdown by Agency – Data as of 06/22/2025

Average Caseload of Case Managers								Percent of Case Managers That Are at or Under the National Caseload Standard of 15			
CMO	1-5 Children in Caseload	6-15 Children in Caseload	16-24 Children in Caseload	25-29 Children in Caseload	30+ Children in Caseload	Total Case Managers*	Avg # of Children per CM	CMO	# Case Managers w/ Primary Caseload	# with Caseload at 15 or lower	Percent at 15 or lower
CHS	4	2	15	3	1	25	18.0	CHS	25	6	24.0%
LSF	7	5	17	2	1	32	15.8	LSF	32	12	37.5%
OHU	2	7	13	4	8	34	21.9	OHU	34	9	26.5%
NTF	0	1	3	0	0	4	15.8	NTF	4	1	25.0%
# of CMs	13	15	48	9	10	95	18.6	HFC	95	28	29.5%

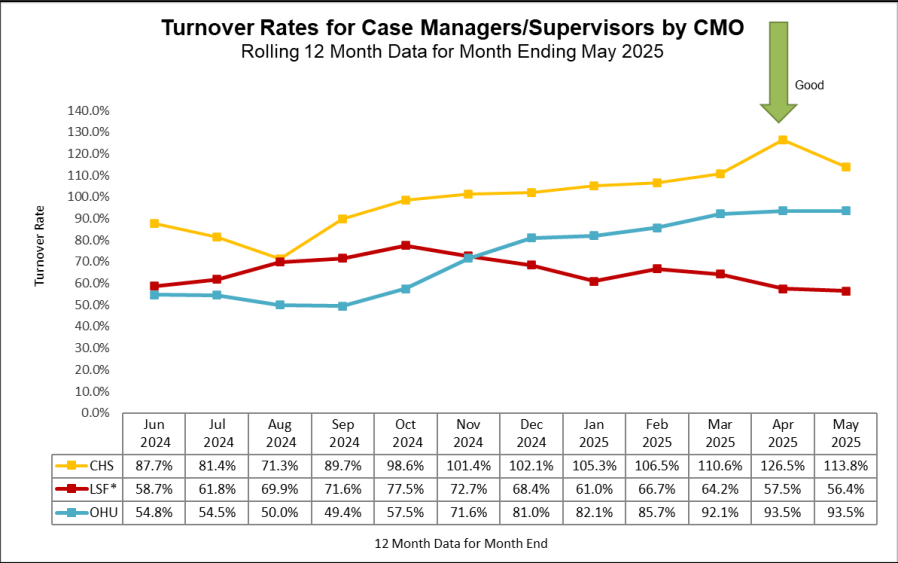
Caseload = Number of Children with Primary or Out of County assignment.

# Turnover Rates for Case Managers/Supervisors

## 12 Month Case Manager Turnover Rates by Agency

\* Data Excludes Unit Supervisors, FTC Facilitators & Resigned CMs Count

Employee Turnover Rates By CMO		
12 Month Data for Month Ended May 2025		
CMO	Case Manager	Case Manager Supervisor
CHS	113.8%	30.0%
LSF*	56.4%	23.1%
OHU	93.5%	60.9%



# Caseload Census by Case Manager and Organization

Data as of 06/22/2025

Caseload of 1 - 5 Children (+5)		
CMO	Case Workers	#
CHS	Kaina, Kelly	5
CHS	Villegas, Jacqueline	4
LSF	Argiro, Patrick	4
LSF	Paleo, Angie	4
CHS	Martinez, Kiley	4
LSF	Outing, Teneke	4
LSF	Palomo, Aleah	3
CHS	Peguero, Joyce	3
LSF	Francis, Cheryl	3
LSF	Plummer, Lakeisha	3
CHS	Saimplice, Jefferson	2
LSF	Davis, Amy	2
LSF	Nelson, Lola	1

Caseload of 6 - 15 Children (-1)		
CMO	Case Workers	#
OHU	Hines, Tracy	15
OHU	Moore, Raven	15
LSF	Guerrero, Ony	15
LSF	Ellis, Darren	14
LSF	Pamphile, Emmanuella	14
NTF	Boule, Adriana	13
LSF	Smith, Andrae	12
CHS	Tracy, Amy	12
LSF	Durant, Paris	12
OHU	Fonteneaux, Alexis	9
OHU	Rodriguez, Roxana	9
OHU	Santiago, Marcos	8

Caseload of 16 - 24 Children (+1)		
CMO	Case Workers	#
CHS	Covington, Walter	24
OHU	Bowen, Kendall	24
OHU	Baker, Ayshia	24
CHS	Walker, Shavonte	24
LSF	Bickel, Sherry	23
OHU	Bruce, Kortney	23
CHS	Bouzi, Marie Edwige	23
LSF	Blocker, Amanda	23
LSF	Diamond, Savannah	23
OHU*	Simmons, Shannon	23
LSF	Bon-Fiol, Nikol	23
OHU	Nerove, Rachel	23
LSF	Koons, Brittney	22
OHU	Nelson, Chelsea	21
LSF	Cruz, Veronica	21
LSF	Franklin, Yoshika	21
OHU	Colatorti, Jeannine	21
CHS	Helmick, Kimberly	21
CHS	Bain, Claire	21
CHS	Barakat, Maha	21
CHS	Clemmons, Sabrina	20
LSF	Lynch, Rodina	19
OHU	Odum, Tavunda	19
CHS	Whetsell-Thorpe, Tavayah	19
LSF	Moran, Bernice	18
OHU	Bellanfante, Jamie	18
LSF	Lott, Carla	18
LSF	Gunnnett, Glynnis	18
LSF	Newton, Kimberly	18
CHS	Olivas, Hope	18
CHS	Brown, Annie	17
LSF	Williams, Kamesha	17
CHS	Wiggs, Sunni	17
LSF	Coleman, Tangela	17
LSF	Willingham, Jadashia	17
NTF	Cruz, Ana	17
CHS	Joseph, Ketty	17
CHS	Moore, Christy	17
NTF	Mattison, Sharon	17
OHU	Johnson, Sharon	16
NTF	Bates, Brittany	16
LSF	Powell, Deborah	16
LSF	Townes, Rachel	16
OHU	Valencia, Alejandro	16

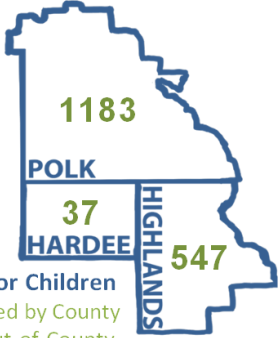
Caseload of 25 - 29 Children (-3)		
CMO	Case Workers	#
OHU*	Washington, Woodrica	28
OHU	Carter, Maria	28
OHU	Stoudemire, Jamesia	28
OHU	Smith, Lorie	27
LSF	Malave, Luis	26
CHS	Bennett, Brianna	26
LSF	Gonzalez, Jelitzia	26
CHS	Hook, Kathryn	26
CHS	Standen, Brayden	25

Caseload of 30+ Children (-1)		
CMO	Case Workers	#
OHU	Pulsifer, Angela	49
OHU*	Villegas, Anna	35
OHU	Johnson, Randi	35
OHU	Kohn, Ludessa	34
OHU*	Fuentes, Norma	34
OHU	Mcgahee, Timika	32
OHU*	Garcia, Anakeidie	32
OHU	Kilbey, Alexis	32
CHS	Hiers, Katherine	30

Unit Supervisors Carrying Cases (0)		
CMO	Case Workers	#
CHS	Washington, Victoria	15
OHU	Young, Vanessa	2

Circuit 10 Children Active by Assignment Role for CMO TAYS, FTC and Adoption Workers Data as of 06/22/25				
Case Worker	Pri.	Sec.	OOC	Grand Total
Helmick, Kimberly	0	0	0	0
Nieves, Carlos	19	39	0	58
<b>TAYS - CHS</b>	19	39	0	58
Cruz, Cheyleen	0	1	0	1
Mills, Clyatt	0	0	0	0
<b>FTC - CHS</b>	0	1	0	1
Cortes, Jennifer	0	36	0	36
James, Aleah	2	12	0	14
Phillips, Amy	18	8	0	26
<b>Adoptions - CHS</b>	20	56	0	76
Jones, Dane	0	26	0	26
Peralta, Joshua	32	0	0	32
<b>TAYS - LSF</b>	32	26	0	58
Alfred-Forbes, Sabrina	0	0	0	0
Porter, Ineisha	0	1	0	1
<b>FTC - LSF</b>	0	1	0	1
Collins, Sara	1	47	0	48
Hampton, Sharday	0	52	0	52
<b>Adoptions - LSF</b>	1	99	0	100
Metelus, Getro	6	19	1	26
Vazquez, Roger	4	84	1	89
<b>TAYS - OHU</b>	10	103	2	115
Higginbotham, Hannah	0	0	0	0
Pizarro, Frances	0	0	0	0
<b>FTC - OHU</b>	0	1	0	1
Beach-Solmo, Amber	22	0	0	22
Brody, Jessica	0	1	0	1
Nettles, Markisha	20	1	0	21
Southall, Akeva	12	3	0	15
Ventura, Armando	0	6	0	6
<b>Adoptions - OHU</b>	54	11	0	65
<b>TAYS Total</b>	61	168	2	231
<b>FTC Total</b>	0	2	0	2
<b>Adoptions Total</b>	75	166	0	241

Pri. = Primary - Sec. = Secondary - OOC = Out of County  
Data Source: FSFN Report - Children Active Receiving In-Home or Out-of-Home Services Daily Listing by District



Heartland for Children  
Children Served by County  
Primary & Out-of-County

\*These OHU case managers contain caseloads that are over 65% OCS cases. On average an OCS case compares to 1.54 regular cases (i.e., 20 OCS cases approx. equals 13 regular cases).

Red = Supervisors, FTC Facilitators & Resigned CMs carrying cases Orange = Terminated Workers Carrying Caseloads in FSFN

# Healthcare Information (Medical, Dental, Immunization, and Psychotropic Medications)

Data Entered Into FSFN for Children in Out-of-Home Care

## Health Information in FSFN for Children in OHC as of 06/22/2025

Agency	# of Children in OHC	% With a Medical Record in FSFN	% With Medical Service in last 12 Months	% With Dental Service in Last 7 months	% with Immunizations Up to Date
CHS	315	100.0%	92.1%	83.4%	75.2%
LSF	416	100.0%	96.4%	93.2%	97.1%
OHU	363	100.0%	90.4%	84.9%	96.1%
<b>HFC</b>	<b>1094</b>	<b>100.0%</b>	<b>93.1%</b>	<b>87.4%</b>	<b>90.5%</b>
<b>Statewide</b>	<b>14765</b>	<b>99.9%</b>	<b>93.5%</b>	<b>86.6%</b>	<b>75.5%</b>

Source: FSFN report 1009 "Source: "Healthcare Service Information for OHC"

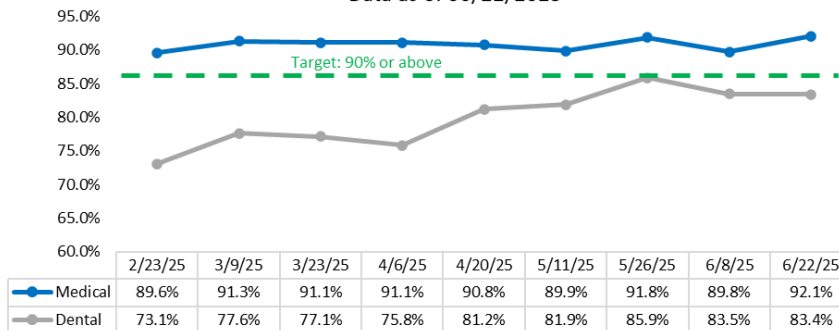
## Health Information in FSFN as of 06/22/2025

Agency	# of Missing Medical Records	# of Medical Appointments Needing Update	# of Dental Appointments Needing Update	# of Immunization Needing Update
CHS	0	25	<b>39</b>	78
LSF	0	15	18	12
OHU	0	35	<b>36</b>	14
<b>HFC</b>	<b>0</b>	<b>75</b>	<b>93</b>	<b>104</b>
<b>Statewide</b>	<b>18</b>	<b>959</b>	<b>1363</b>	<b>3616</b>

Source: "Healthcare Service Information for OHC - Report 1009"

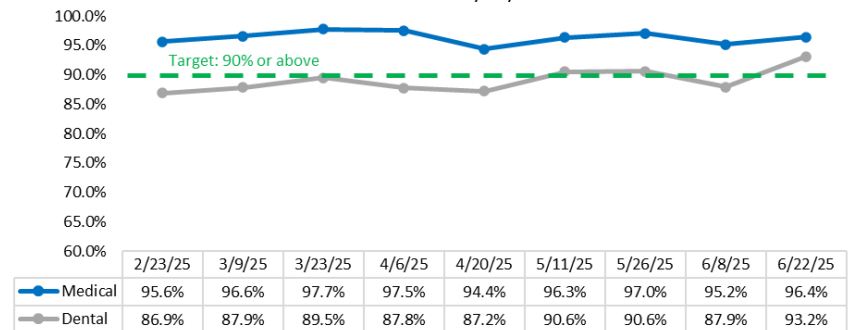
### CHS Percent of Active Primary Children in OHC with

Medical Service in Last 12 Months & Dental Service in Last 7 Months  
Data as of 06/22/2025



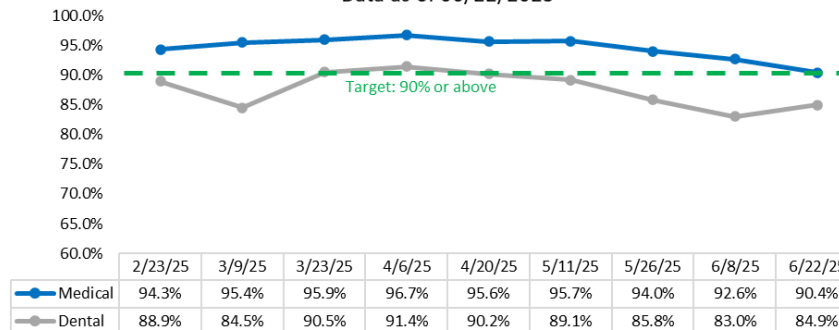
### LSF Percent of Active Primary Children in OHC with

Medical Service in Last 12 Months & Dental Service in Last 7 Months  
Data as of 06/22/2025



### OHU Percent of Active Primary Children in OHC with

Medical Service in Last 12 Months & Dental Service in Last 7 Months  
Data as of 06/22/2025



## Psychotropic Medications

### Children with Psychotropic Medications Prescriptions

Heartland For Children Number of Children in Out-of-Home Care with at Least one Psyc. Medication and Percent of Children w/ a Valid Consent Data as of 06/22/2025					
Agency	All Children in OHC	% of Children in OHC w/ Psyc Meds	All Children with Psyc Meds	# of children w/ a current parent or court order	% w/ a current parent or court order
CHS	326	12.3%	40	38	95.0%
LSF	426	12.2%	52	51	98.1%
OHU	370	7.6%	28	28	100.0%
HFC	1,143	10.6%	121	117	96.7%
DCF	8	12.5%	1	0	0.0%
<b>Statewide</b>	<b>15,781</b>	<b>14.9%</b>	<b>2,354</b>	<b>2,329</b>	<b>98.9%</b>

Source: Children in OHC with One or More Current Prescriptions for a Psychotropic Medication, Ages 0 to 17 - #1002  
Source: Children and Young Adults in Out-of-Home Care or Receiving In-Home Services Listing - #1077  
Valid = Children with a parent consent and the parents are TPR'd are not considered valid consents

# Missing Children in Out of Home Care

Children currently missing or recovered while in OHC

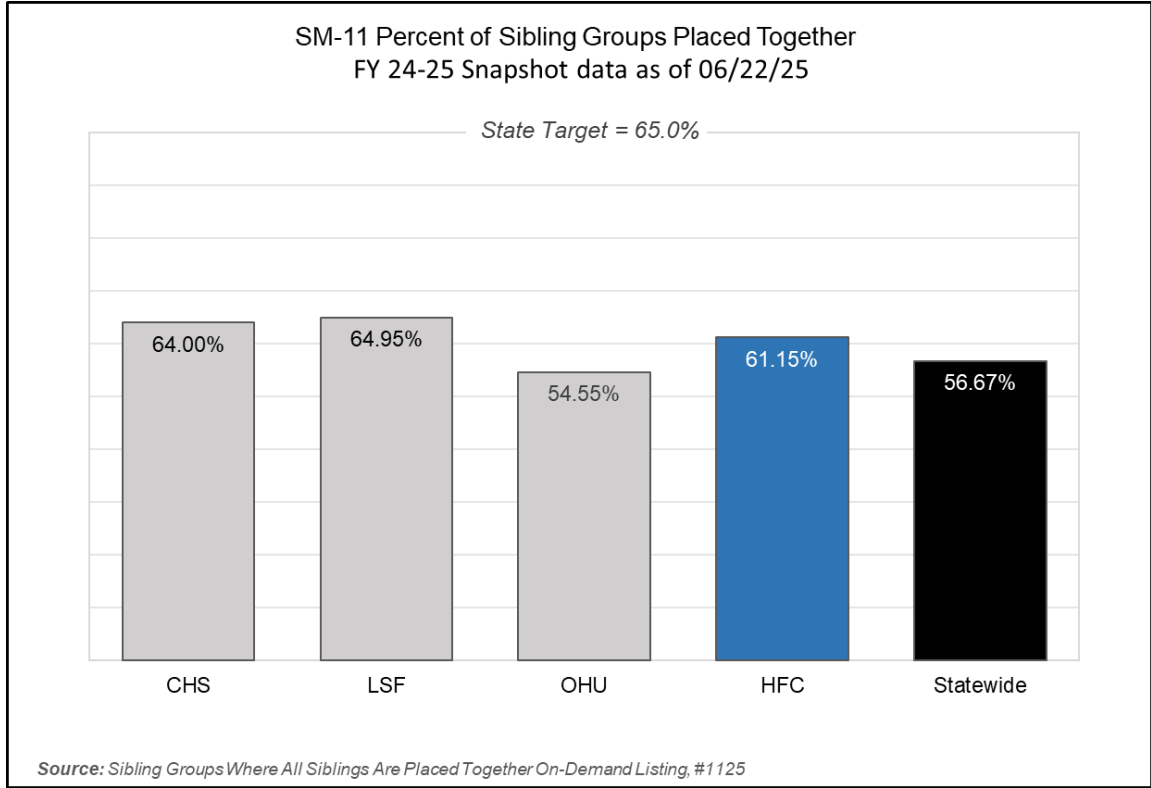
Heartland for Children Children in OHC who are Missing or Now Recovered 6/22/2025					
	Current Missing	Late Reports	Late ATL	Recoveries	Late Debriefs
CHS	2	0	0	0	0
LSF	0	0	0	0	0
OHU	1	0	0	0	0
CPI	0	0	0	0	0
Total	3	0	0	0	0
Source: HFC MCR Tracking Log ATL = Attempts to Locate					

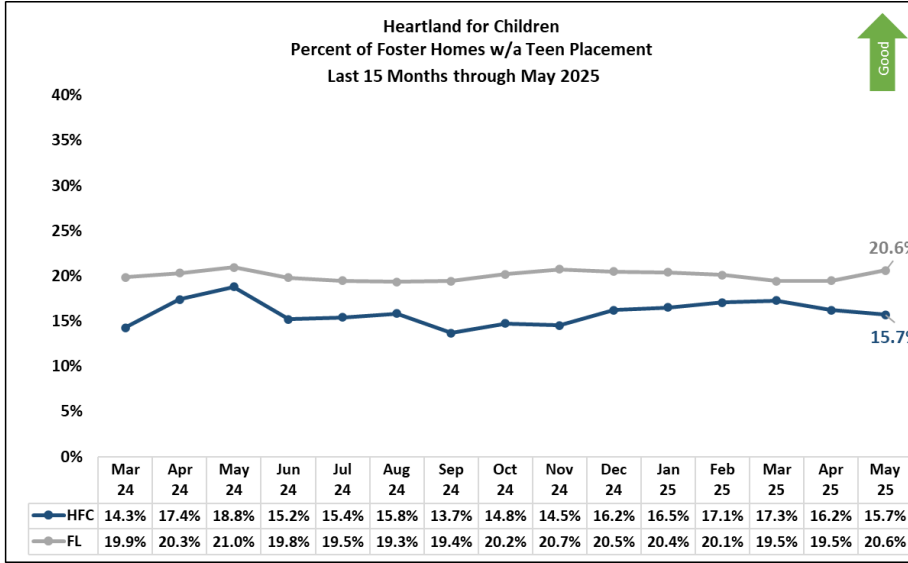
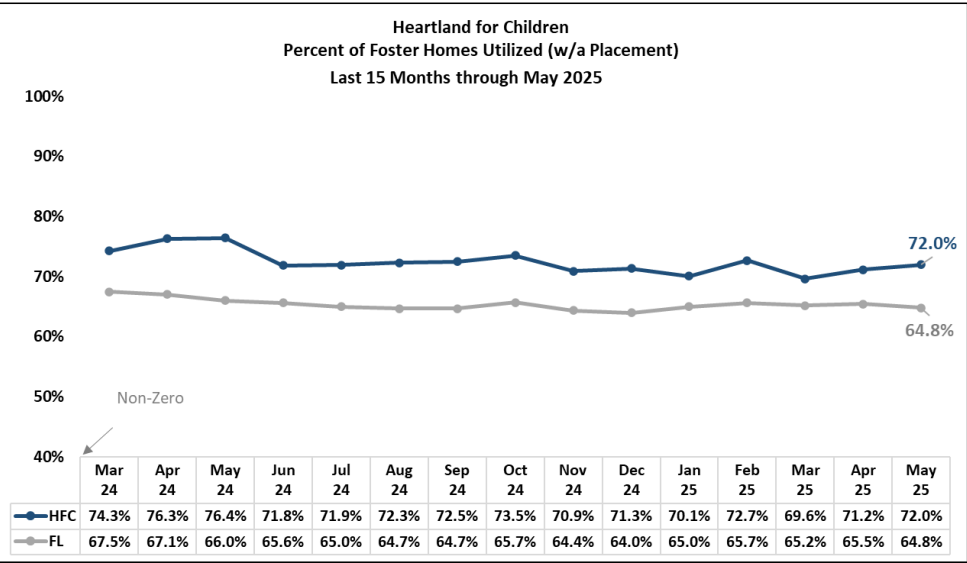
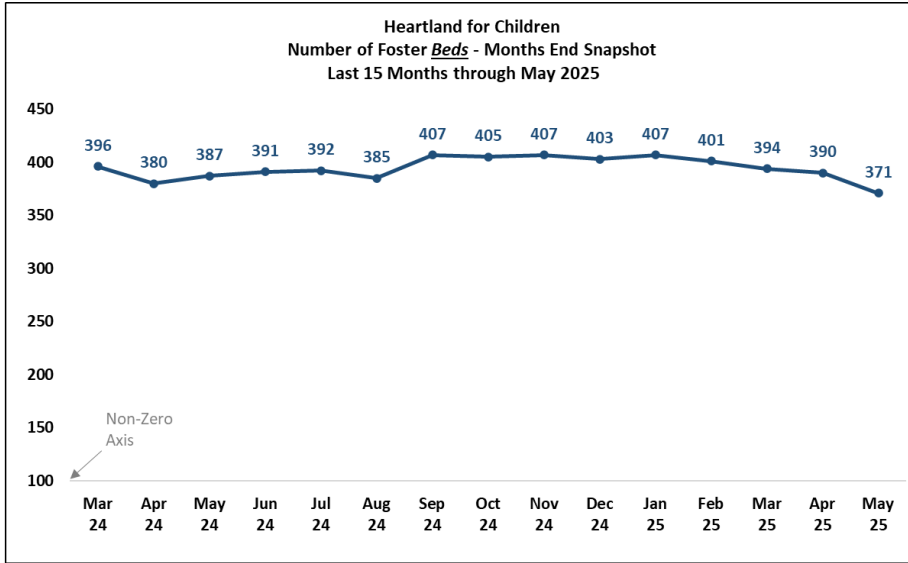
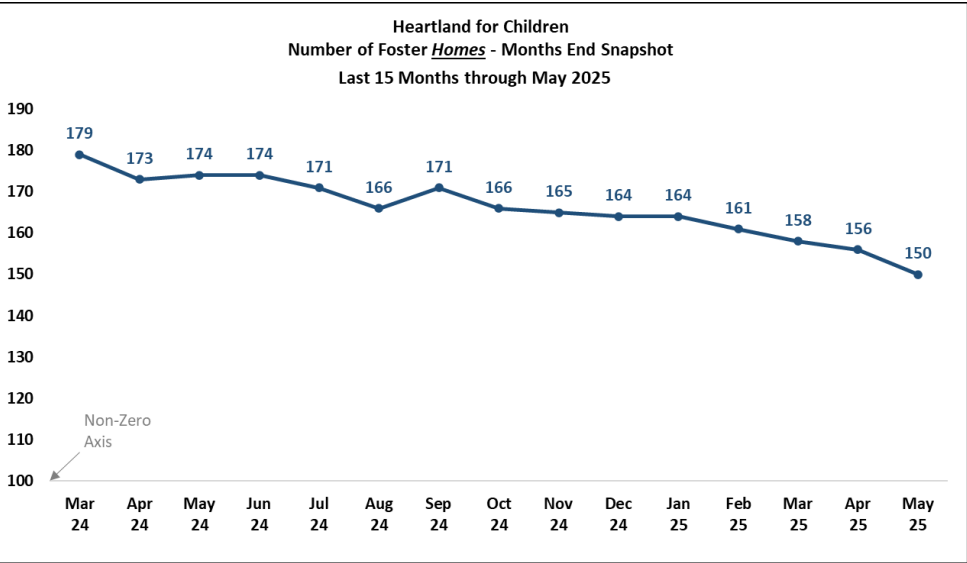
Scorecard Measure 11 – Separated Siblings

SM11 - Percentage of sibling groups in out-of-home care where all siblings are placed together – Target = 65.0%

SM11 - Percent of Sibling Groups Placed Together FY 24-25 Snapshot data as of June 22, 2025			
Agency	Number of Cases w/ Siblings Together	Total Cases Sibling Groups	Percent of Siblings Placed Together
CHS	48	75	64.00%
LSF	63	97	64.95%
OHU	48	88	54.55%
HFC	159	260	61.15%
Statewide	2,021	3,566	56.67%
Source: Sibling Groups Where All Siblings Are Placed Together On-Demand Listing, #1125			

Number of sibling groups to achieve SM11 target – 28 Sibling Groups



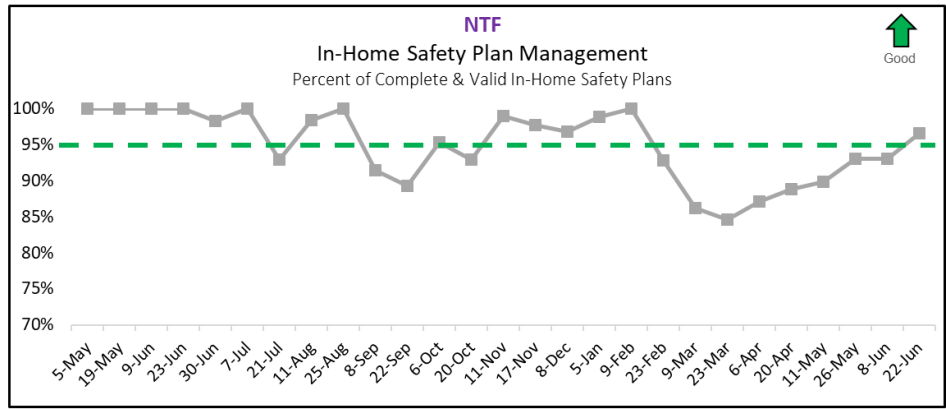
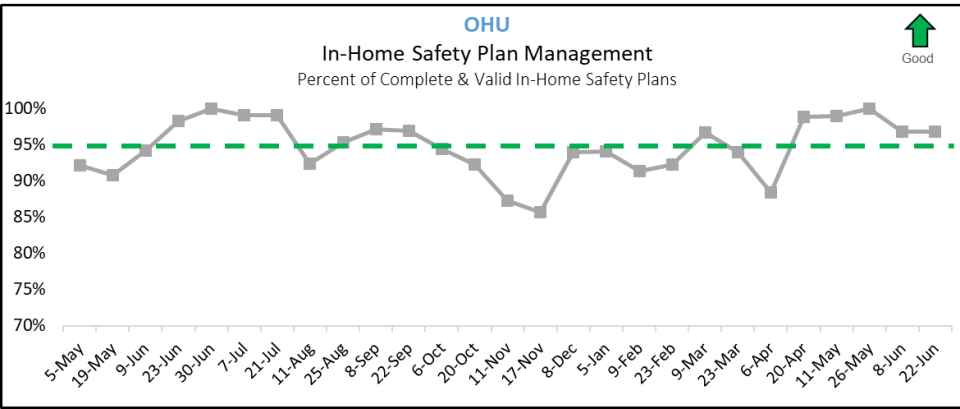
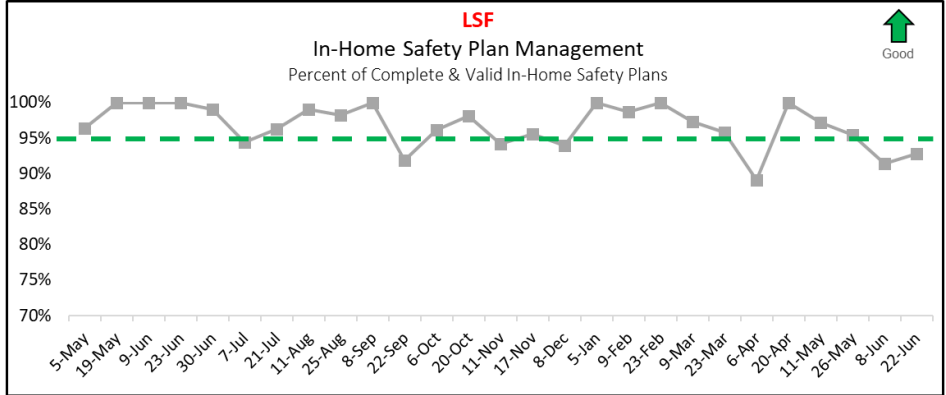
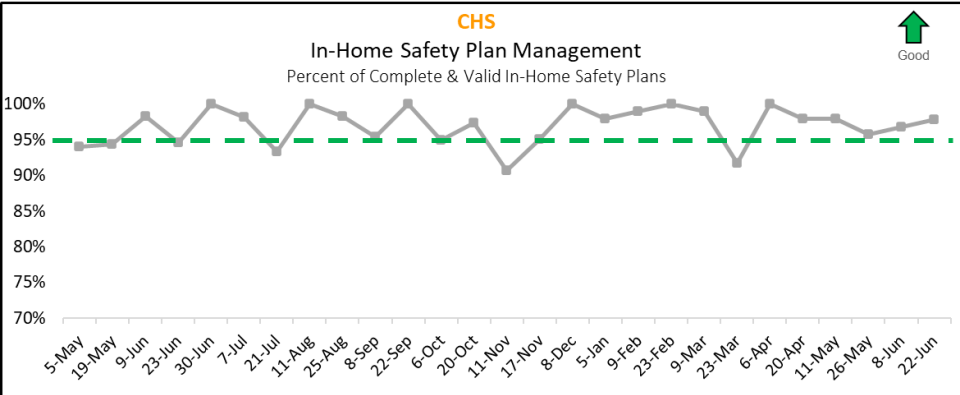


# In-Home Safety Plan Management

Percent of Completed In-Home Safety Plans under 180 Effective Days – Target: 95.0%

In-Home Safety Plan Management				
Percent of Completed In-Home Safety Plans under 180 Effective Days				
Data as of 06/22/2025				
Agency	No -or- Expired Safety Plans	Complete & Valid Safety Plans	Total Required Safety Plans	Percentage Complete
CHS	2	92	94	97.9%
LSF	4	51	55	92.7%
OHU	3	89	92	96.7%
NTF	2	56	58	96.6%
HFC Total*	11	288	299	96.32%
Statewide	319	6308	6627	95.19%
Source Report: Case Management Safety Management Listing - OCWDRU Report #1301				
Target of 95%				

Of the 288 completed safety plans, 30 will expire in the next 30 or 60 days			
Agency	Expires in 30 Days	Expires in 60 Days	Total
CHS	2	5	7
LSF	7	1	8
OHU	0	15	15
NTF	0	0	0
HFC Total	9	21	30
Source report 1301 'Case Management Safety Management Listing' - Data as of 06/22/2025			



## Child Placement Agreement Errors

Active CPA's with errors and non-active CPA's needing closure.

### Child Placement Agreement Errors

Data as of 06/22/2025

*The 8 active CPA's with errors contain the 9 total errors.*

Agency	Total CPA's Needing Correction	Non-Active CPA's Needing Closure	Total Active CPA's not Completed		New CPA Needed	Need to Upload Signed Agreement	Need Supervisor Approval	No Provider Listed	Total Errors
CHS	7	1	6		4	2			6
LSF	3	1	2		1	1	1		3
OHU	0	0	0						0
<b>Total</b>	<b>10</b>	<b>2</b>	<b>8</b>		<b>5</b>	<b>3</b>	<b>1</b>	<b>0</b>	<b>9</b>

Source: FSFN - Child Placement Agreement Status for Children in Out-of-Home Care On-Demand Listing - OCWDRU Report #1256

Criteria: Children with a CPA Effective Date.

### Percent of Children with an Active Completed CPA

Data as of 06/22/2025

Agency	Total Active CPA's	CPA's Fully Completed	% of Completed CPA's
CHS	36	30	83%
LSF	18	16	89%
OHU	8	8	100%
<b>Total</b>	<b>62</b>	<b>54</b>	<b>87%</b>

Source: FSFN - Child Placement Agreement Status - OCWDRU Report #1256

Criteria: Children with an CPA Effective Date.

## Unified Home Studies – Approval Status

Cases with a Pending or No UHS – 45+ Days Past Due; Data-as-of: 06/06/2025

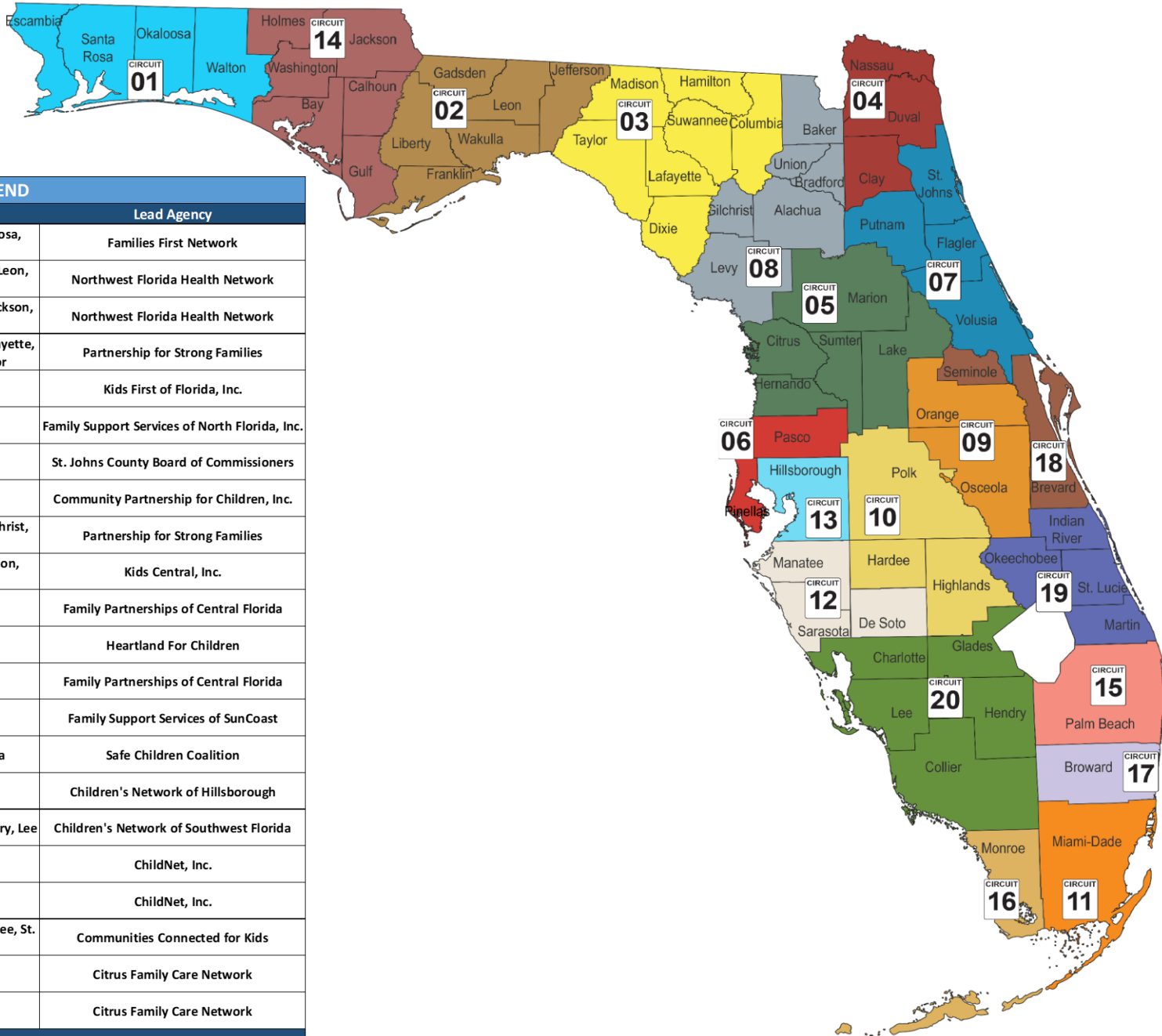
### Relative / Non-Relative Unified Home Study Approval Status

45 Days since Case Transfer - **Past Due**

Agency	# of UHS	Status - Pending	Status - No UHS
CHS	2	1	1
LSF	4	3	1
OHU	12	4	8
<b>Total</b>	<b>18</b>	<b>8</b>	<b>10</b>



# Community Based Care Lead Agency Map



LEGEND			
Circuit	Region	Counties	Lead Agency
1	North West	Escambia, Okaloosa, Santa Rosa, Walton	Families First Network
2		Franklin, Gadsden, Jefferson, Leon, Liberty, Wakulla	Northwest Florida Health Network
14		Bay, Calhoun, Gulf, Holmes, Jackson, Washington	Northwest Florida Health Network
3	North East	Columbia, Dixie, Hamilton, Lafayette, Madison, Suwannee, Taylor	Partnership for Strong Families
4		Clay	Kids First of Florida, Inc.
4		Duval, Nassau	Family Support Services of North Florida, Inc.
7		St. Johns	St. Johns County Board of Commissioners
7		Flagler, Putnam, Volusia	Community Partnership for Children, Inc.
8		Alachua, Baker, Bradford, Gilchrist, Levy, Union	Partnership for Strong Families
5	Central	Citrus, Hernando, Lake, Marion, Sumter	Kids Central, Inc.
9		Orange, Osceola	Family Partnerships of Central Florida
10		Hardee, Highlands, Polk	Heartland For Children
18		Seminole, Brevard	Family Partnerships of Central Florida
6	Sun Coast	Pasco, Pinellas	Family Support Services of SunCoast
12		DeSoto, Manatee, Sarasota	Safe Children Coalition
13		Hillsborough	Children's Network of Hillsborough
20		Charlotte, Collier, Glades, Hendry, Lee	Children's Network of Southwest Florida
15	South East	Palm Beach	ChildNet, Inc.
17		Broward	ChildNet, Inc.
19		Indian River, Martin, Okeechobee, St. Lucie	Communities Connected for Kids
11	Southern	Miami-Dade	Citrus Family Care Network
16		Monroe	Citrus Family Care Network

## DATES FOR JUNE

- **National Unification Month**
- **Father's Day** – June 15<sup>th</sup>
- **The No More Orphans Experience** – Sunday, June 22<sup>nd</sup> at 5PM at Lakes Church in Lakeland – [register here](#)

## SAFETY RESOURCES

### Internet Safety and Tips

- [Information, Advice and Support to Keep Children Safe Online](#) ([internetmatters.org](#))
- [NetSmartz Home](#) ([missingkids.org](#))

### Safe Sleep

- [www.ounce.org/safe\\_sleep.html](#)

### Swim Safety Tips

- Pool Party Water Safety Tips: [bit.ly/41UoFcY](#)
- Water Safety Tips: [ounce.org/water\\_safety.html](#)

### Hot Car Safety Tips

- [nhtsa.gov/campaign/heatstroke](#)

## COMMUNITY RESOURCES

**Summer Camp Guide for Circuit 10**  
[heartlandforchildren.org/summercamps](#)

### Good Shepherd Hospice

### Grief Support Programs

[https://www.chaptershealth.org/care-support/grief-services/](#)

### Polk County Free Things To Do

[https://lakelandmom.com/free-things-to-do-in-lakeland/](#)

### Polk Plays

- Does your child use a school readiness voucher through the Early Learning Coalition of Polk County?
- Are you a Polk County resident with an EBT SNAP card?

If you answer yes to EITHER of these questions, you can receive a FREE one-year membership to Florida Children's Museum. Membership includes all members of your household. Learn more and sign up at [polkplays.org](#)

### Solo Parent

This FREE program is designed to empower single parents by unlocking their emotional, spiritual, and physical potential. Learn more: [https://soloparent.org/florida](#)

### Free Books for Children 0-5

[uwc.org/dolly-partons-imagination-library/](#)

### United Way's 211

Call 211 or visit 211.org

Getting free confidential help for needs such as food, housing, employment, utilities, mental health and much more is just a text, call, or click away.

### ECHO Ministries

Help provide tangible needs to children in foster, adoptive, relative and non-relative care. To Donate: ECHO Distribution Center every Wednesday from 9AM-12PM at 3625 Century Blvd Unit 1A, Lakeland, FL. [https://www.echoministriesflorida.net/](#)

### Find Help (Previously Aunt Bertha)

[https://www.findhelp.org/](#)

Find local resources for food, health, housing, employment programs & other community resources in seconds.

### HOPE FLORIDA A PATHWAY TO PROSPERITY Call 850-300-HOPE

[mylifefamilies.com/services/hope-florida](#)

### Services offered by Hope Navigators:

- Identifying goals and barriers
- Referrals to local, community-based partners
- One-on-one support to develop a plan to achieve economic-self sufficiency

### Autism/ASD Support Group

Last Friday of each month 10AM-11:30AM

At Bonnet Springs Park in Lakeland

Childcare will be provided.

Please call (813) 455-2846 or

email [Efigueroa2@usf.edu](#) to register.

### Circuit 10 Children's Mental & Behavioral Health Resources

[https://sites.google.com/view/floridac10/mhbmresources/home](#)

### On this site you will find:

- o Heartland for Children's Parent Portal
- o MyFloridaMyFamily Community Services
- o Florida Mobile Response Team- 24/7 Crisis Assistance
- o Florida Statewide Medicaid Managed Care
- o Florida Association of Christian Child Caring Agencies
- o Florida Network Short-term Residential Programs
- o Center for Autism Related Disabilities (CARD)
- o National Alliance on Mental Illness
- o Post Adoption Support
- o Zebra Coalition
- o Central FL Behavioral Health Network
- o Hope Florida – A Pathway to Prosperity

### Food Distribution Schedule

Polk, Highlands and Hardee Counties Food

Distribution Sites

[uwc.org/initiatives/endhunger/schedule/](#)

### Healthy Families Florida

Family support and coaching program that helps parents provide the safe and stable environments children need for healthy growth and development. [healthyfamiliesfla.org/programs\\_map.html](#)

### Domestic Violence Services

Peace River Center's Domestic Violence Program provides free, confidential services for individuals affected by domestic violence, sexual assault and human trafficking crimes, their family members and friends in Polk, Hardee and Highlands counties.

### 24-Hour Domestic Violence Crisis Lines

Hardee/Highlands 863.386.1167

Polk 863.413.2700

Victim Services Office Line 863.413.2708

Victim Services – Polk County 1860 South Crystal Lake Drive, Lakeland, FL 33801

Victim Services – Hardee/Highlands Counties

1570 Lakeview Drive, Sebring, FL 33870

## HFC EVENTS

### Foster Care Info Nights

Tuesday, June 17<sup>th</sup> at 6PM

Virtual via Teams

Tuesday, July 8<sup>th</sup> at 6PM

1001 Burns Ave, Lake Wales

**Register: 863-519-8900 x 289**

### HFC's "Let's Talk About it" Podcast

where we provide education and resources for family matters in Polk, Highlands and Hardee Counties

[Apple Podcasts](#) / [Anchor](#) / [Spotify](#) / [YouTube](#)

## POLK COUNTY

### Free Trainings for Parents & Teachers

Early Learning Coalition of Polk County is hosting classes in multiple locations providing tools and resources and food. Space is limited.

Register here: <https://bit.ly/3AJgNz3>

### Peer Recovery Center

Center for Behavioral Health Annex  
1501 1<sup>st</sup> Street South, Winter Haven, FL 33880

Hours: Monday – Friday from 9AM-3PM

The center is a place for adults with a mental health diagnosis to receive education, support, resources and socialization.

Contact: (863) 293-1121 x 205789 for more info

### Florida Children Museum

400 Bonnet Springs Blvd.  
Lakeland, FL 33815

Contact: (863) 687-3869

<https://explorefcm.org>

### Carol Jenkin Barnett United Way Resource Center

Offers weekly classes for children from infants through age 5 where parents and children will learn and socialize as they participate in fun, stimulating, developmental activities. These classes are FREE and a great opportunity to meet other moms and caregivers.

- Breast Feeding Support Group
- Autism/ASD Support Group
- Child Development Classes
- Free Tax Prep
- Healthcare Navigator
- Free Child Development Screenings (1<sup>st</sup> Wednesday and 3<sup>rd</sup> Monday each month)
- Infant Massage Classes
- Parenting Child with Special Needs Support Group (every Monday 3PM-4:30PM)

Location: 400 Bonnet Springs Blvd. Lakeland, FL 33815  
<https://uwcf.org/resourcecenter/>

## HIGHLANDS COUNTY

### Swimming Lessons at YMCA

<http://www.highlandsymca.org/aquatics.htm>

### Champion for Children

Provides child abuse and neglect prevention programs and early-intervention services to children and families in Highlands County.

Contact for more info about the documentary

**RESILIENCE: The Biology of Stress and the Science of Hope** which talks about the connection between trauma and health.

Office: (863) 382-2905

<https://www.championforchildren.org/>

### Children's Museum of the Highlands

Hands on Learning for Ages 1-12

Cost: \$8/per person (ages 1+) for all day play.

219 N Ridgewood Dr. Sebring, Florida

(863) 451-5385 (contact museum for updated hours)

### Preservers of Life

Highlands County Community Nursing Organization

This organization provides prevention healthcare and helps businesses and individuals integrate holistic health and wellness practices.

Kasey Pacheco, Community Nurse Collaborator

[Kasey@preserversoflife.com](mailto:Kasey@preserversoflife.com) | (863) 420-5255

### FREE GED Prep & ESOL Classes

South Florida State College is offering free classes for adults in Highlands and Hardee Counties to improve adult literacy.

Contact: Sari Crews

863-784-7473 | [sari.crews@southflorida.edu](mailto:sari.crews@southflorida.edu)

<https://www.southflorida.edu/future-students/general-educational-development-program-ged>

## HARDEE COUNTY

### Hardee County Swimming Resources

[Swim Lessons | Florida Department of Health in Hardee \(floridahealth.gov\)](#)

### Hardee Help Center

A Christ-centered community service organization bringing hope & healing to Hardee County families in difficult seasons of life.

713 E Bay Street Wauchula, FL 33873

Contact: [info@hardeehelpcenter.com](mailto:info@hardeehelpcenter.com) | 863-773-0034

### Visit Hardee

Website for upcoming events, community updates and resources: <https://www.visithardee.com/events>

### FREE GED Prep & ESOL Classes

South Florida State College is offering free classes for adults in Highlands and Hardee Counties to improve adult literacy.

Contact: Sari Crews

863-784-7473 | [sari.crews@southflorida.edu](mailto:sari.crews@southflorida.edu)

<https://www.southflorida.edu/future-students/general-educational-development-program-ged>