

Performance & Quality Improvement (PQI) Report

Data for week ended Sunday, May 11, 2025



Mission

Improving safety, permanency and well-being for all children in Polk, Highlands, and Hardee Counties

Vision

To eliminate child abuse and neglect in Polk, Highlands, and Hardee Counties



Community Based Care Lead Agency Scorecard

FY 24-25, Quarter 3 Performance

CBC Lead Agency Scorecard Performance Table	Safety	Permanency	Permanency	Permanency	Permanency	Safety	Safety	Well-Being	Permanency	Permanency	Permanency
Measures	1. Children with no recurrence of verified maltreatment within 12 months of a prior verified maltreatment	2.Children achieving permanency within 12 months of entering care.	3. Children achieving permanency within 12 months for children in Out-of-home care between 12 and 23 months.	4. Children achieving permanency within 12 months for children in out-of-home care for 24 months or more	5. Children who do not re-enter foster care within 12 months of moving to a permanent home.	6. Rate of children not abused or neglected while in out-of-home care.	7. Percent of children not abused or neglected while receiving in-home services.	8. Percent of children under supervision who are seen every 30 days.	9. Rate of children's placement moves per 1,000 days in foster care.	10. Percent of children placed with relatives or nonrelatives.	11. Percent of sibling groups where all siblings are placed together.
Quarterly Scheduled FSN Listing Report #	1229	1159	1160	1237	1162	1272	1156	1158	1161	1325	1166
Standard	90.3%	35.2%	43.8%	37.9%	94.4%	< 9.07	95.0%	99.5%	< 4.50	60.0%	65.0%
Reporting Period	10/01/22 to 09/30/23	01/01/23 to 12/31/23	01/01/24	01/01/24	01/01/22 to 12/31/22	10/01/23 to 09/30/24	10/01/23 to 09/30/24	01/01/24	01/01/24	12/31/24	12/31/24
ChildNet-Broward	93.37%	36.83%	52.36%	40.67%	94.74%	7.35	97.62%	99.82%	3.80	51.25%	63.19%
ChildNet-Palm Beach	94.85%	43.63%	57.79%	40.13%	93.64%	4.77	97.77%	99.89%	3.74	48.76%	62.02%
Childrens Network of SW Florida	95.61%	39.92%	58.36%	46.24%	93.48%	5.60	96.64%	99.93%	5.33	51.14%	60.74%
Childrens Network-Hillsborough	94.44%	20.96%	45.87%	46.36%	96.32%	4.17	97.91%	99.66%	5.17	51.55%	56.02%
Citrus Health Network	95.18%	22.69%	52.79%	44.53%	91.49%	5.78	97.96%	99.76%	4.77	48.98%	60.51%
Communities Connected for Kids	91.16%	37.83%	73.24%	44.87%	93.57%	10.21	93.42%	99.92%	4.48	44.00%	60.53%
Community Partnership for Children	94.36%	28.84%	64.08%	46.00%	94.81%	5.66	97.91%	99.85%	3.96	37.50%	50.42%
Family Integrity Program	96.06%	36.67%	50.00%	63.64%	100.00%	0.00	99.07%	99.84%	3.21	48.84%	66.67%
Family Partnerships of Central Florida	93.18%	26.30%	52.52%	50.88%	94.22%	6.52	96.40%	99.66%	4.00	50.64%	53.51%
Family Support Services of North Fla	96.18%	24.75%	54.93%	39.38%	92.17%	4.01	97.52%	99.67%	5.29	42.07%	42.39%
FSS Suncoast	95.09%	28.97%	53.44%	54.63%	94.64%	4.76	95.42%	99.69%	4.79	41.68%	59.55%
Heartland for Children	93.62%	33.48%	38.14%	48.61%	94.44%	3.74	97.03%	99.90%	2.88	63.14%	57.53%
Kids Central, Inc.	96.70%	28.21%	36.68%	44.16%	88.78%	5.07	97.37%	99.44%	7.01	52.51%	59.58%
Kids First of Florida, Inc.	99.39%	37.04%	59.09%	44.44%	100.00%	3.43	100.00%	99.60%	3.37	44.36%	37.50%
NWF Health Network - East	92.92%	37.27%	52.59%	46.89%	91.21%	5.60	96.23%	99.91%	6.01	49.48%	57.80%
NWF Health Network - West	91.88%	31.47%	57.84%	44.84%	91.10%	8.00	94.39%	99.85%	6.28	49.11%	51.35%
Partnership for Strong Families	94.53%	30.00%	46.37%	48.96%	95.74%	5.30	96.80%	99.79%	4.60	47.22%	55.29%
Safe Children Coalition	95.16%	31.92%	57.92%	47.15%	90.96%	5.36	97.01%	99.44%	4.33	51.76%	64.10%
Statewide	94.21%	31.17%	51.65%	47.20%	93.23%	5.52	96.74%	99.51%	4.84	49.65%	56.62%

Contract Measure – Children Seen Every Thirty Days

Percent of children under supervision who are required to be seen every 30 days – Target = 99.5%

Previous Month

Scorecard Measure #4 - Children Under Supervision Who Are Seen Every Thirty Days

April 2025 as of 05/09/2025

Report Date Range: 04/01/2025 to 04/30/2025

Agency	# of Children <u>Not</u> seen in 30 days	% of Children seen timely
CHS	0	100.00% ★
LSF	2	99.96% ★
OHU	4	99.98% ★
NTF	0	100.00% ★
HFC	6	99.98% ★
Statewide		99.81%

Source Monthly: "Children Under Supervision Who Are Seen Every Thirty Days - Report #1144"

Target of 99.5%

Current Month

Scorecard Measure #4 - Children Under Supervision Who Are Seen Every Thirty Days

May 2025 as of 05/11/2025

Report Date Range: 05/01/2025 to 05/31/2025

Agency	# of Children <u>Not</u> seen in 30 days	% of Children seen timely
CHS	4	99.81% ★
LSF	0	100.00% ★
OHU	3	99.88% ★
NTF	0	100.00% ★
HFC	7	99.91% ★
Statewide		99.68%

Source Monthly: "Children Under Supervision Who Are Seen Every Thirty Days - Report #1144"

Target of 99.5%

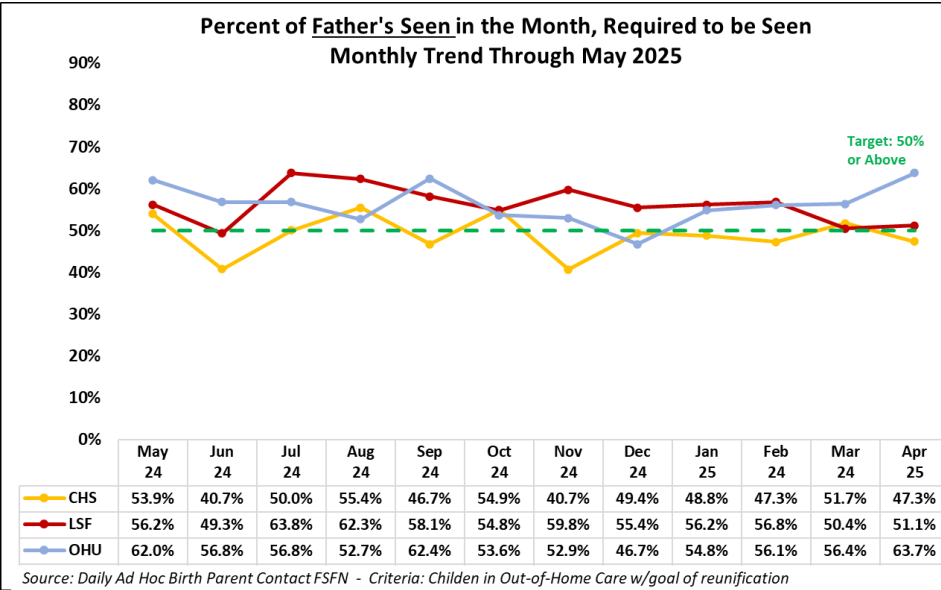
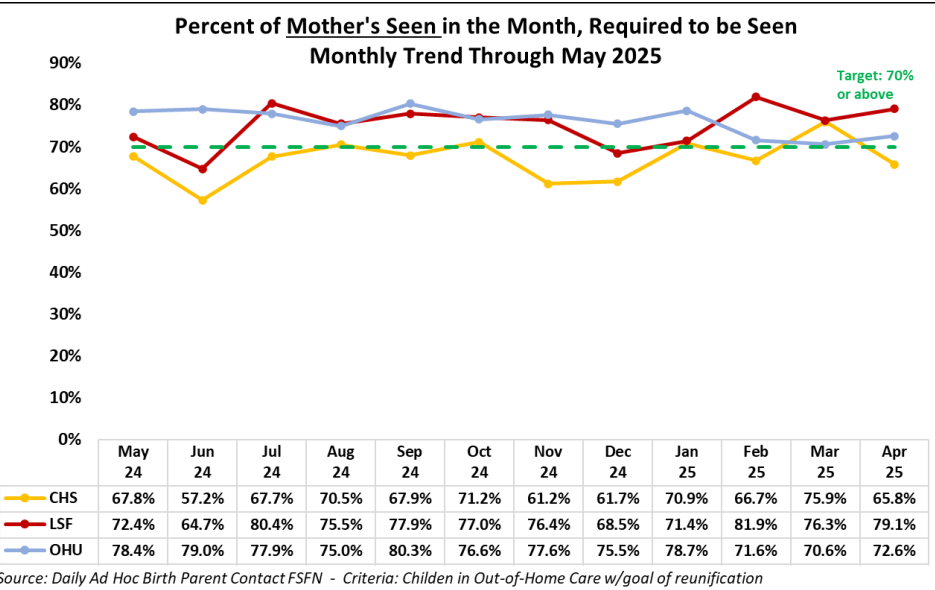
Monthly Birth Parent Contacts

Target = 70% Mothers and 50% Fathers - seen monthly

Current
Month

Birth Parent Contact Completed						
May 2025 as of 05/11/2025 (Point in Time)						
AGENCY	# Moms Required	# Moms Completed	Mom % Completed	# Dads Required	# Dads Completed	Dad % Completed
CHS	111	23	20.7%	93	5	5.4%
LSF	183	39	21.3%	134	14	10.4%
OHU	132	24	18.2%	100	22	22.0%
TOTAL	426	86	20.2%	327	41	12.5%
Criteria: Childen in Out-of-Home Care wgoal of reunification						
Source: Daily Ad Hoc Birth Parent Contact FSN			Mothers Seen Target: 70%			
			Fathers Seen Target: 50%			

- Mother Contact, Target is 70% or above
- Father Contact, Target is 50% or above



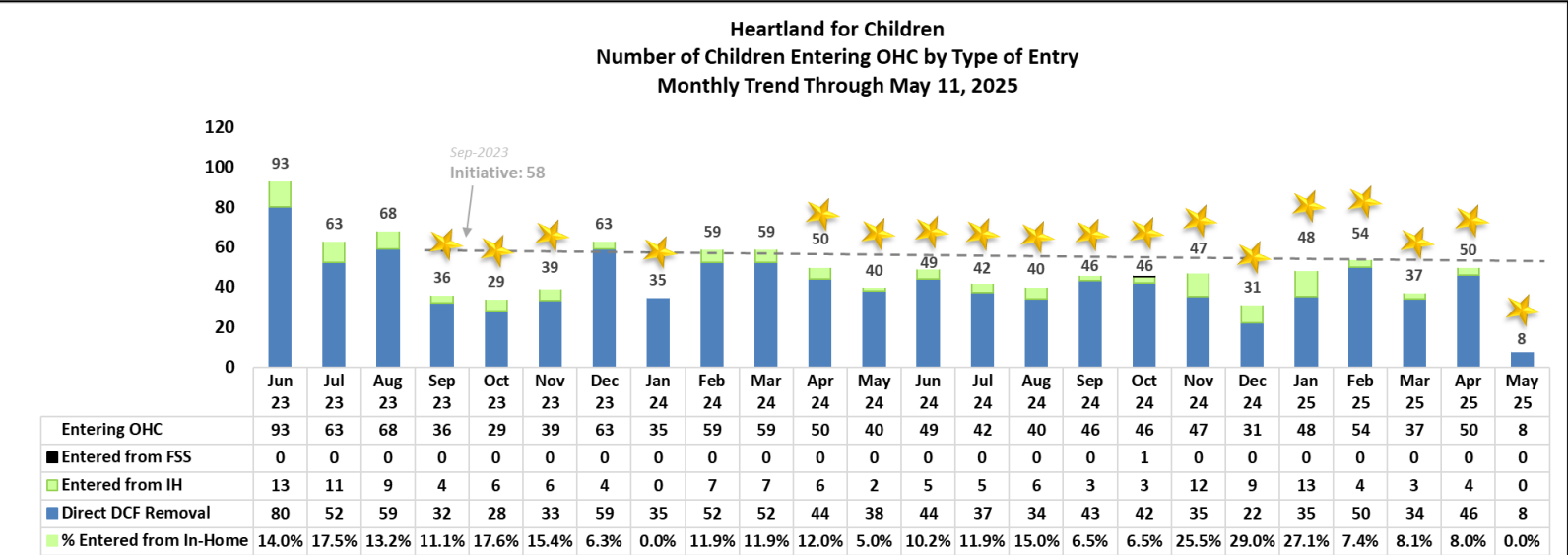
Case Transfer Staffing Data

Case Transfer Data For Fiscal Year 2023/24 - Data as of 05/13/2025

	JUL	AUG	SEPT	OCT	NOV	DEC	JAN	FEB	MAR	APR	MAY	JUN	24-25 Totals	23-24 Totals	22-23 Totals	21-22 Totals	20-21 Totals	19-20 Totals		JUL	AUG	SEPT	OCT	NOV	DEC	JAN	FEB	MAR	APR	MAY	JUN	24-25 Totals	23-24 Totals	22-23 Totals	21-22 Totals	20-21 Totals	19-20 Totals	
Number of Children																			NON-JUDICIAL IN HOME SERVICES																			
CHS	17	13	6	17	10	10	15	8	15	28	2	0	141	204	347	358	426	414	CHS	0	0	0	0	0	0	0	0	0	0	0	0	0	0	12	85	116	136	90
LSF	14	23	25	13	17	14	11	26	12	24	5	0	184	212	401	355	443	439	LSF	0	0	0	0	0	0	0	0	0	1	0	0	1	16	98	95	97	112	
NTF	29	14	27	30	14	10	28	11	38	13	5	0	219	185	0	0	0	0	NTF	29	21	27	30	12	10	28	11	38	13	5	0	224	173	0	0	0	0	
OHU Polk	2	21	3	8	10	2	5	6	6	5	4	0	72	78	141	147	162	177	OHU Polk	0	0	0	0	0	0	0	0	0	0	0	0	0	0	7	25	31	65	31
One Hope	28	27	30	29	16	19	36	18	37	23	0	0	263	479	439	503	550	518	One Hope	0	0	0	0	0	0	0	0	0	0	0	0	0	0	53	35	45	32	
Total	90	98	91	97	67	55	95	69	108	93	16	0	879	1158	1328	1363	1581	1548	Total	29	21	27	30	12	10	28	11	38	14	5	0	225	208	261	277	343	265	
Out of Home Care																			OCS / ICPC Courtesy Supervision																			
CHS	13	12	3	17	10	2	15	4	12	15	2	0	105	141	229	200	220	240	CHS	0	0	0	0	0	0	0	0	0	0	0	0	0	0	0	0	0	0	
LSF	10	12	14	12	12	12	11	26	10	18	5	0	142	151	237	188	267	253	LSF	0	0	0	0	0	0	0	0	0	0	0	0	0	0	0	0	2	0	
OHU Polk	2	15	3	4	3	2	5	6	6	5	4	0	55	47	98	103	75	91	NTF	0	0	0	0	2	1	1	0	0	3	0	0	7						
One Hope	2	0	7	10	2	4	4	4	7	7	0	0	47	164	102	113	150	106	OHU Polk	0	0	0	0	0	0	0	0	0	0	0	0	0	0	0	0	0	0	
Total	27	39	27	43	27	20	35	40	35	45	11	0	349	503	666	604	712	690	One Hope	24	25	23	17	14	13	32	14	28	16	0	0	206	292	270	338	351	360	
																			Total	24	25	23	17	16	14	33	14	28	19	0	0	213	292	270	338	353	360	
IN - HOME JUDICIAL																			Reinstatement of Protective Services Supervision (Notice of Hearings)																			
CHS	0	0	0	0	0	0	0	1	1	3	0	0	5	17	10	4	17	38	CHS	0	0	3	0	0	7	0	3	2	10	0	0	25	17	17	17	26	8	
LSF	0	6	6	0	0	1	0	0	0	0	0	0	13	9	10	16	23	40	LSF	3	3	3	0	5	1	0	0	2	5	0	0	22	12	35	46	36	10	
OHU Polk	0	1	0	0	0	0	0	0	0	0	0	0	1	7	0	2	10	40	OHU Polk	0	0	0	4	0	0	0	0	0	0	0	0	4	8	1	2	7	8	
One Hope	0	0	0	0	0	0	0	0	2	0	0	0	2	8	6	6	4	8	One Hope	1	0	0	0	0	0	0	0	0	0	0	1	4	4	0	0	0		
Total	0	7	6	0	0	1	0	1	3	3	0	0	21	49	27	28	54	126	Total	4	3	6	4	5	8	0	3	4	15	0	0	52	41	57	65	69	26	

Children Entering Out of Home Care

The percentage of cases that were converted from non-judicial to judicial for the previous month



Source: FSFN Report - Children Entering and Exiting Foster Care On-Demand Listing - OCWDRU Report #1182, Excluding Children 18 and Over
Excluding aged 18+ and IL initial placements

Children Re-Entering Out-of-Home Care

Number of Children in a Recent Removal Episode Who Have Had a Prior Reunification or Permanent Guardianship

Re-Entry
into OHC
Last 2
Weeks

Removal Episodes for Children with a Prior Reunification or Permanent Guardianship

Removals entered into FSN between 04/28/25 - 05/11/25

Current Removal Case ID	Child Id	Current Agency	Prior Unit	Current Removal Date	Prior PG or Reunification Discharge Date	Length from Prior Discharge to Current Removal (months)	Range Prior Discharge to Current Removal	SM07 Cohort	FSFN Entry Date
100730495	107325955	OHU	142856-OHU-POLK	5/6/2025	5/13/2020	59	3.0 - 4.9 yrs	No	5/9/25
	107662839	OHU	142856-OHU-POLK	5/6/2025	8/29/2019	68	> 5.0 yrs	No	5/9/25
66478	103049834	CHS	141834-CHSFL	4/29/2025	7/14/2015	117	> 5.0 yrs	No	5/7/25
103519820	103344709	CHS	141837-CHSFL	4/28/2025	5/1/2014	131	> 5.0 yrs	No	5/7/25
	102405209	CHS	141837-CHSFL	4/28/2025	5/1/2014	131	> 5.0 yrs	No	5/7/25
102245771	107626280	LSF	141929-LSF	5/1/2025	4/12/2022	36	1.0 - 2.9 yrs	No	5/6/25

Source: FSN Data Warehouse Ad Hoc Report,

Scorecard Measures 5 – Children Who Do Not Re-Enter into OHC after Achieving Permanency

SM05 - Percent of children exiting care to a permanent home within 12 months of entering care – **Target = 94.4% or Greater**

FY 24/25

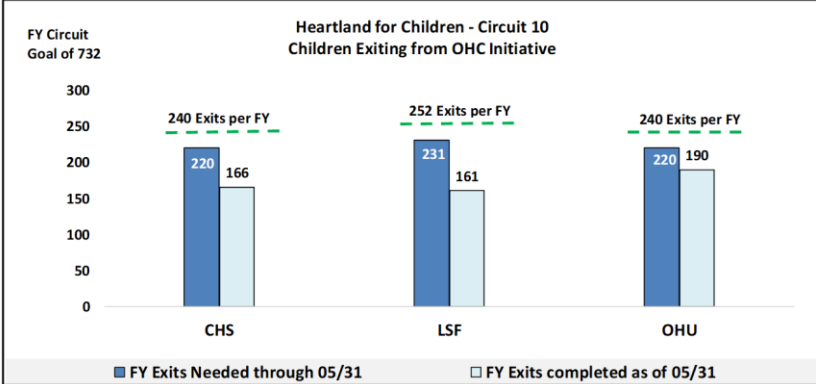
Contract Measure – Target = 94%

FY 24/25 as of 05/11/2025

Children Who Do Not Re-Enter Care within 12 Months
for Children Achieving Permanency July 2023 - June 2024

Agency	Maintained No Removal Episode	Total Children Permanency w/in 1 year	Percentage Permanency Maintained
CHS	85	92	92.39%
LSF	88	88	100.00%
OHU	68	74	91.89%
HFC Total	241	254	94.88%
Statewide	2,601	2,788	93.29%

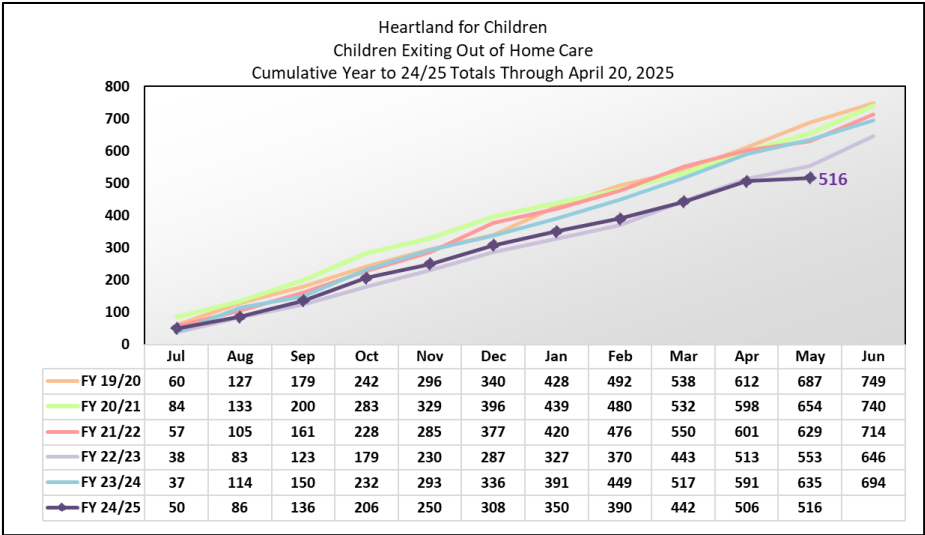
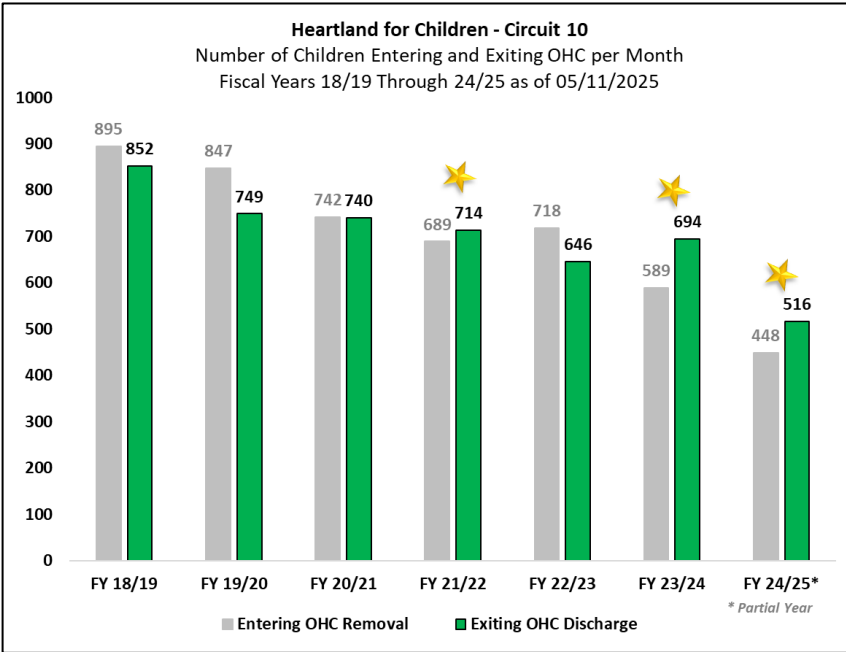
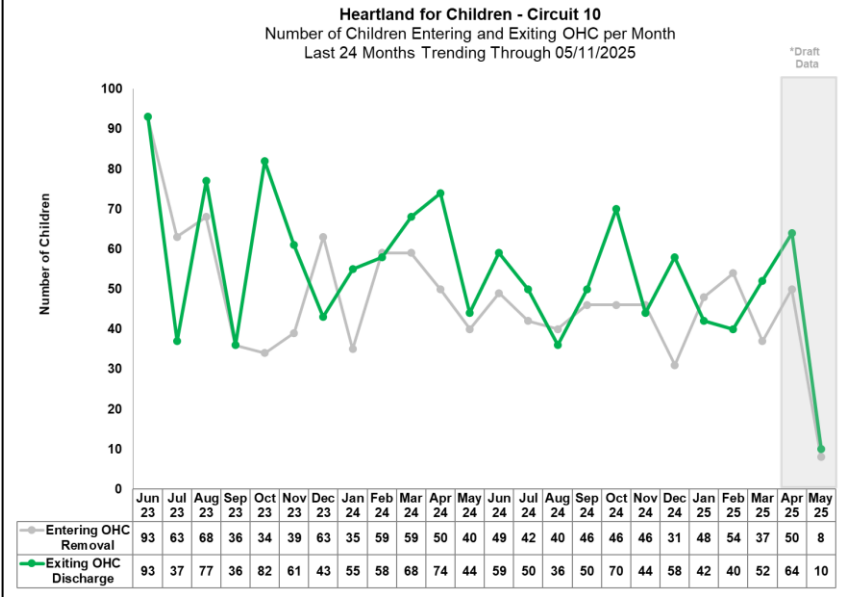
Source: Children Who Do Not Re-Enter Foster Care within Twelve (12) Months of Moving to a Permanent Home On-Demand Listing, Report #1100



Children Exiting Out-of-Home Care as of 05/11/2025
Green: Month's CMO or Circuit reached their monthly exits
Orange: Adoptions exceed 35% of exits

	Monthly Need Rest of FY	Jul 24	Aug 24	Sep 24	Oct 24	Nov 24	Dec 24	Jan 25	Feb 25	Mar 25	Apr 25	May 25	Jun 25
CHS	37	20	12	14	31	8	22	11	9	17	20	2	
LSF	46	11	14	19	18	22	19	10	17	13	15	3	
OHU	25	19	10	17	21	14	17	22	14	22	29	5	
HFC	108	50	36	50	70	44	58	43	40	52	64	10	
Adoptions of Exits	12 of 50	6 of 36	19 of 50	14 of 70	22 of 44	21 of 58	6 of 43	13 of 40	21 of 52	21 of 64	5 of 10		
% of Adoptions	24.0%	16.7%	38.0%	20.0%	50.0%	36.2%	14.0%	32.5%	40.4%	32.8%	50.0%		

*Partial Month
Total of 61 of more exits from OHC in a month
Source: FSN Report 1182, excluding 18+, EFC



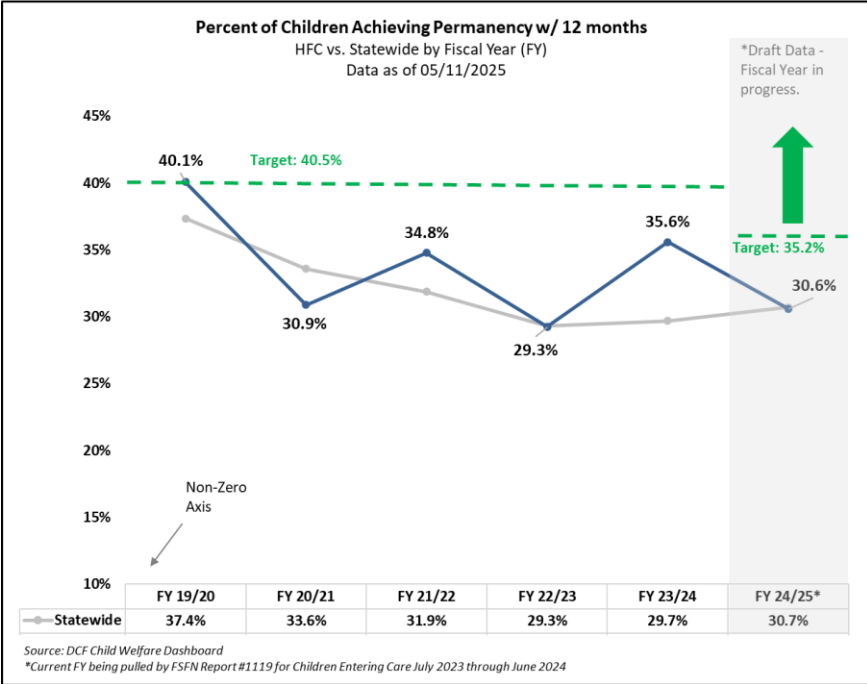
Children Achieving Permanency within 12 Months for Children in Out-of-Home Care

Less than 12 Months

FY 24/25 Target is 35.2%

FY 24/25, Target 35.2%				Percent Timely FY 23/24 (last FY)		
Children Achieving Permanency within 0-12 Mths for Children Entering OHC July 2023 to June 2024 (as of 05/11/2025)						
Agency	Permanency within 12 mths	Total Children Entered OHC	Percent Timely Permanency		% Increase Since 03/23	
CHS	57	177	32.2%	36.8%	1.1%	
LSF	56	198	28.3%	36.1%	1.5%	
OHU	70	223	31.4%	33.8%	1.3%	
HFC Total	183	598	30.6%	35.6%	1.3%	
Statewide	2,450	7,976	30.7%	29.7%	1.8%	

Source: Children Exiting OHC to a Permanent Home within Twelve Months of Entering Care #1119
*Permanency = adoption, permanent guardianship or reunification w/ parent



By Unit			
FY 2024 / 2025, Target 35.2%			
Children Achieving Permanency within 0-12 Mths for Children Entering OHC July 2023 - June 2024 (as of 05/11/2025)			
Agency / Unit (Actual)	Permanency within 12 mths	Total Children Entered OHC	Percent Timely Permanency
CHS	57	177	32.2%
141834-CHSFL ★	7	13	53.8%
141846-CHSFL	4	19	21.1%
141839-CHSFL	11	53	20.8%
141835-CHSFL (Adop) ★	8	21	38.1%
141852-CHSFL ★	23	50	46.0%
LSF	56	198	28.3%
141828-LSF ★	10	26	38.5%
141827-LSF	9	37	24.3%
141836-LSF	4	17	23.5%
141845-LSF	6	20	30.0%
141848-LSF ★	7	18	38.9%
141849-LSF	10	46	21.7%
141850-LSF (Adop) ★	6	12	50.0%
141929-LSF	4	20	20.0%
14-HFC-LSF ADMIN (IL)	0	2	0.0%
OHU	70	223	31.4%
142853-OHU-HARDEE	4	25	16.0%
142854-OHU-HIGHLANDS (IL)	0	1	0.0%
142855-OHU-HIGHLANDS	21	88	23.9%
140121-OHU-HIGHLANDS (Adop) ★	7	19	36.8%
142858 OHU-POLK ★	17	39	43.6%
142852-OHU-POLK ★	14	32	43.8%
142856-OHU-POLK ★	7	19	36.8%
HFC Total	183	598	30.6%
Statewide	2,450	7,976	30.7%

Source: Children Exiting OHC to a Permanent Home within Twelve Months of Entering Care #1119
*Permanency = adoption, permanent guardianship or reunification w/ parent

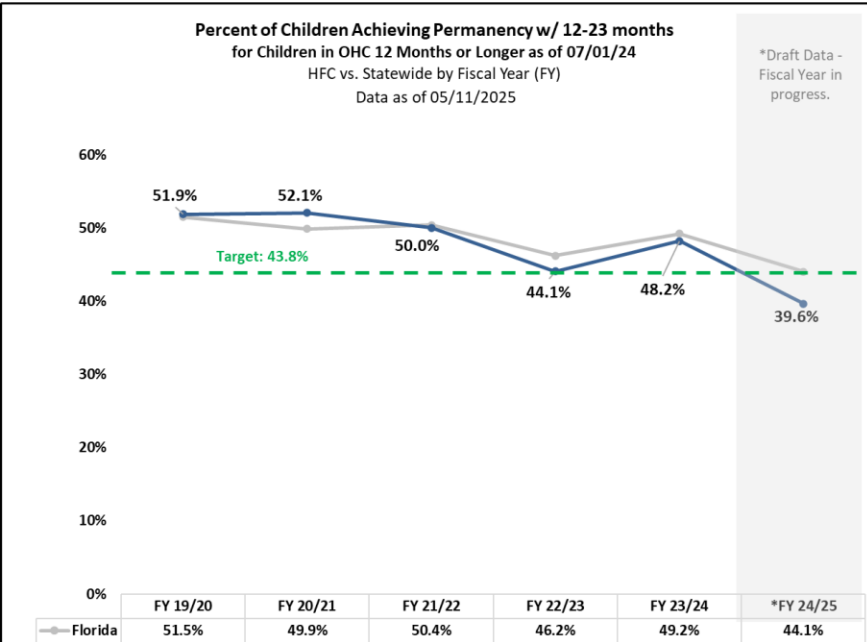
Children Achieving Permanency in 12 Months for Children in Out-of-Home Care

between 12-23 month

FY 24/25 Target is 43.8%

FY 24/25, Target 43.8%				Percent Timely FY 23/24 (last FY)	% Increase Since 03/23
Children Achieving Permanency within 12-23 Mths for Children in OHC 12-23 Months as of 07/01/24 (as of 05/11/2025)					
Agency	Permanency within 12-23 mths	Total Children LOS 12-23 mths	Percent Timely Permanency		
CHS	43	117	36.8%	52.4%	7.1%
LSF	47	109	43.1%	49.5%	4.6%
OHU	40	102	39.2%	42.4%	6.9%
HFC Total	130	328	39.6%	48.2%	6.2%
Statewide	2,144	4,867	44.1%	49.2%	6.0%

Source: Children Achieving Permanency w/ 12 Months for children in OHC 12-23 Months #1138
*Permanency = adoption, permanent guardianship or reunification w/ parent



By Unit			
FY 24/25, Target 43.8%			
Children Achieving Permanency within 12-23 Mths for Children in OHC 12-23 Months as of 07/01/24 (as of 05/11/2025)			
Agency / Unit	Permanency within 12 mths	Total Children Entered OHC	Percent Timely Permanency
CHS	43	117	36.8%
141846-CHSFL	6	16	37.5%
141839-CHSFL	8	15	53.3%
141835-CHSFL (Adop)	9	29	31.0%
141852-CHSFL	13	29	44.8%
LSF	47	109	43.1%
141828-LSF	6	13	46.2%
141827-LSF	2	12	16.7%
141836-LSF	8	9	88.9%
141845-LSF	4	12	33.3%
141848-LSF	3	4	75.0%
141849-LSF	9	27	33.3%
141850-LSF (Adop)	11	17	64.7%
141929-LSF	4	14	28.6%
OHU	40	102	39.2%
142853-OHU-HARDEE	10	19	52.6%
142855-OHU-HIGHLANDS	4	8	50.0%
140121-OHU-HIGHLANDS (Adop)	10	25	40.0%
142858 OHU-POLK	6	13	46.2%
142852-OHU-POLK	8	14	57.1%
142856-OHU-POLK	2	22	9.1%
HFC Total	130	328	39.6%
Statewide	2,144	4,867	44.1%

Children Exiting Out-of-Home Care to a Permanent Home within Twelve Months for Children in Out-of-Home Care Twelve to Twenty-Three Months On-Demand Listing - Report #1138

Federal Measure - Children Achieving Permanency within 12 Months for Children in Out-of-Home Care
24 Months or More
FY 23/24 Target is 37.9%

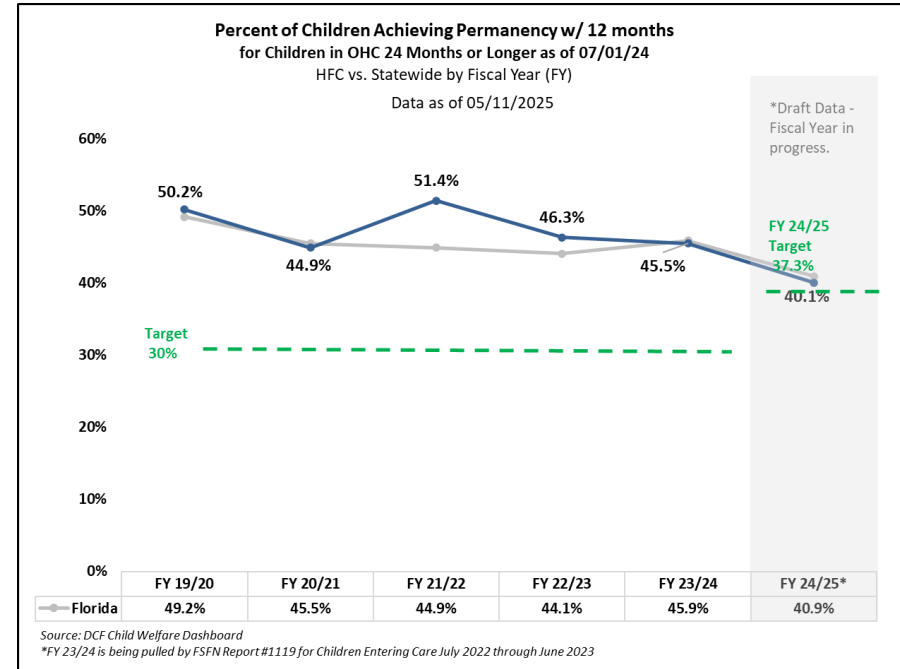
10

Statewide Measure - FY 24/25, Target 37.9%
Children Achieving Permanency within 12 Months for Children in OHC 24+ Months as of 07/01/24
(as of 05/11/2025)

Percent Timely FY 24/25 (last FY)

Agency	Permanency Since July 1st	Total Children in OHC 24+ Months	Percent Timely Permanency	Percent Timely FY 24/25 (last FY)	% Increase Since 03/23
CHS	38	92	41.3%	43.6%	9.8%
LSF	41	112	36.6%	46.1%	6.3%
OHU	44	103	42.7%	46.4%	4.5%
HFC Total	123	307	40.1%	45.5%	6.7%
Statewide	2,091	5,110	40.92%	45.9%	5.1%

Source: Children Achieving Permanency w/ 12 Months for children in OHC 24 Months or Longer #1197
*Permanency = adoption, permanent guardianship or reunification w/ parent



By Unit

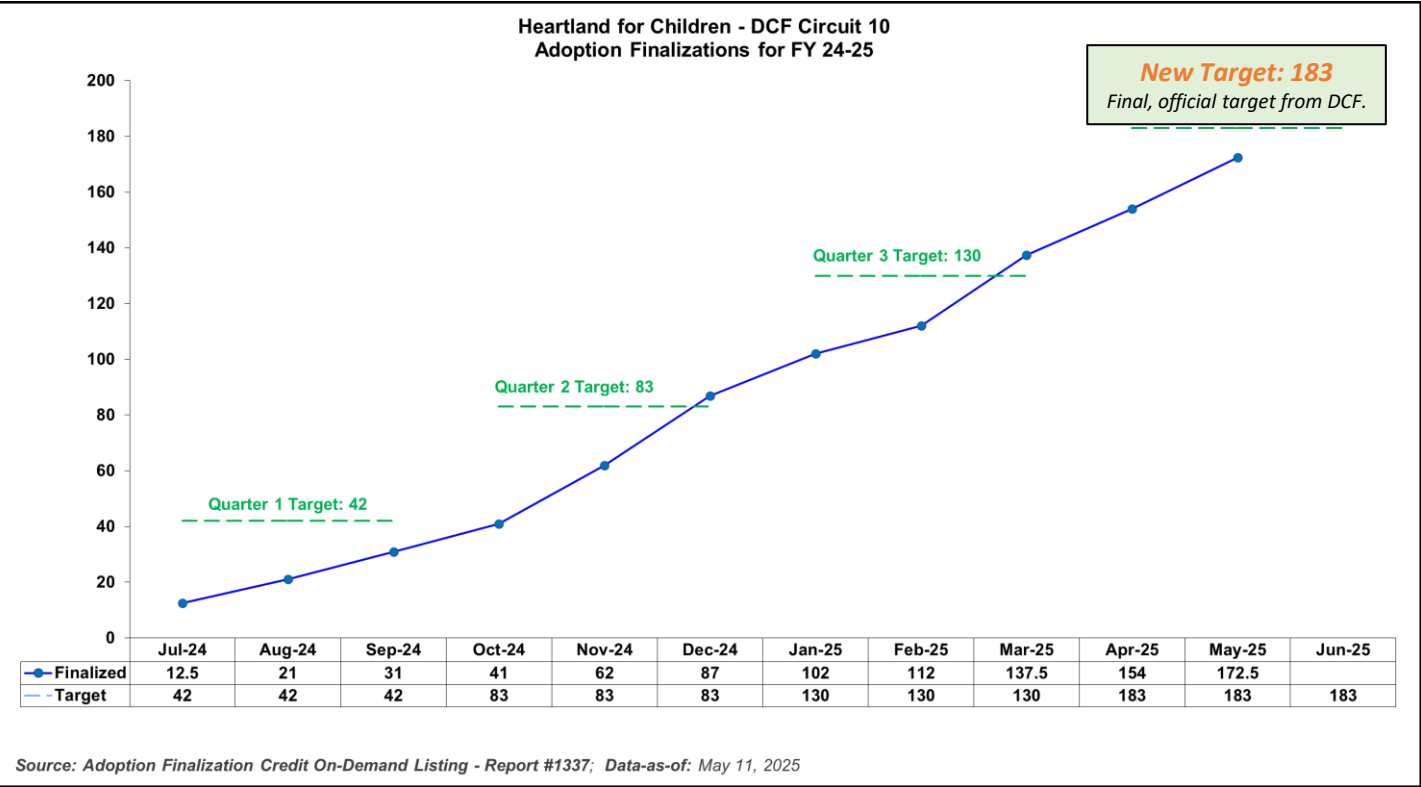
Statewide Measure - FY 24/25, Target 37.9%
Children Achieving Permanency within 12 Months for Children in OHC 24+ Months as of 07/01/24
(as of 05/11/2025)

Agency / Unit	Permanency Since July 1st	Total Children in OHC 24+ Months	Percent Timely Permanency
CHS	38	92	41.3%
141832-CHSFL (IL)	0	5	0.0%
141846-CHSFL	3	5	60.0%
141839-CHSFL	6	15	40.0%
141835-CHSFL (Adop)	23	40	57.5%
141852-CHSFL	4	19	21.1%
LSF	41	112	36.6%
141828-LSF	10	31	32.3%
141827-LSF	1	5	20.0%
141836-LSF	12	19	63.2%
141845-LSF	4	11	36.4%
141848-LSF	2	2	100.0%
141849-LSF	3	10	30.0%
141850-LSF (Adop)	0	1	0.0%
141929-LSF	9	28	32.1%
OHU	44	103	42.7%
142853-OHU-HARDEE	2	12	16.7%
142855-OHU-HIGHLANDS	0	7	0.0%
140121-OHU-HIGHLANDS (Adop)	32	54	59.3%
142858 OHU-POLK	2	3	66.7%
142852-OHU-POLK	4	11	36.4%
142856-OHU-POLK	4	13	30.8%
HFC Total	123	307	40.1%
Statewide	2,091	5,110	40.9%

Children Exiting Out-of-Home Care to a Permanent Home within Twelve Months for Children in Out-of-Home Care Twenty-Four Months or More On-Demand Listing - Report #1197

Adoption Finalizations

Percent of Adoptions Finalized with 24 Months of Removal & Percent of Adoption Goal Met

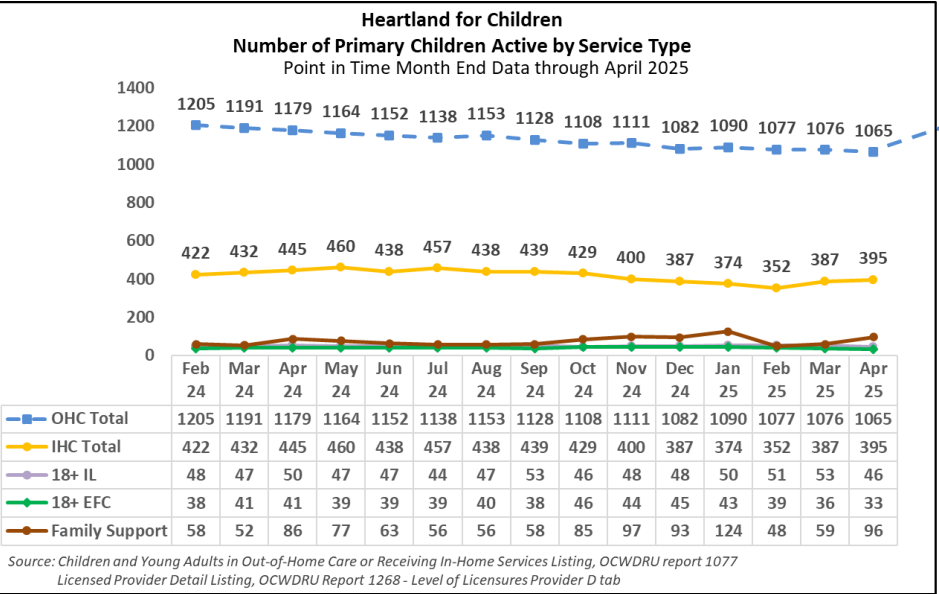


**Upcoming Finalization
Dates FY(24/25)**

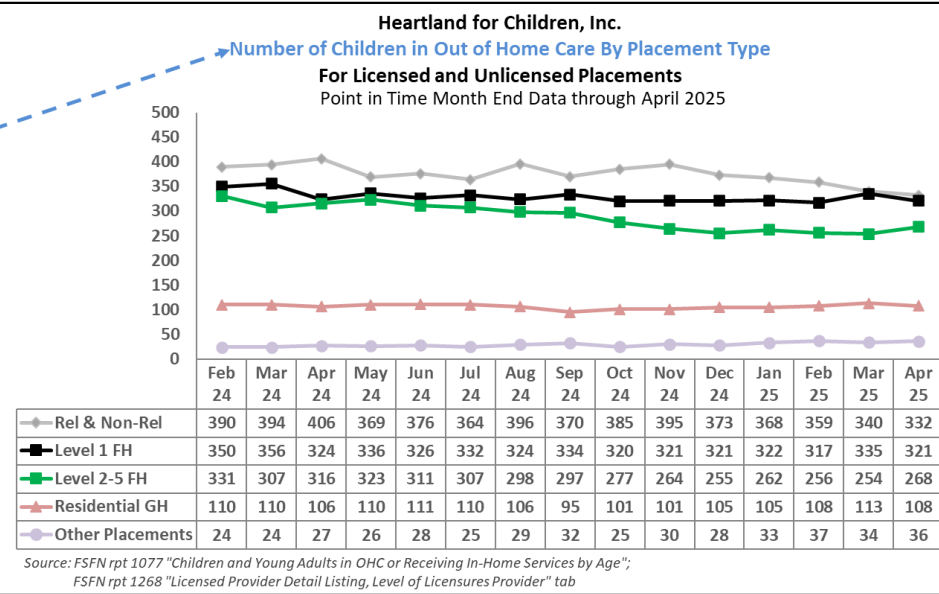
- May 14, 2025
- June 18 & 25, 2025

Adoption Finalizations (YTD) FY 24-25 Data as of 05/11/25	
CMO	Finalized Adoptions YTD
CHS	37.5
LSF	60.5
OHU	74.5
Total	172.5

Children Served at Month End by Service Type

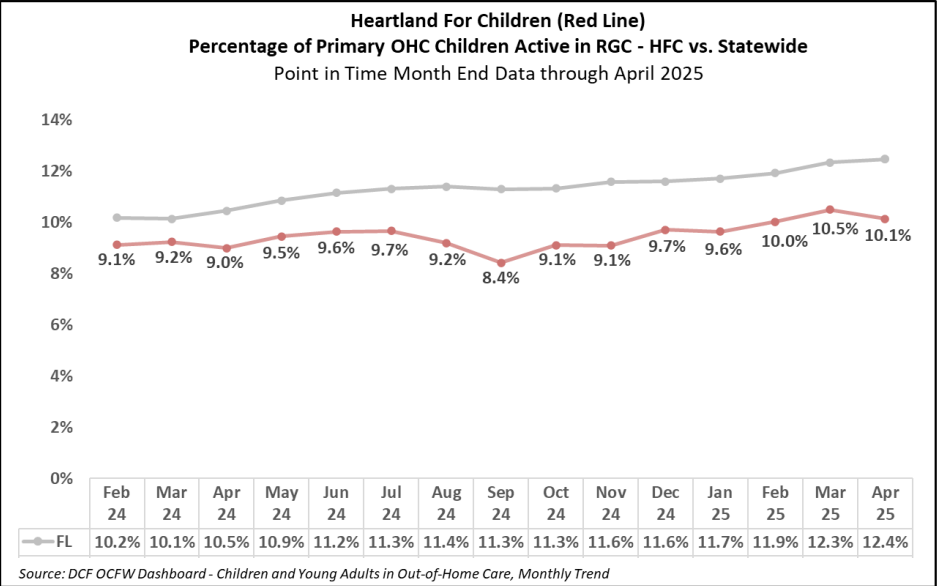
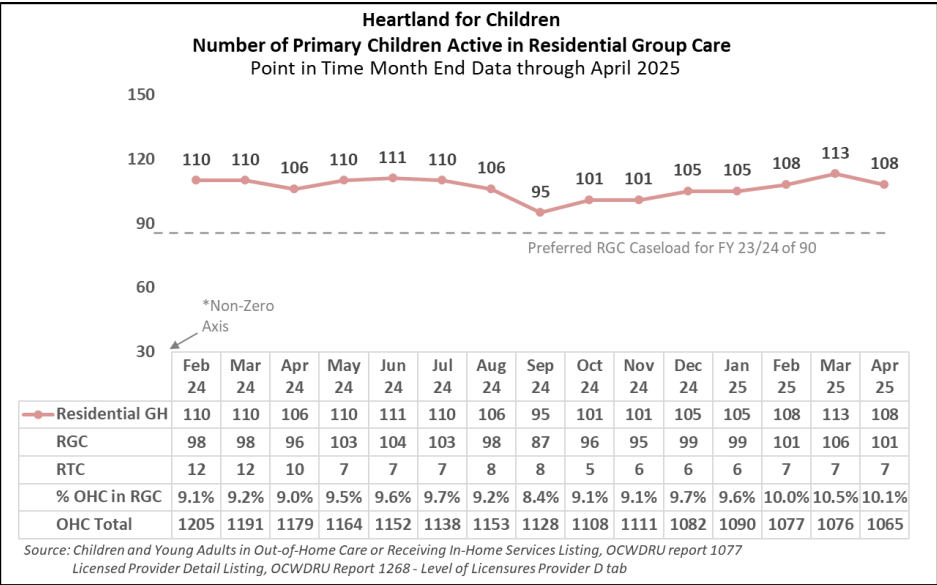


Source: Children and Young Adults in Out-of-Home Care or Receiving In-Home Services Listing, OCWDRU report 1077
Licensed Provider Detail Listing, OCWDRU Report 1268 - Level of Licensures Provider D tab



Source: FSN rpt 1077 "Children and Young Adults in OHC or Receiving In-Home Services by Age";
FSN rpt 1268 "Licensed Provider Detail Listing, Level of Licensures Provider" tab

➤ Number and Percent of Children Serviced in Residential Care

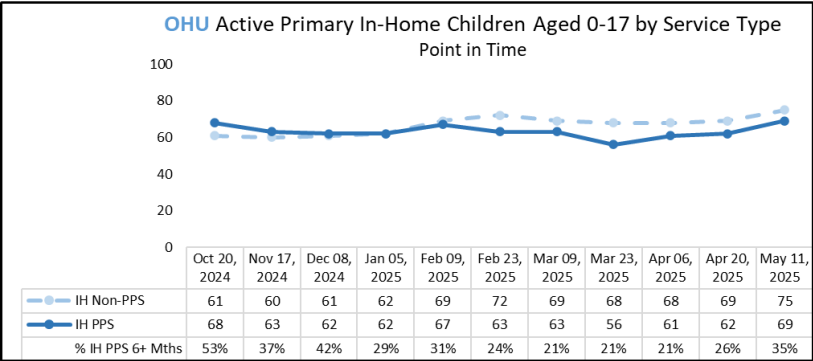
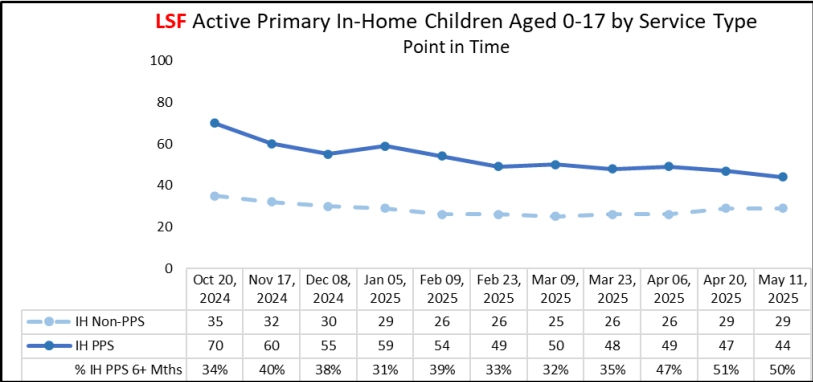
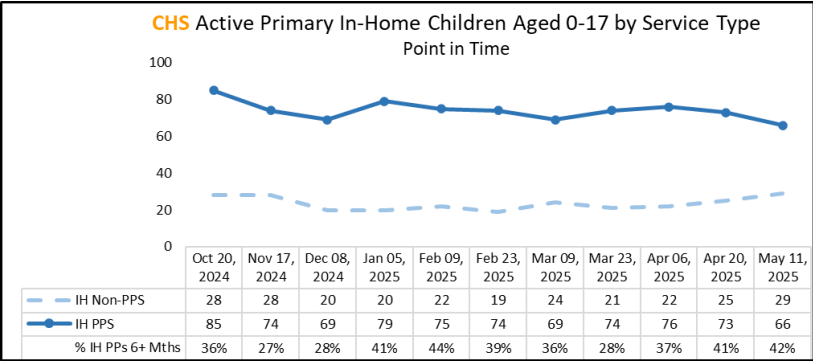


Circuit 10 Percent of Group Homes, Percent of Beds Licensed and Utilized Point in Time as of February 2025 Month End			
Group Home / Shelter Type	Currently licensed beds	% utilized previous month	Number of beds on the horizon for development
Shelter - NFI	12	47.9%	0
Shelter – YFA George Harris	24	7083.0%	0
At-Risk: Anchor House	12	56.0%	6
At-Risk: Anchor Ivy Villa	6	56.6%	6
At-Risk: Anchor’s Haven House	-	-	-
At-Risk: Anchor’s Girls Home	-	-	-
At-Risk: A Second Chance	6	83.3%	0
At-Risk: Serenity Place-Chandler	6	83.3%	0
At-Risk: Serenity Place-Julius	6	86.3%	0
At-Risk: Serenity Place-Villa	12	56.6%	0
At-Risk: Integrity Care - Kaley	6	100.0%	0
At-Risk: Integrity Care - Kittansett	6	50.0%	0
At-Risk: Integrity Care - Sunset	6	66.7%	0
At-Risk: Integrity Care - Whispering	6	92.9%	0

FY 2024-2025 Children In-Home Care Closures Initiative

PPS: Post Placement Supervision (Children Reunified with the Removal Parent)

Non-PPS: Children Receiving In-Home Services the entire time from Case Transfer from DCF to CMO (*Also includes ICPC)



Heartland for Children												
Active Primary Children Aged 0-17 Receiving In-Home Services - PPS and Non-PPS												
Data as of 05/11/25												
CMO	In-Home Service Type	0-4 Months	5 Months	6 Months	7-9 Months	10 Months	11 Months	12-15 Months	16-23 Months	24-35 Months	36+ Months	CMO Total
CHS	Non-PPS	18	0	0	0	0	0	8	1	2	0	29
	PPS	37	1	6	7	3	3	5	2	2	0	66
	CHS Total	55	1	6	7	3	3	13	3	4	0	95
LSF	Non-PPS	11	0	0	5	0	0	7	3	2	1	29
	PPS	18	4	4	9	0	2	6	1	0	0	44
	LSF Total	29	4	4	14	0	2	13	4	2	1	73
OHU	Non-PPS	31	1	2	15	8	2	5	5	0	6	75
	PPS	43	2	14	7	0	0	1	2	0	0	69
	OHU Total	74	3	16	22	8	2	6	7	0	6	144
NTF	Non-PPS	75	4	0	0	0	0	0	0	0	0	79
	PPS	75	4	0	0	0	0	0	0	0	0	79
	NTF Total	75	4	0	0	0	0	0	0	0	0	79
HFC	Non-PPS	135	5	2	20	8	2	20	9	4	7	212
	PPS	98	7	24	23	3	5	12	5	2	0	179
	% PPS by Month	55%	4%	13%	13%	2%	3%	7%	3%	1%	0%	-
	HFC Total	233	12	26	43	11	7	32	14	6	7	391

Source: Children and Young Adults Actively Receiving IH Services or in OHC Care Daily Listing - FSN Report #1329
PPS = Post Placement Supervision; Non-PPS = DCF Case Transfer to CMO, In-Home Services

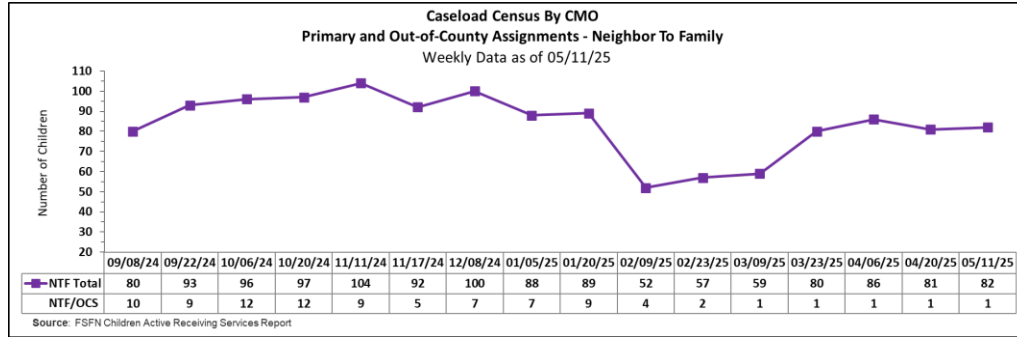
In-Home Service Providers Caseload and Referrals Received

Point-in-Time as of April 20, 2025				Mindshare Referrals from Apr 7 to Apr 20 (Referrals Since the last PQI date)
In-Home Provider/Service	Current Census	Immediate Openings	Projected Openings within next 3 weeks (need Referrals to fill)	
Youth Villages	40	3	6	9
Neighbor To Family (Safety Mgmt)	27	1	12	3
PRC Home to Stay (Reunification)	13	10	4	2
PRC Home to Stay (Prevention)	22	4	3	8
OHU (Family Support)	37	31	3	25
OHU (Legal)	0	0	0	-
UW Supervised Visitation	8	1	0	-
CHS BSFT	13	2	2	-
CHS CPP	14	0	0	-
NFI FFT- Traditional	28	0	0	23
NFI FFT- Prevention	10	0	0	-
NFI FFT- Foster Care	29	6	6	2
Chosen	5	5	5	-

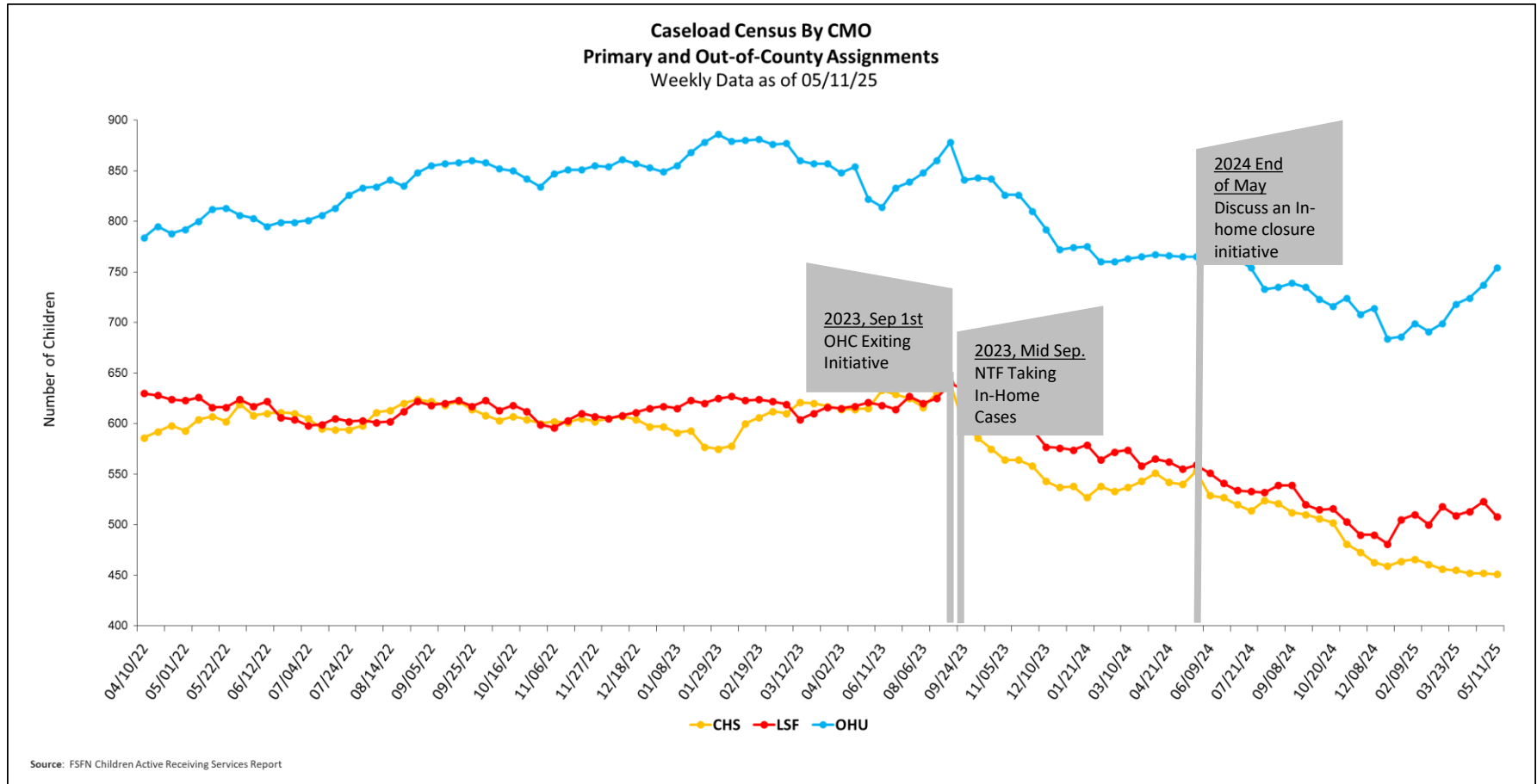
Source: HFC Quality & Contract Management Department Reports

Caseload Census Information

CBC Services Weekly Caseloads By CMO



Number of Children by CMO							
Last 6 Reporting Periods							
Agency	2/9/2025	2/23/2025	3/9/2025	3/23/2025	4/6/2025	4/20/2025	5/11/2025
CHS	466	461	456	455	452	452	451
LSF	510	500	518	509	513	523	508
OHU Primary	530	524	525	560	568	586	604
OHU/OCS	169	167	174	158	156	151	150
OHU Total	699	691	699	718	724	737	754
NTF Primary	48	55	58	79	85	80	81
NTF/OCS	4	2	1	1	1	1	1
NTF Total	52	57	59	80	86	81	82
HFC Total	1,727	1,709	1,732	1,762	1,775	1,793	1,795



Supervisor Reviews Completed within the Last 90 Days

PPS: Post Placement Supervision (Children Reunified with the Removal Parent)

Non-PPS: Children Receiving In-Home Services the entire time from Case Transfer from DCF to CMO (*Also includes ICPC)

Supervisor Reviews Completed Within the Last 90 Days									
By Unit and Case Category									
Data as of 05/11/2025									
CMO	Unit	IH Non-PPS		IH PPS		OHC		Grand Total	
		Total Cases	Percent Completed	Total Cases	Percent Completed	Total Cases	Percent Completed	Total Cases	Percent Completed
CHS	141834-CHSFL	-	-	1	100.0%	12	100.0%	13	100.0%
	141835-CHSFL	-	-	-	-	29	93.1%	29	93.1%
	141837-CHSFL	3	100.0%	14	64.3%	38	50.0%	55	56.4%
	141839-CHSFL	1	100.0%	2	100.0%	22	86.4%	25	88.0%
	141846-CHSFL	4	100.0%	5	60.0%	22	77.3%	31	77.4%
	141852-CHSFL	4	75.0%	7	100.0%	61	86.9%	72	87.5%
	CHS Total	12	91.7%	29	75.9%	184	79.9%	225	80.0%
LSF	141827-LSF	3	100.0%	4	100.0%	33	100.0%	40	100.0%
	141828-LSF	7	100.0%	2	100.0%	29	100.0%	38	100.0%
	141836-LSF	3	100.0%	1	100.0%	16	100.0%	20	100.0%
	141845-LSF	-	-	2	100.0%	28	100.0%	30	100.0%
	141848-LSF	-	-	4	100.0%	12	100.0%	16	100.0%
	141849-LSF	1	100.0%	7	100.0%	34	100.0%	42	100.0%
	141850-LSF	-	-	1	100.0%	18	100.0%	19	100.0%
	141929-LSF	1	100.0%	4	100.0%	42	100.0%	47	100.0%
	LSF Total	15	100.0%	25	100.0%	212	100.0%	252	100.0%
NTF	14-HFC-NTF CMO IHNU	32	96.9%	-	-	-	-	32	96.9%
OHU	140121-OHU-HIGHLANDS	2	50.0%	3	66.7%	37	89.2%	42	85.7%
	142849-OHU-HIGHLANDS	32	100.0%	-	-	-	-	32	100.0%
	142852-OHU-POLK	5	100.0%	9	100.0%	32	100.0%	46	100.0%
	142853-OHU-HARDEE	2	50.0%	2	100.0%	22	95.5%	26	92.3%
	142854-OHU-HIGHLANDS	-	-	-	-	-	-	1	0.0%
	142855-OHU-HIGHLANDS	-	-	8	87.5%	45	91.1%	53	90.6%
	142856-OHU-POLK	3	66.7%	3	100.0%	26	88.5%	32	87.5%
	142858 OHU-POLK	1	100.0%	2	100.0%	21	76.2%	24	79.2%
	OHU Total	45	93.3%	27	92.6%	184	90.2%	256	91.0%
Circuit 10 Total		104	95.2%	81	88.9%	580	90.5%	765	91.0%

CHS

Up 4% since
2/11/2025

LSF

Up 10% since
2/11/2025

NTF

Down 4% since
2/11/2025

OHU

Up 3% since
2/11/2025

Source: CARS Report #1329 & CARS Legacy - Daily Report

IH = In-Home

Filters: Heartland for Children; Primary Workers; Unduplicated Children; Ages 0-17

OHC = Out-of-Home Care

PPS = Post Placement Supervision

Average Caseload of Case Managers

Case Manager Caseload Breakdown by Agency – Data as of 05/11/2025

Average Caseload of Case Managers								Percent of Case Managers That Are at or Under the National Caseload Standard of 15			
CMO	1-5 Children in Caseload	6-15 Children in Caseload	16-24 Children in Caseload	25-29 Children in Caseload	30+ Children in Caseload	Total Case Managers*	Avg # of Children per CM	CMO	# Case Managers w/ Primary Caseload	# with Caseload at 15 or lower	Percent at 15 or lower
CHS	3	3	12	4	2	24	18.8	CHS	24	6	25.0%
LSF	1	5	16	5	0	27	18.8	LSF	27	6	22.2%
OHU	3	5	12	4	10	34	22.2	OHU	34	8	23.5%
NTF	0	5	1	0	0	6	13.7	NTF	6	5	83.3%
# of CMs	7	18	41	13	12	91	19.7	HFC	91	25	27.5%

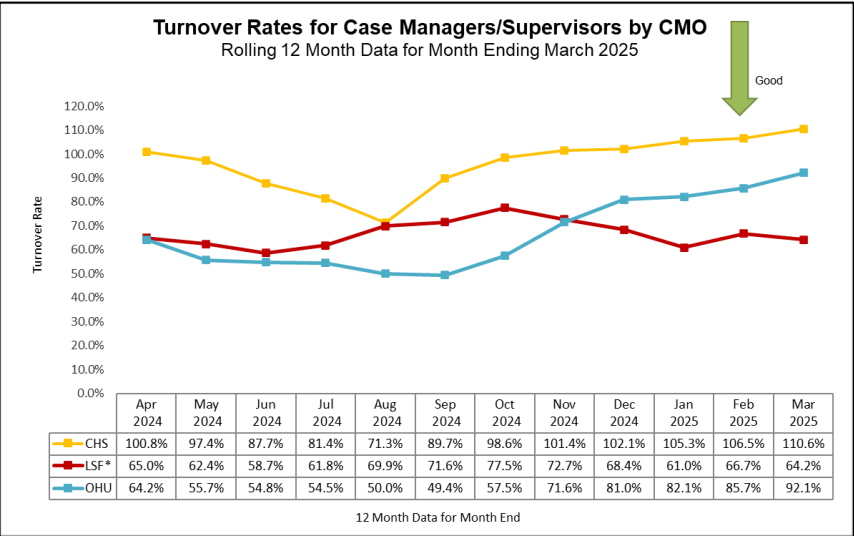
Caseload = Number of Children with Primary or Out of County assignment.

* Data Excludes Unit Supervisors, FTC Facilitators & Resigned CMs Count

Turnover Rates for Case Managers/Supervisors

12 Month Case Manager Turnover Rates by Agency

Employee Turnover Rates By CMO 12 Month Data for Month Ended March 2025		
CMO	Case Manager	Case Manager Supervisor
CHS	110.6%	30.0%
LSF*	64.2%	23.1%
OHU	92.1%	60.9%



Caseload Census by Case Manager and Organization

Data as of 05/11/2025

Caseload of 1 - 5 Children (+1)		
CMO	Case Workers	#
OHU	Cartagena, Maria	1

Caseload of 6 - 15 Children (-3)		
CMO	Case Workers	#
NTF	Mattison, Sharon	15
NTF	Jones, Gwendolyn	15
LSF	Ellis, Darren	15
LSF	Moran, Bernice	14
LSF	Guerrero, Ony	14
NTF	Conklin, Danielelle	14
LSF	Powell, Deborah	13
OHU	Rivera, Ashley	13
CHS	Moore, Christy	12
NTF	Cruz, Ana	12
OHU	Moore, Raven	12
CHS	Tracy, Amy	12
OHU	Hines, Tracy	11
LSF	Smith, Andrae	11
NTF	Bates, Brittany	9

Caseload of 16 - 24 Children (+4)		
CMO	Case Workers	#
OHU*	Simmons, Shannon	24
OHU	Baker, Ayshia	24
LSF	Diamond, Savannah	24
CHS	Covington, Walter	24
CHS	Bouzi, Marie Edwige	24
CHS	Walker, Shavonte	23
OHU	Colatorti, Jeannine	23
LSF	Koons, Brittney	23
OHU	Beach-Solmo, Amber	22
OHU	Bruce, Kortney	22
OHU	Valencia, Alejandro	21
LSF	Willingham, Jadashia	21
LSF	Franklin, Yoshika	21
OHU	Nelson, Chelsea	21
CHS	Bain, Claire	21
OHU	Nerove, Rachel	21
LSF	Blocker, Amanda	21
CHS	Olivas, Hope	20
CHS	Henry, Jayden	20
LSF	Lynch, Rodina	20
LSF	Durant, Paris	19
LSF	Gunnnett, Glynnis	19
CHS	Clemmons, Sabrina	19
CHS	Vhetsell-Thorpe, Tavaya	19
LSF	Townes, Rachel	19
LSF	Bickel, Sherry	19
CHS	Joseph, Ketty	19
OHU	Carter, Maria	18
LSF	Coleman, Tangela	18
CHS	Barakat, Maha	18
OHU	Johnson, Sharon	18
LSF	Williams, Kamesha	17
NTF	Boule, Adriana	17
CHS	Brown, Annie	17
LSF	Newton, Kimberly	17
CHS	Wiggs, Sunni	17
LSF	Pamphile, Emmanuella	17
LSF	Morris, Alundrea	17
LSF	Lott, Carla	17
OHU	Bellanfante, Jamie	17

Caseload of 25 - 29 Children (0)		
CMO	Case Workers	#
OHU*	Washington, Woodrica	29
OHU	Stoudemire, Jamesia	28
CHS	Standen, Brayden	27
CHS	Bennett, Brianna	27
LSF	Bon-Fiol, Nikol	26
LSF	Malave, Luis	26
LSF	Gonzalez, Jelitza	26
LSF	Cruz, Veronica	26
CHS	Hook, Kathryn	26
OHU	Brutus, Marie	26
OHU	Odom, Tavunda	25
CHS	Phillips, Amy	25

Caseload of 30+ Children (-1)		
CMO	Case Workers	#
OHU*	Villegas, Anna	45
OHU	Mogahee, Timika	36
OHU*	Garcia, Anakeidie	36
OHU	Kohn, Ludessa	35
OHU	Pulsifer, Angela	33
OHU	Johnson, Randi	32
OHU*	Fuentes, Norma	31
OHU	Bowen, Kendall	31
CHS	Hiers, Katherine	31
OHU*	Smith, Lorie	30
OHU	Kilbey, Alexis	30

Unit Supervisors Carrying Cases (-1)		
CMO	Case Workers	#
CHS	Cortes, Jennifer	5
CHS	Angulo, Kayla	4
OHU	Colon, Lisette	1

Circuit 10 Children Active by Assignment Role for CMO TAYS, FTC and Adoption Workers Data as of 05/11/25				
Case Worker	Pri.	Sec.	OOC	Grand Total
Kaina, Kelly	6	21	0	27
Nieves, Carlos	33	22	0	55
TAYS - CHS	39	43	0	82
Cruz, Cheyleen	0	1	0	1
FTC - CHS	0	1	0	1
Cortes, Jennifer	5	36	0	41
James, Aleah	1	12	0	13
Adoptions - CHS	6	48	0	54
Peralta, Joshua	27	0	0	27
Jones, Dane	0	28	0	28
TAYS - LSF	27	28	0	55
Porter, Ineisha	0	1	0	1
FTC - LSF	0	1	0	1
Collins, Sara	1	48	0	49
Hampton, Sharday	0	52	0	52
Adoptions - LSF	1	100	0	101
Metelus, Getro	6	19	1	26
Vazquez, Roger	4	92	1	97
TAYS - OHU	10	111	2	123
Sherwood, Drake	0	1	0	1
FTC - OHU	0	1	0	1
Nettles, Markisha	17	1	0	18
Southall, Akeva	10	3	0	13
Ventura, Armando	0	6	0	6
Brody, Jessica	0	3	0	3
Adoptions - OHU	27	13	0	40
TAYS Total	76	182	2	260
FTC Total	0	2	0	2
Adoptions Total	34	161	0	195

Pri. = Primary - Sec. = Secondary - OOC = Out of County

Data Source: FSN Report - Children Active Receiving In-Home or Out-of-Home Services Daily Listing by District

*These OHU case managers contain caseloads that are over 65% OCS cases. On average an OCS case compares to 1.54 regular cases (i.e., 20 OCS cases approx. equals 13 regular cases).

Red = Supervisors, FTC Facilitators & Resigned CMs carrying cases Orange = Terminated Workers Carrying Caseloads in FSN

Healthcare Information (Medical, Dental, Immunization, and Psychotropic Medications)

Data Entered Into FSN for Children in Out-of-Home Care

Health Information in FSN for Children in OHC as of 05/11/2025

Agency	# of Children in OHC	% With a Medical Record in FSN	% With Medical Service in last 12 Months	% With Dental Service in Last 7 months	% with Immunizations Up to Date
CHS	317	100.0%	89.9%	81.9%	74.1%
LSF	407	100.0%	96.3%	90.6%	94.3%
OHU	345	100.0%	95.7%	89.1%	94.8%
HFC	1069	100.0%	94.2%	87.3%	88.5%
Statewide	14836	99.9%	94.2%	86.6%	75.1%

Source: FSN report 1009 "Source: "Healthcare Service Information for OHC"

Health Information in FSN as of 05/11/2025

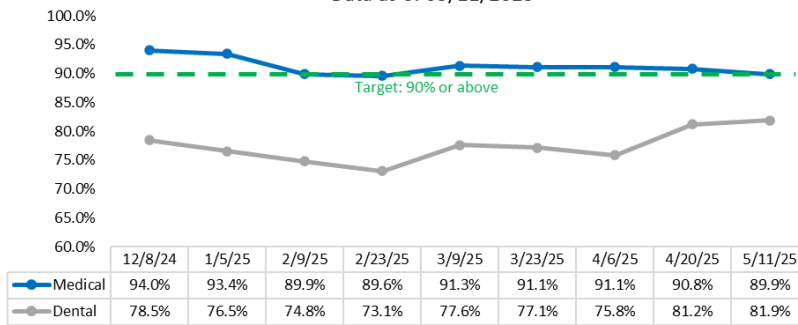
Agency	# of Missing Medical Records	# of Medical Appointments Needing Update	# of Dental Appointments Needing Update	# of Immunization Needing Update
CHS	0	32	42	82
LSF	0	15	24	23
OHU	0	15	26	18
HFC	0	62	92	123
Statewide	9	864	1385	3692

Source: "Healthcare Service Information for OHC - Report 1009"

CHS Percent of Active Primary Children in OHC with

Medical Service in Last 12 Months & Dental Service in Last 7 Months

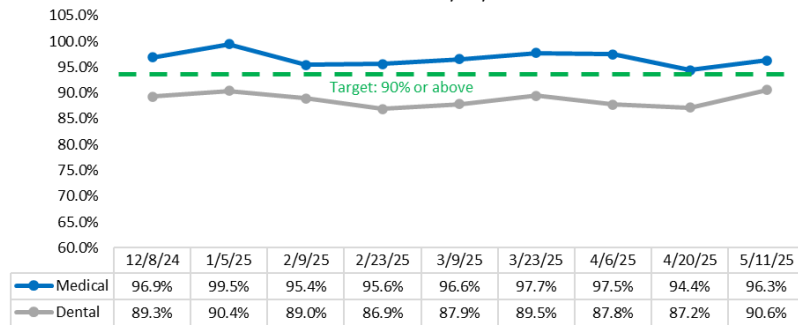
Data as of 05/11/2025



LSF Percent of Active Primary Children in OHC with

Medical Service in Last 12 Months & Dental Service in Last 7 Months

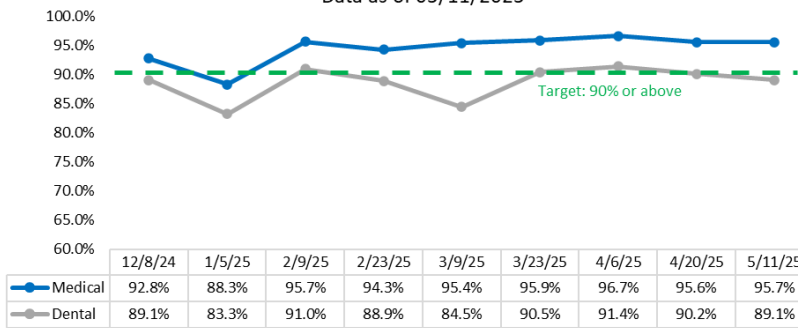
Data as of 05/11/2025



OHU Percent of Active Primary Children in OHC with

Medical Service in Last 12 Months & Dental Service in Last 7 Months

Data as of 05/11/2025



Psychotropic Medications

Children with Psychotropic Medications Prescriptions

Heartland For Children Number of Children in Out-of-Home Care with at Least one Psyc. Medication and Percent of Children w/ a Valid Consent Data as of 05/11/2025					
Agency	All Children in OHC	% of Children in OHC w/ Psyc Meds	All Children with Psyc Meds	# of children w/ a current parent or court order	% w/ a current parent or court order
CHS	337	12.8%	43	42	97.7%
LSF	413	12.8%	53	51	96.2%
OHU	351	9.7%	34	34	100.0%
HFC	1,104	11.8%	130	127	97.7%
DCF	1	100.0%	1	0	0.0%
Statewide	15,875	15.2%	2,417	2,397	99.2%

Source: Children in OHC with One or More Current Prescriptions for a Psychotropic Medication, Ages 0 to 17 - #1002
Source: Children and Young Adults in Out-of-Home Care or Receiving In-Home Services Listing - #1077
Valid = Children with a parent consent and the parents are TPR'd are not considered valid consents

Missing Children in Out of Home Care

Children currently missing or recovered while in OHC

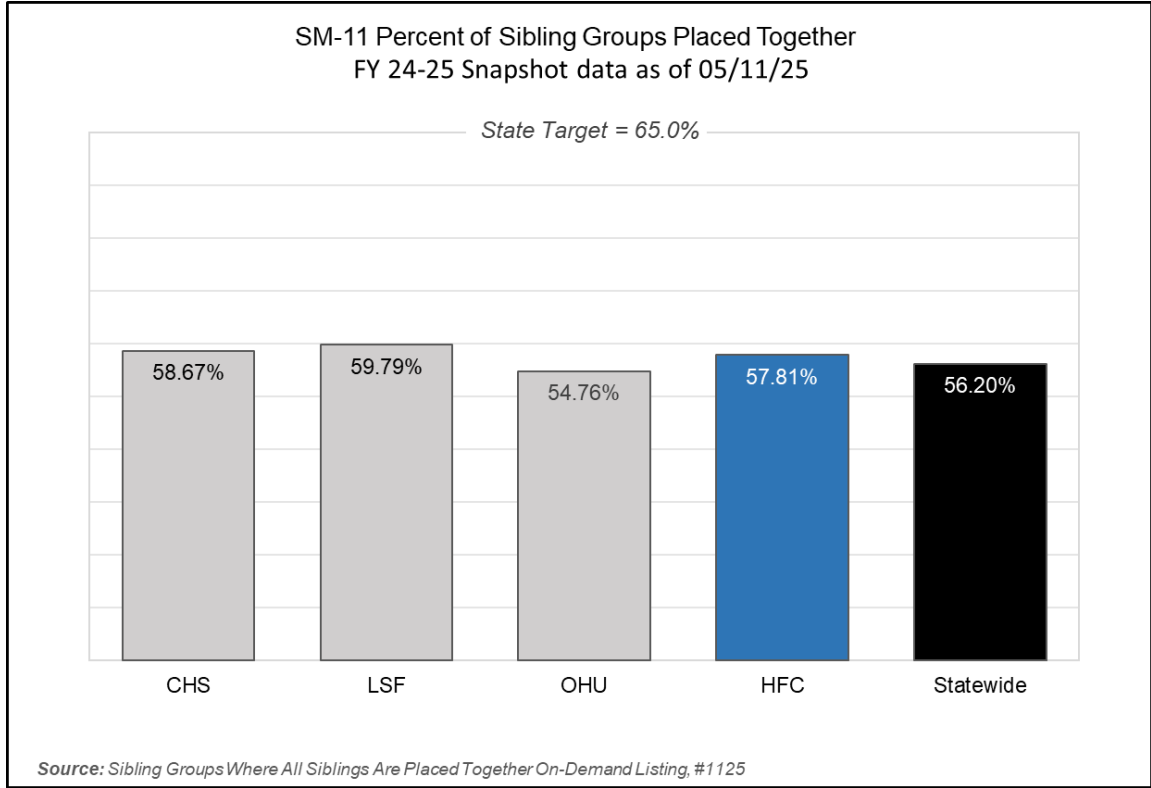
Heartland for Children Children in OHC who are Missing or Now Recovered 5/11/2025					
	Current Missing	Late Reports	Late ATL	Recoveries	Late Debriefs
CHS	2	0	0	0	0
LSF	0	0	0	3	0
OHU	1	0	0	2	0
CPI	0	0	0	0	0
Total	3	0	0	5	0
Source: HFC MCR Tracking Log ATL = Attempts to Locate					

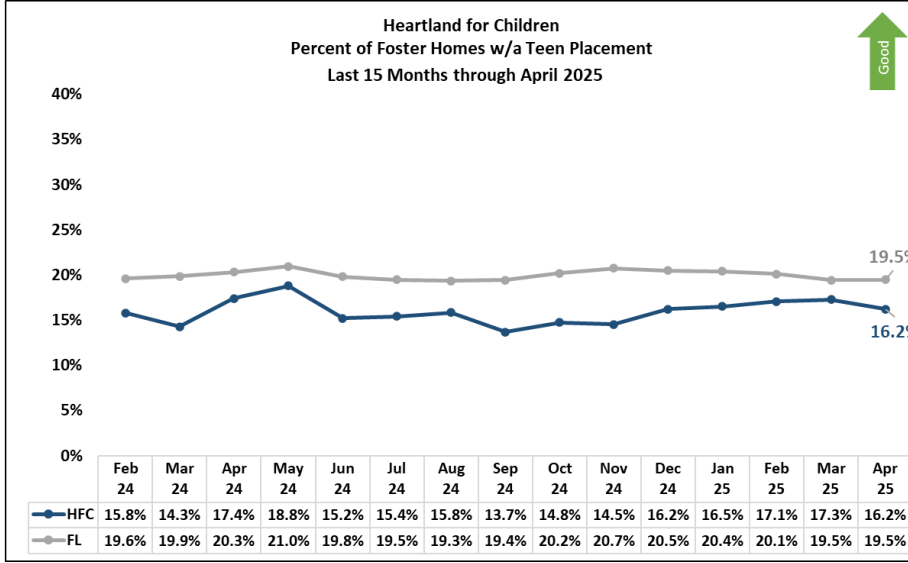
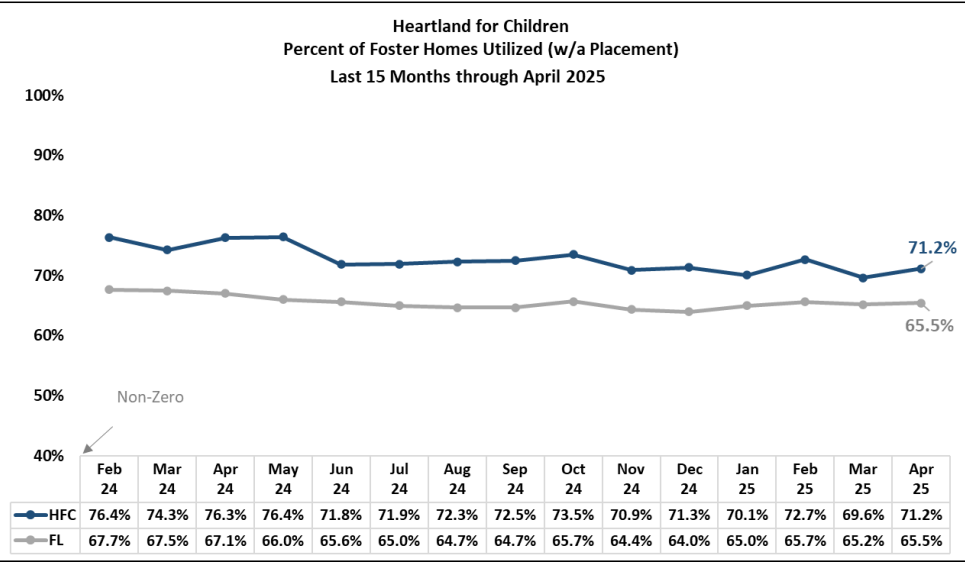
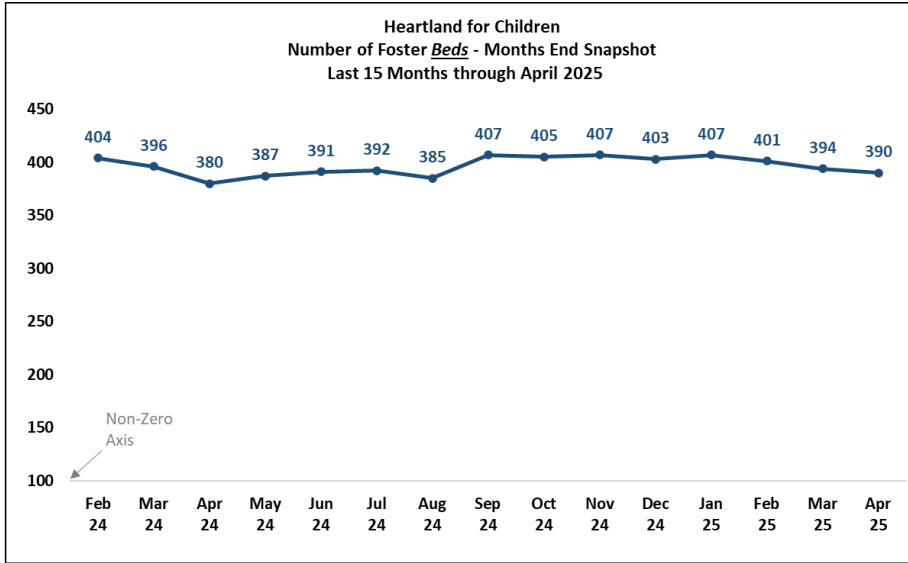
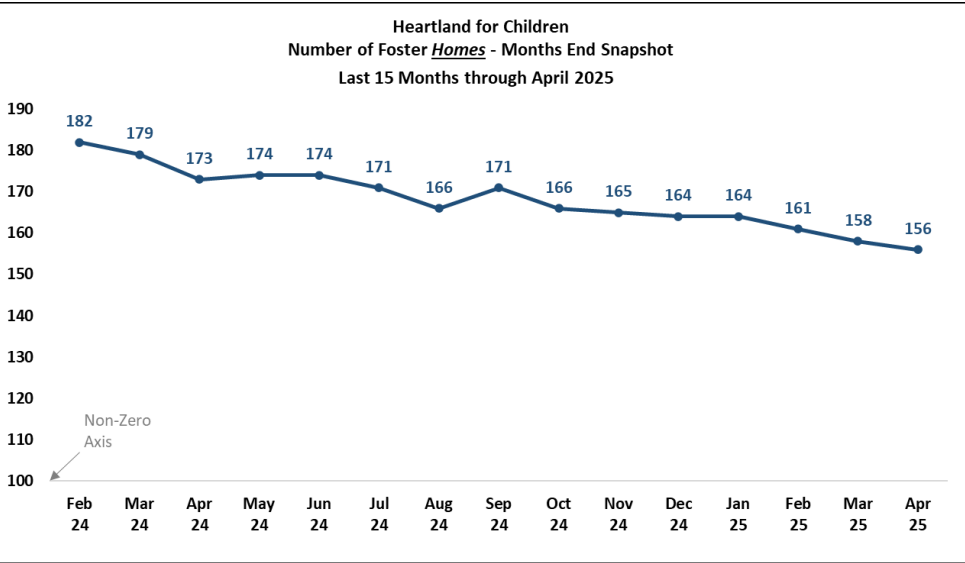
Scorecard Measure 11 – Separated Siblings

SM11 - Percentage of sibling groups in out-of-home care where all siblings are placed together – Target = 65.0%

SM11 - Percent of Sibling Groups Placed Together FY 24-25 Snapshot data as of May 11, 2025			
Agency	Number of Cases w/ Siblings Together	Total Cases Sibling Groups	Percent of Siblings Placed Together
CHS	44	75	58.67%
LSF	58	97	59.79%
OHU	46	84	54.76%
HFC	148	256	57.81%
Statewide	2,021	3,596	56.20%
Source: Sibling Groups Where All Siblings Are Placed Together On-Demand Listing, #1125			

Number of sibling groups to achieve SM11 target – 28 Sibling Groups



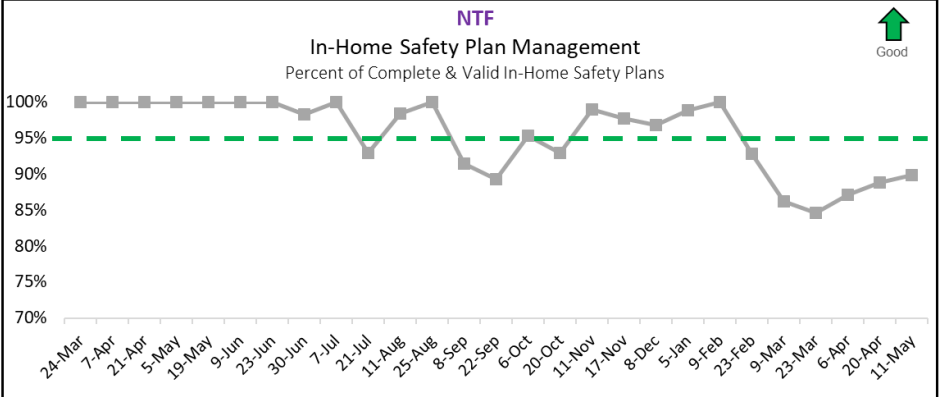
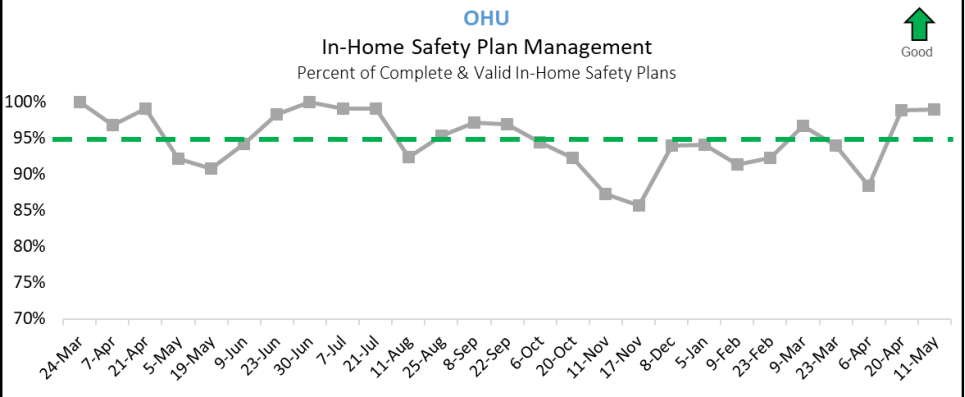
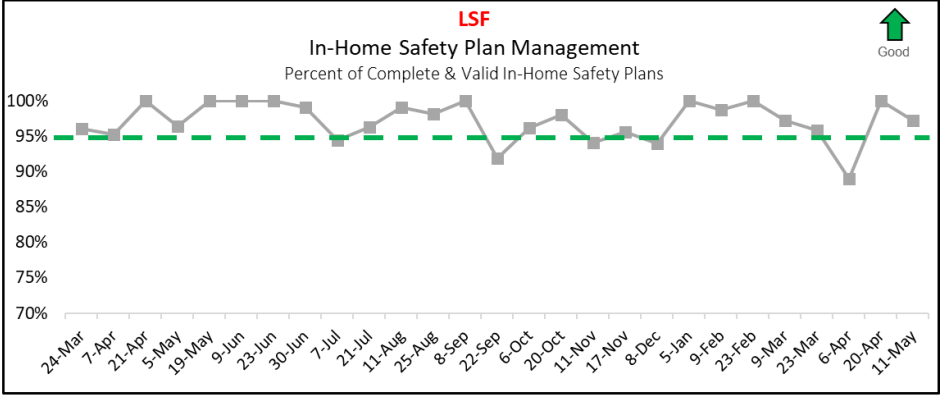
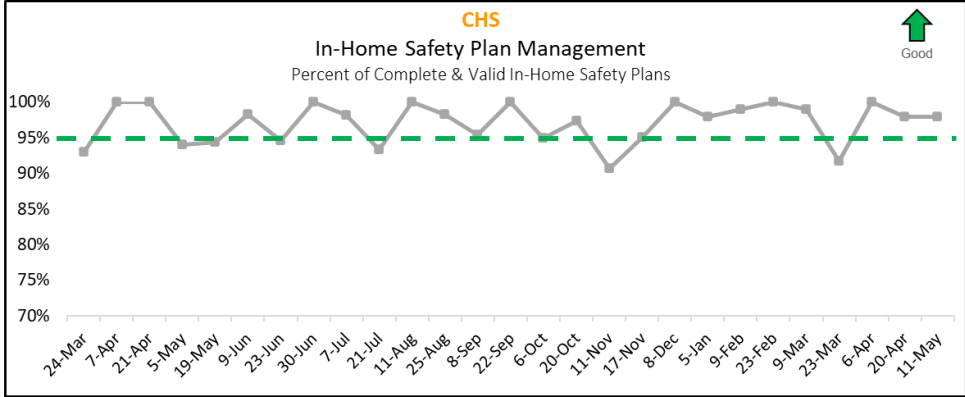


In-Home Safety Plan Management

Percent of Completed In-Home Safety Plans under 180 Effective Days – Target: 95.0%

In-Home Safety Plan Management				
Percent of Completed In-Home Safety Plans under 180 Effective Days				
Data as of 05/11/2025				
Agency	No -or- Expired Safety Plans	Complete & Valid Safety Plans	Total Required Safety Plans	Percentage Complete
CHS	2	93	95	97.9%
LSF	2	69	71	97.2%
OHU	1	97	98	99.0%
NTF	8	71	79	89.9%
HFC Total*	13	330	343	96.21%
Statewide	280	6483	6763	95.86%
Source Report: Case Management Safety Management Listing - OCWDRU Report #1301				
Target of 95%				

Of the 330 completed safety plans, 53 will expire in the next 30 or 60 days			
Agency	Expires in 30 Days	Expires in 60 Days	Total
CHS	22	2	24
LSF	11	6	17
OHU	3	3	6
NTF	0	6	6
HFC Total	36	17	53
Source report 1301 'Case Management Safety Management Listing' - Data as of 05/11/2025			



Child Placement Agreement Errors

Active CPA's with errors and non-active CPA's needing closure.

Child Placement Agreement Errors

Data as of 05/11/2025

The 17 active CPA's with errors contain the 19 total errors.

Agency	Total CPA's Needing Correction	Non-Active CPA's Needing Closure	Total Active CPA's not Completed		New CPA Needed	Need to Upload Signed Agreement	Need Supervisor Approval	No Provider Listed	Total Errors
CHS	13	1	12		7	4	1	1	13
LSF	5	1	4		3	1		1	5
OHU	1	0	1		1				1
Total	19	2	17		11	5	1	2	19

Source: FSFN - Child Placement Agreement Status for Children in Out-of-Home Care On-Demand Listing - OCWDRU Report #1256

Criteria: Children with a CPA Effective Date.

Percent of Children with an Active Completed CPA

Data as of 05/11/2025

Agency	Total Active CPA's	CPA's Fully Completed	% of Completed CPA's
CHS	39	27	69%
LSF	21	17	81%
OHU	8	7	88%
Total	68	51	75%

Source: FSFN - Child Placement Agreement Status - OCWDRU Report #1256

Criteria: Children with an CPA Effective Date.

Unified Home Studies – Approval Status

Cases with a Pending or No UHS – 45+ Days Past Due; Data-as-of: 04/07/2025

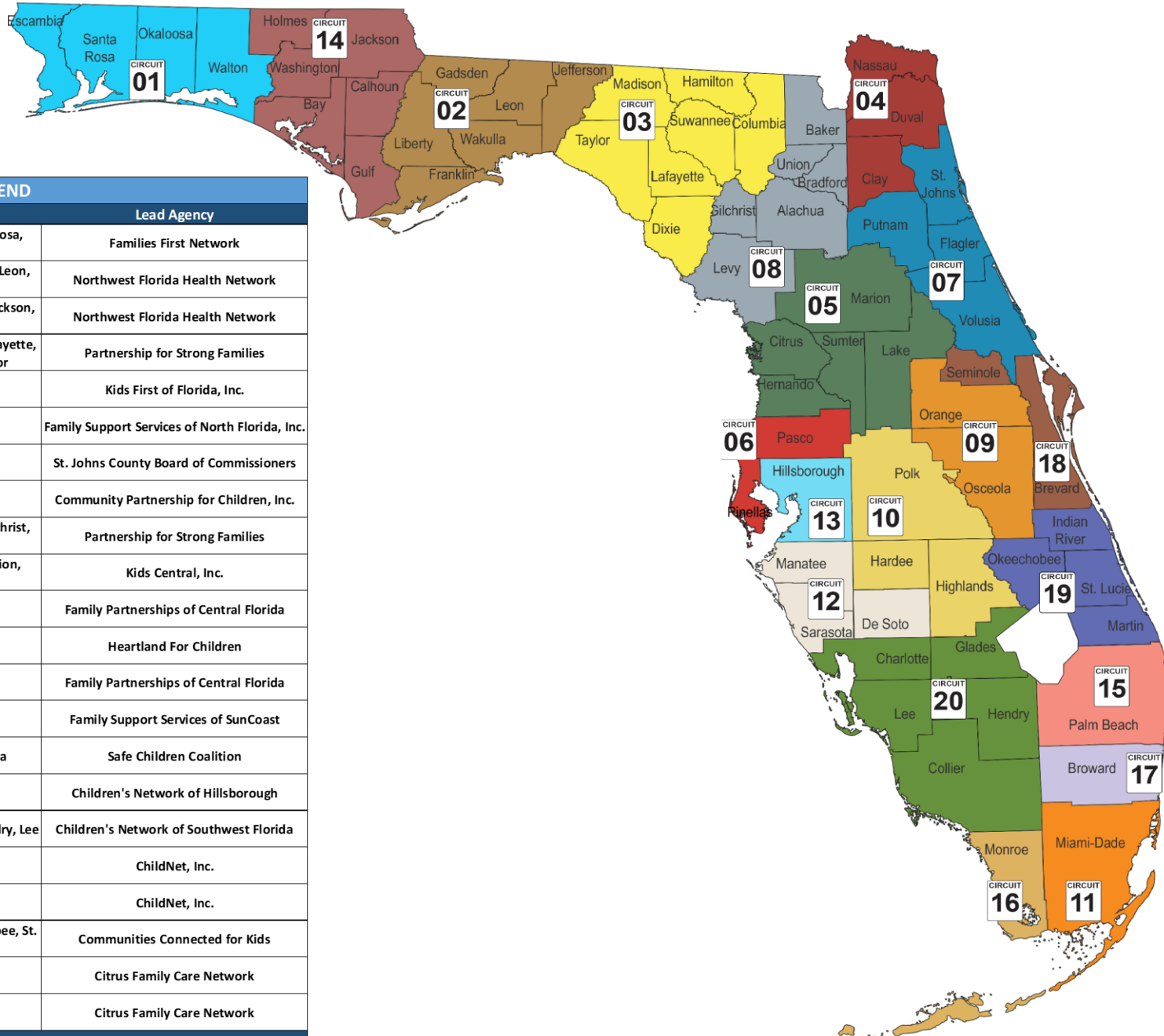
Relative / Non-Relative Unified Home Study Approval Status

45 Days since Case Transfer - **Past Due**

Agency	# of UHS	Status - Pending	Status - No UHS
CHS	6	3	3
LSF	2	1	1
OHU	4	1	3
Total	12	5	7



Community Based Care Lead Agency Map



LEGEND

Circuit	Region	Counties	Lead Agency
1	North West	Escambia, Okaloosa, Santa Rosa, Walton	Families First Network
2		Franklin, Gadsden, Jefferson, Leon, Liberty, Wakulla	Northwest Florida Health Network
14		Bay, Calhoun, Gulf, Holmes, Jackson, Washington	Northwest Florida Health Network
3	North East	Columbia, Dixie, Hamilton, Lafayette, Madison, Suwannee, Taylor	Partnership for Strong Families
4		Clay	Kids First of Florida, Inc.
4		Duval, Nassau	Family Support Services of North Florida, Inc.
7		St. Johns	St. Johns County Board of Commissioners
7		Flagler, Putnam, Volusia	Community Partnership for Children, Inc.
8		Alachua, Baker, Bradford, Gilchrist, Levy, Union	Partnership for Strong Families
5	Central	Citrus, Hernando, Lake, Marion, Sumter	Kids Central, Inc.
9		Orange, Osceola	Family Partnerships of Central Florida
10		Hardee, Highlands, Polk	Heartland For Children
18		Seminole, Brevard	Family Partnerships of Central Florida
6	Sun Coast	Pasco, Pinellas	Family Support Services of SunCoast
12		DeSoto, Manatee, Sarasota	Safe Children Coalition
13		Hillsborough	Children's Network of Hillsborough
20		Charlotte, Collier, Glades, Hendry, Lee	Children's Network of Southwest Florida
15	South East	Palm Beach	ChildNet, Inc.
17		Broward	ChildNet, Inc.
19		Indian River, Martin, Okeechobee, St. Lucie	Communities Connected for Kids
11	Southern	Miami-Dade	Citrus Family Care Network
16		Monroe	Citrus Family Care Network

DATES FOR MAY

- National Foster Care Month
- Water Safety Month
- Mental Health Awareness
- Mother's Day – May 11
- Memorial Day – May 26

SAFETY RESOURCES

Internet Safety and Tips

- [Information, Advice and Support to Keep Children Safe Online \(internetmatters.org\)](#)
- [NetSmartz Home \(missingkids.org\)](#)

Safe Sleep

- www.ounce.org/safe_sleep.html

Swim Safety Tips

- Pool Party Water Safety Tips: bit.ly/41UoFcY
- Water Safety Tips: ounce.org/water_safety.html

Hot Car Safety Tips

- nhtsa.gov/campaign/heatstroke

COMMUNITY RESOURCES

Summer Camp Guide for Circuit 10

heartlandforchildren.org/summercamps

Good Shepherd Hospice Grief Support Programs

<https://www.chaptershealth.org/care-support/grief-services/>

Polk County Free Things To Do

<https://lakelandmom.com/free-things-to-do-in-lakeland/>

Polk Plays

- Does your child use a school readiness voucher through the Early Learning Coalition of Polk County?
- Are you a Polk County resident with an EBT SNAP card?

If you answer yes to EITHER of these questions, you can receive a FREE one-year membership to Florida Children's Museum. Membership includes all members of your household. Learn more and sign up at polkplays.org

Solo Parent

This FREE program is designed to empower single parents by unlocking their emotional, spiritual, and physical potential. Learn more: <https://soloparent.org/florida>

Free Books for Children 0-5

uwcf.org/dolly-partons-imagination-library/

United Way's 211

Call 211 or visit 211.org

Getting free confidential help for needs such as food, housing, employment, utilities, mental health and much more is just a text, call, or click away.

ECHO Ministries

Help provide tangible needs to children in foster, adoptive, relative and non-relative care. To Donate: ECHO Distribution Center every Wednesday from 9AM-12PM at 3625 Century Blvd Unit 1A, Lakeland, FL. <https://www.echoministriesflorida.net/>

Find Help (Previously Aunt Bertha)

<https://www.findhelp.org/>

Find local resources for food, health, housing, employment programs & other community resources in seconds.

FREE Tax Prep

<https://myfreetaxes.com/>

HOPE FLORIDA A PATHWAY TO PROSPERITY Call 850-300-HOPE

myfamilies.com/services/hope-florida

Services offered by Hope Navigators:

- Identifying goals and barriers
- Referrals to local, community-based partners
- One-on-one support to develop a plan to achieve economic-self sufficiency

Autism/ASD Support Group

Last Friday of each month 10AM-11:30AM

At Bonnet Springs Park in Lakeland
Childcare will be provided.

Please call (813) 455-2846 or

email Efigueroa2@usf.edu to register.

Circuit 10 Children's Mental & Behavioral Health Resources

<https://sites.google.com/view/floridac10/mhbbresources/home>

On this site you will find:

- o Heartland for Children's Parent Portal
- o MyFloridaMyFamily Community Services
- o Florida Mobile Response Team- 24/7 Crisis Assistance
- o Florida Statewide Medicaid Managed Care
- o Florida Association of Christian Child Caring Agencies
- o Florida Network Short-term Residential Programs
- o Center for Autism Related Disabilities (CARD)
- o National Alliance on Mental Illness
- o Post Adoption Support
- o Zebra Coalition
- o Central FL Behavioral Health Network
- o Hope Florida – A Pathway to Prosperity

Food Distribution Schedule

Polk, Highlands and Hardee Counties Food Distribution Sites

uwcf.org/initiatives/endhunger/schedule/

Healthy Families Florida

Family support and coaching program that helps parents provide the safe and stable environments children need for healthy growth and development.

healthyfamiliesfla.org/programs_map.html

Domestic Violence Services

Peace River Center's Domestic Violence Program provides free, confidential services for individuals affected by domestic violence, sexual assault and human trafficking crimes, their family members and friends in Polk, Hardee and Highlands counties.

24-Hour Domestic Violence Crisis Lines

Hardee/Highlands 863.386.1167

Polk 863.413.2700

Victim Services Office Line 863.413.2708

Victim Services – Polk County 1860 South Crystal Lake Drive, Lakeland, FL 33801

Victim Services – Hardee/Highlands Counties

1570 Lakeview Drive, Sebring, FL 33870

HFC EVENTS

Foster Care Info Nights

Thursday, May 8th at 6PM
Spring Haven Retirement

1225 Havendale Blvd. Winter Haven

Tuesday, May 13th at 6PM
Virtual via Teams

Register: 863-519-8900 x 289

Child Welfare Provider Fair

Thursday, May 22nd from 10AM-2PM
Bartow Civic Center

2250 S Floral Ave, Bartow

HFC's "Let's Talk About it" Podcast

where we provide education and resources for family matters in Polk, Highlands and Hardee Counties

[Apple Podcasts](#) / [Anchor](#) / [Spotify](#) / [Youtube](#)

POLK COUNTY

Free Trainings for Parents & Teachers

Early Learning Coalition of Polk County is hosting classes in multiple locations providing tools and resources and food. Space is limited.

Register here: <https://bit.ly/3AJgNz3>

Peer Recovery Center

Center for Behavioral Health Annex

1501 1st Street South, Winter Haven, FL 33880

Hours: Monday – Friday from 9AM-3PM

The center is a place for adults with a mental health diagnosis to receive education, support, resources and socialization.

Contact: (863) 293-1121 x 205789 for more info

Florida Children Museum

400 Bonnet Springs Blvd.

Lakeland, FL 33815

Contact: (863) 687-3869

<https://explorefc.org>

Carol Jenkin Barnett United Way Resource Center

Offers weekly classes for children from infants through age 5 where parents and children will learn and socialize as they participate in fun, stimulating, developmental activities. These classes are FREE and a great opportunity to meet other moms and caregivers.

- Breast Feeding Support Group
- Autism/ASD Support Group
- Child Development Classes
- Free Tax Prep
- Healthcare Navigator
- Free Child Development Screenings (1st Wednesday and 3rd Monday each month)
- Infant Massage Classes

Location: 400 Bonnet Springs Blvd. Lakeland, FL 33815

<https://uwcf.org/resourcecenter/>

HIGHLANDS COUNTY

Swimming Lessons at YMCA

<http://www.highlandsymca.org/aquatics.htm>

Champion for Children

Provides child abuse and neglect prevention programs and early-intervention services to children and families in Highlands County.

Contact for more info about the documentary

RESILIENCE: The Biology of Stress and the Science of Hope which talks about the connection between trauma and health.

Office: (863) 382-2905

<https://www.championforchildren.org/>

Children's Museum of the Highlands

Hands on Learning for Ages 1-12

Cost: \$8/per person (ages 1+) for all day play.

219 N Ridgewood Dr. Sebring, Florida

(863) 451-5385 (contact museum for updated hours)

Preservers of Life

Highlands County Community Nursing Organization

This organization provides prevention healthcare and helps businesses and individuals integrate holistic health and wellness practices.

Kasey Pacheco, Community Nurse Collaborator

Kasey@preserversoflife.com | (863) 420-5255

FREE GED Prep & ESOL Classes

South Florida State College is offering free classes for adults in Highlands and Hardee Counties to improve adult literacy.

Contact: Sari Crews

863-784-7473 | sari.crews@southflorida.edu

<https://www.southflorida.edu/future-students/general-educational-development-program-ged>

HARDEE COUNTY

Hardee County Swimming Resources

[Swim Lessons](#) | [Florida Department of Health in Hardee \(floridahealth.gov\)](#)

Hardee Help Center

A Christ-centered community service organization bringing hope & healing to Hardee County families in difficult seasons of life.

713 E Bay Street Wauchula, FL 33873

Contact: info@hardeehelpcenter.com | 863-773-0034

Visit Hardee

Website for upcoming events, community updates and resources: <https://www.visithardee.com/events>

FREE GED Prep & ESOL Classes

South Florida State College is offering free classes for adults in Highlands and Hardee Counties to improve adult literacy.

Contact: Sari Crews

863-784-7473 | sari.crews@southflorida.edu

<https://www.southflorida.edu/future-students/general-educational-development-program-ged>