

Performance & Quality Improvement (PQI) Report

Data for week ended Sunday, October 20, 2024



Mission

Improving safety, permanency and well-being for all children in Polk, Highlands, and Hardee Counties

Vision

To eliminate child abuse and neglect in Polk, Highlands, and Hardee Counties



Community Based Care Lead Agency Scorecard

FY 24-25, Quarter 1 Performance

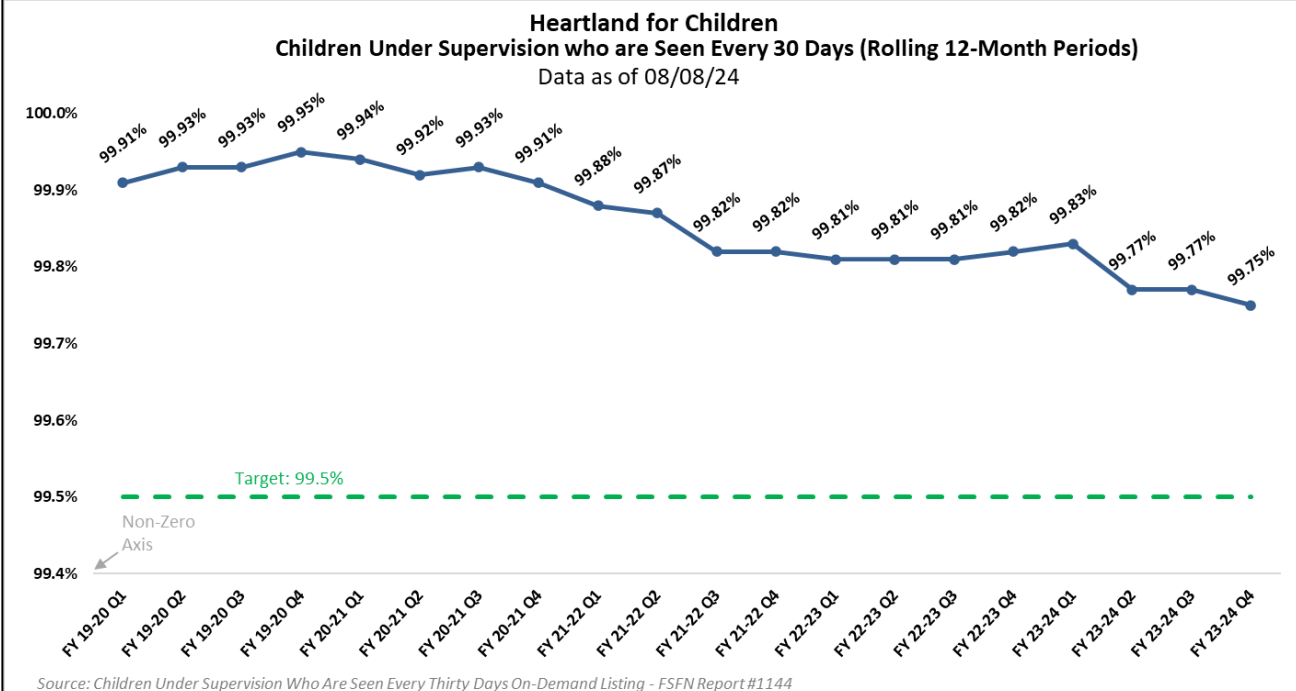
CBC Lead Agency Scorecard Performance Table	Safety	Permanency	Permanency	Permanency	Permanency	Safety	Safety	Well-Being	Permanency	Permanency	Permanency
Measures	1. Children with no recurrence of verified maltreatment within 12 months of a prior verified maltreatment	2.Children achieving permanency within 12 months of entering care.	3. Children achieving permanency within 12 months for children in Out-of-home care between 12 and 23 months.	4. Children achieving permanency within 12 months for children in out-of-home care for 24 months or more	5. Children who do not re-enter foster care within 12 months of moving to a permanent home.	6. Rate of children not abused or neglected while in out-of-home care.	7. Percent of children not abused or neglected while receiving in-home services.	8. Percent of children under supervision who are seen every 30 days.	9. Rate of children's placement moves per 1,000 days in foster care.	10. Percent of children placed with relatives or nonrelatives.	11. Percent of sibling groups where all siblings are placed together.
Quarterly Scheduled FSFN Listing Report #	1229	1159	1160	1237	1162	1272	1156	1158	1161	1325	1166
Standard	90.3%	35.2%	43.8%	37.9%	94.4%	9.07	95.0%	99.5%	4.50	60.0%	65.0%
Reporting Period	07/01/22 to 06/30/23	10/01/22 to 09/30/23	10/01/23	10/01/23	10/01/21 to 09/30/22	07/01/23 to 06/30/24	07/01/23 to 06/30/24	10/01/23	10/01/23	09/30/24	09/30/24
ChildNet-Broward	93.66%	32.67%	56.65%	39.02%	95.16%	6.90	95.44%	99.82%	4.27	54.11%	64.08%
ChildNet-Palm Beach	96.38%	40.12%	54.84%	41.26%	92.82%	4.40	96.31%	99.80%	3.70	51.30%	66.92%
Childrens Network of SW Florida	95.63%	42.23%	66.55%	53.56%	94.37%	4.50	97.86%	99.91%	6.15	50.57%	56.38%
Childrens Network-Hillsborough	93.72%	20.95%	39.17%	50.43%	96.39%	7.96	98.08%	99.72%	4.15	51.56%	54.01%
Citrus Health Network	95.73%	20.21%	46.76%	40.42%	90.07%	6.21	98.07%	99.76%	5.65	48.51%	60.32%
Communities Connected for Kids	93.02%	36.36%	71.63%	42.19%	94.29%	13.43	95.07%	99.93%	4.09	55.01%	68.82%
Community Partnership for Children	95.10%	25.37%	60.19%	51.38%	86.46%	6.20	97.68%	99.91%	3.94	41.43%	52.76%
Family Integrity Program	96.31%	37.50%	80.00%	28.57%	91.67%	10.38	97.85%	99.87%	4.27	57.45%	55.56%
Family Partnerships of Central Florida	94.13%	24.55%	46.41%	45.93%	90.38%	7.66	95.37%	99.35%	4.68	54.22%	57.29%
Family Support Services of North Fla	94.93%	25.69%	51.52%	45.26%	95.45%	3.96	97.10%	99.75%	5.18	42.06%	46.29%
FSS Suncoast	94.37%	33.23%	49.91%	51.15%	91.44%	4.14	96.11%	99.78%	4.55	44.14%	56.37%
Heartland for Children	97.30%	34.82%	49.01%	45.45%	93.85%	5.75	96.56%	99.72%	3.23	63.37%	61.96%
Kids Central, Inc.	94.86%	28.51%	34.87%	41.77%	93.50%	4.47	96.22%	99.19%	8.64	55.68%	61.71%
Kids First of Florida, Inc.	95.12%	22.09%	46.67%	57.58%	87.50%	3.21	100.00%	99.71%	4.01	53.21%	44.74%
NWF Health Network - East	93.03%	36.16%	53.45%	45.95%	88.61%	7.01	95.90%	99.89%	4.91	56.58%	59.06%
NWF Health Network - West	90.78%	31.21%	61.63%	58.01%	96.21%	9.30	95.14%	99.84%	7.10	48.62%	53.44%
Partnership for Strong Families	94.38%	23.59%	58.08%	53.11%	95.05%	6.90	95.77%	99.61%	6.28	51.74%	49.72%
Safe Children Coalition	94.74%	38.70%	54.04%	52.91%	88.52%	7.89	96.34%	99.58%	4.88	53.55%	63.39%
Statewide	94.05%	30.53%	50.56%	48.19%	92.60%	6.46	96.59%	99.15%	5.18	51.73%	57.56%

Contract Measure – Children Seen Every Thirty Days

Percent of children under supervision who are required to be seen every 30 days – Target = 99.5%

Prior Month End		
Scorecard Measure #4 - Children Under Supervision Who Are Seen Every Thirty Days		
August 2024 as of 09/08/2024		
Report Date Range: 08/01/2024 to 08/31/2024		
Agency	# of Children <u>Not</u> seen in 30 days	% of Children seen timely
CHS	2	99.96% ★
LSF	3	99.73% ★
OHU	6	99.78% ★
NTF	0	100.00% ★
HFC	11	99.66% ★
Statewide		99.74%
<i>Source Monthly: "Children Under Supervision Who Are Seen Every Thirty Days - Report #1144"</i>		
<i>Target of 99.5%</i>		

Current Month		
Scorecard Measure #4 - Children Under Supervision Who Are Seen Every Thirty Days		
October 2024 as of 10/20/2024		
Report Date Range: 10/01/2024 to 10/31/2024		
Agency	# of Children <u>Not</u> seen in 30 days	% of Children seen timely
CHS	12	99.64% ★
LSF	3	99.93% ★
OHU	2	99.92% ★
NTF	3	99.38%
HFC	20	99.81% ★
Statewide		99.67%
<i>Source Monthly: "Children Under Supervision Who Are Seen Every Thirty Days - Report #1144"</i>		
<i>Target of 99.5%</i>		



Monthly Birth Parent Contacts

Target = 70% Mothers and 50% Fathers - seen monthly

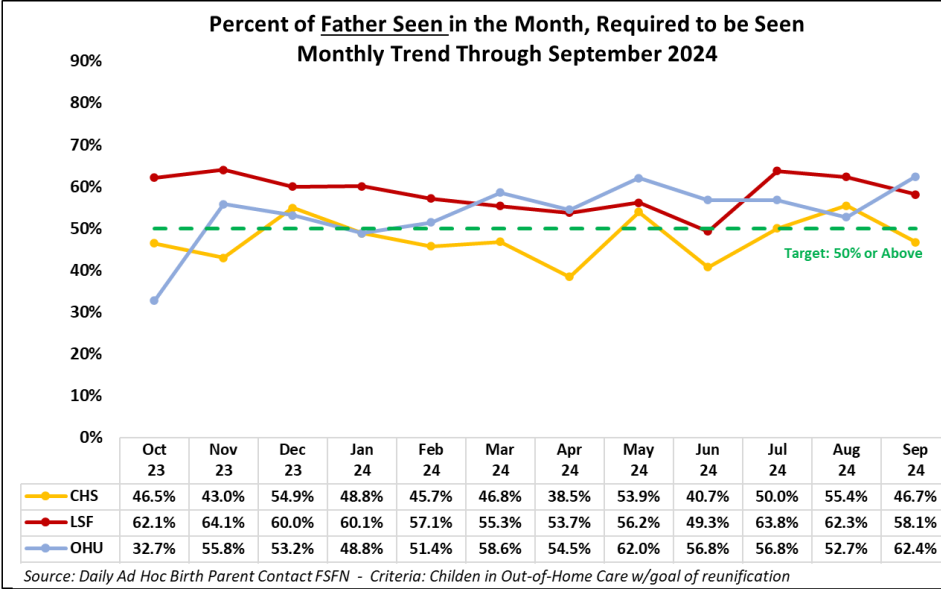
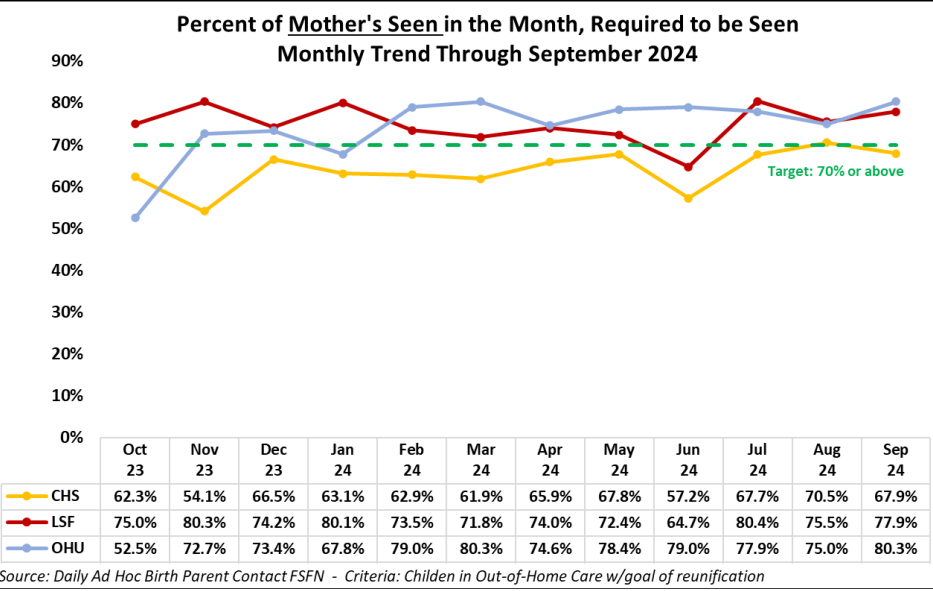
Current
Month

Birth Parent Contact Completed						
October 2024 as of 10/20/2024 (Point in Time)						
AGENCY	# Moms Required	# Moms Completed	Mom % Completed	# Dads Required	# Dads Completed	Dad % Completed
CHS	132	49	37.1%	92	21	22.8%
LSF	132	56	42.4%	106	41	38.7%
OHU	175	57	32.6%	129	28	21.7%
TOTAL	439	162	36.9%	327	90	27.5%

Criteria: Childen in Out-of-Home Care w/goal of reunification
 Source: Daily Ad Hoc Birth Parent Contact FSN

Mothers Seen Target: 70%
 Fathers Seen Target: 50%

- Mother Contact, Target is 70% or above
- Father Contact, Target is 50% or above



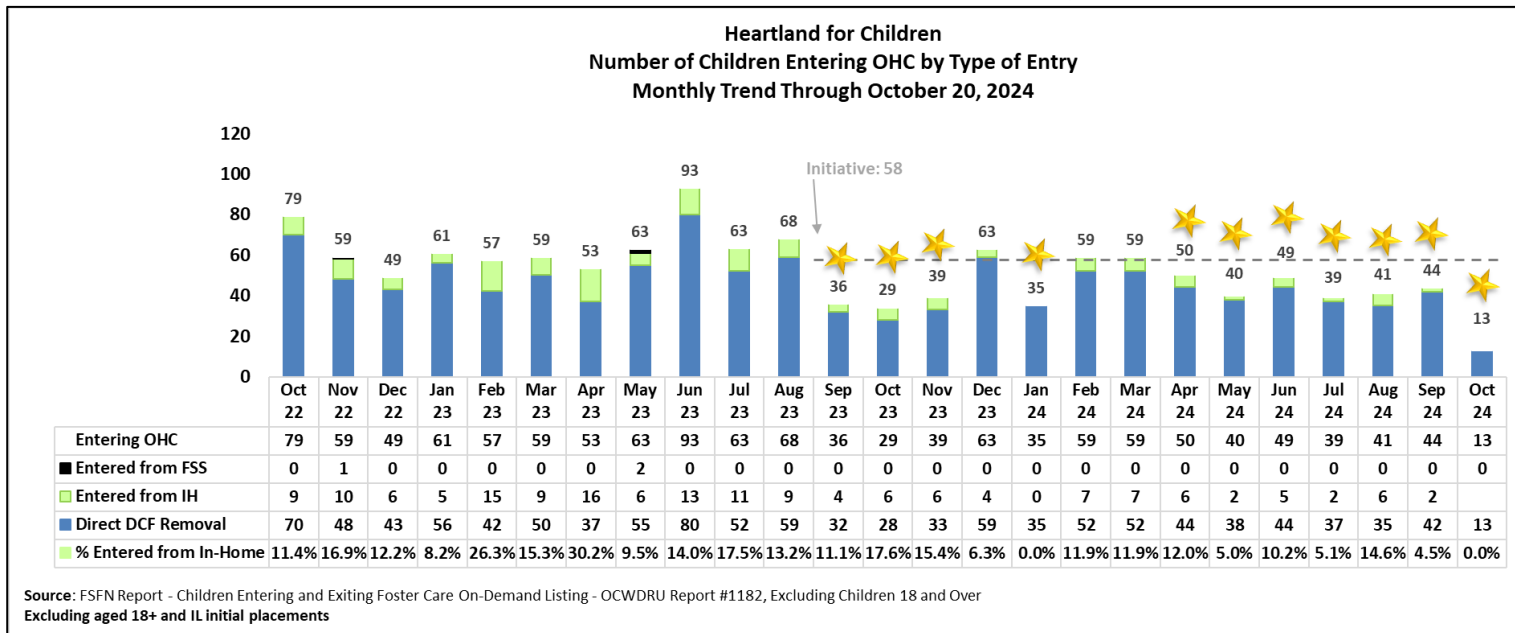
Case Transfer Staffing Data

Case Transfer Data For Fiscal Year 2023/24 - Data as of 10/20/2024

	JUL	AUG	SEPT	OCT	NOV	DEC	JAN	FEB	MAR	APR	MAY	JUN	24-25 Totals	23-24 Totals	22-23 Totals	21-22 Totals	20-21 Totals	19-20 Totals		JUL	AUG	SEPT	OCT	NOV	DEC	JAN	FEB	MAR	APR	MAY	JUN	24-25 Totals	23-24 Totals	22-23 Totals	21-22 Totals	20-21 Totals	19-20 Totals
Number of Children																		NON-JUDICIAL IN HOME SERVICES																			
CHS	17	13	6	8	0	0	0	0	0	0	0	0	44	204	347	358	426	414	CHS	0	0	0	0	0	0	0	0	0	0	0	0	0	0	0	0	0	
LSF	14	20	22	7	0	0	0	0	0	0	0	0	63	212	401	355	443	439	LSF	0	0	0	0	0	0	0	0	0	0	0	0	0	0	0	0	0	
NTF	29	14	27	4	0	0	0	0	0	0	0	0	74	185	0	0	0	0	NTF	29	21	27	4	0	0	0	0	0	0	0	0	0	0	0	0	0	
OHU Polk	2	21	3	0	0	0	0	0	0	0	0	0	26	78	141	147	162	177	OHU Polk	0	0	0	0	0	0	0	0	0	0	0	0	0	0	0	0	0	
One Hope	28	27	30	7	0	0	0	0	0	0	0	0	92	479	439	503	550	518	One Hope	0	0	0	0	0	0	0	0	0	0	0	0	0	0	0	0	0	
Total	90	95	88	26	0	0	0	0	0	0	0	0	299	1158	1328	1363	1581	1548	Total	29	21	27	4	0	0	0	0	0	0	0	0	0	0	0	0	0	
Out of Home Care																		OCS / ICPC Courtesy Supervision																			
CHS	13	12	3	8	0	0	0	0	0	0	0	0	36	141	229	200	220	240	CHS	0	0	0	0	0	0	0	0	0	0	0	0	0	0	0	0	0	
LSF	10	12	14	6	0	0	0	0	0	0	0	0	42	151	237	188	267	253	LSF	0	0	0	0	0	0	0	0	0	0	0	0	0	0	0	0	0	
OHU Polk	2	15	3	0	0	0	0	0	0	0	0	0	20	47	98	103	75	91	OHU Polk	0	0	0	0	0	0	0	0	0	0	0	0	0	0	0	0	0	
One Hope	2	0	7	5	0	0	0	0	0	0	0	0	14	164	102	113	150	106	One Hope	24	25	23	0	0	0	0	0	0	0	0	0	0	0	0	0	0	
Total	27	39	27	19	0	0	0	0	0	0	0	0	112	503	666	604	712	690	Total	24	25	23	0	0	0	0	0	0	0	0	0	0	0	0	0	0	
IN - HOME JUDICIAL																		Reinstatement of Protective Services Supervision (Notice of Hearings)																			
CHS	0	0	0	0	0	0	0	0	0	0	0	0	0	17	10	4	17	38	CHS	0	0	3	0	0	0	0	0	0	0	0	0	0	0	0	0	0	
LSF	0	6	6	0	0	0	0	0	0	0	0	0	12	9	10	16	23	40	LSF	3	0	0	0	0	0	0	0	0	0	0	0	0	0	0	0	0	
OHU Polk	0	1	0	0	0	0	0	0	0	0	0	0	1	7	0	2	10	40	OHU Polk	0	0	0	0	0	0	0	0	0	0	0	0	0	0	0	0	0	
One Hope	0	0	0	0	0	0	0	0	0	0	0	0	0	8	6	6	4	8	One Hope	1	0	0	0	0	0	0	0	0	0	0	0	0	0	0	0	0	
Total	0	7	6	0	0	0	0	0	0	0	0	0	13	49	27	28	54	126	Total	4	0	3	0	0	0	0	0	0	0	0	0	0	0	0	0	0	

Children Entering Out of Home Care

The percentage of cases that were converted from non-judicial to judicial for the previous month



Children Re-Entering Out-of-Home Care

Number of Children in a Recent Removal Episode Who Have Had a Prior Reunification or Permanent Guardianship

Re-Entry
into OHC
Last 2
Weeks

No new re-entry into OHC entered into FSFN in the last 2 weeks

Source: FSFN Data Warehouse Ad Hoc Report,

Scorecard Measures 5 – Children Who Do Not Re-Enter into OHC after Achieving Permanency

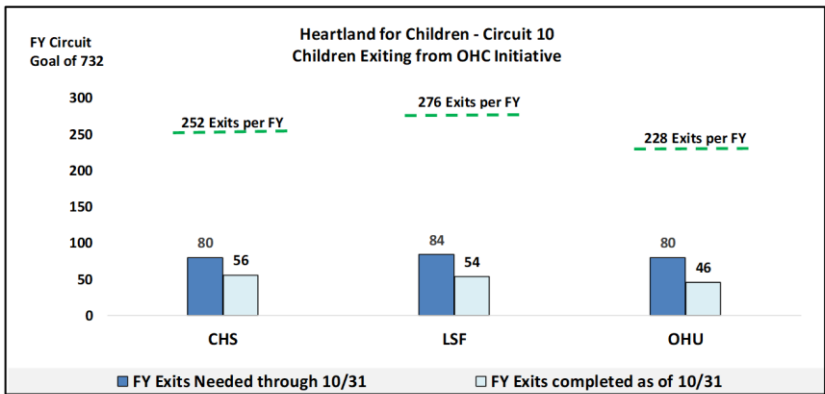
SM05 - Percent of children exiting care to a permanent home within 12 months of entering care – **Target = 94% or Greater**

FY 24/25
Contract Measure – Target = 94%

FY 24/25 as of 10/20/2024			
Children Who Do <u>Not</u> Re-Enter Care within 12 Months for Children Achieving Permanency July 2023 - June 2024			
Agency	Maintained No Removal Episode	Total Children Permanency w/in 1 year	Percentage Permanency Maintained
CHS	87	92	94.57%
LSF	87	87	100.00%
OHU	70	73	95.89%
HFC Total	245	253	96.84%
Statewide	2,616	2,788	93.83%

Source: Children Who Do Not Re-Enter Foster Care within Twelve (12) Months of Moving to a Permanent Home On-Demand Listing, Report #1100

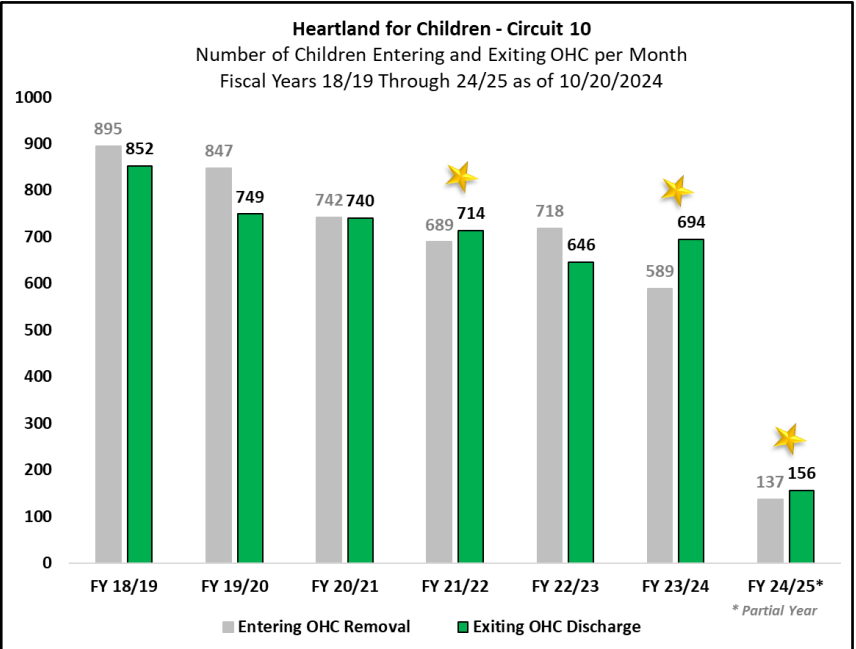
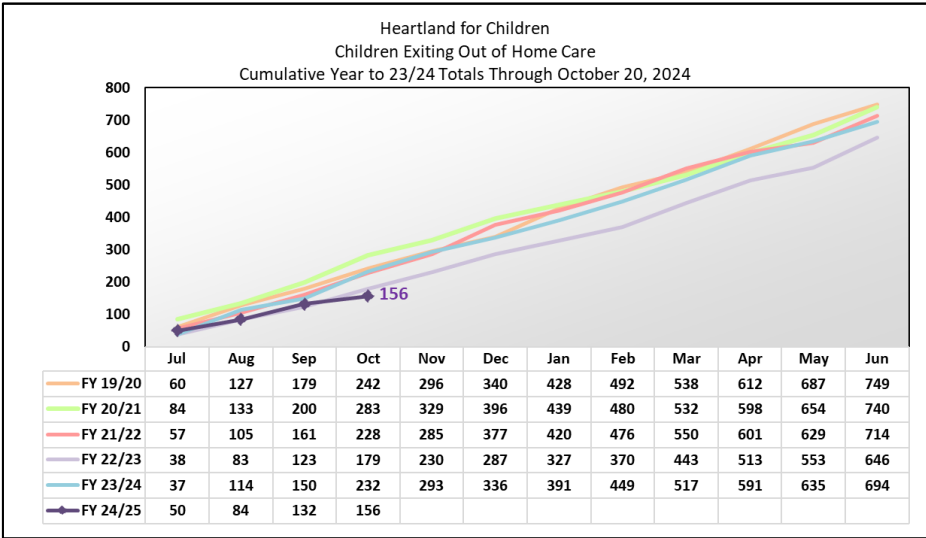
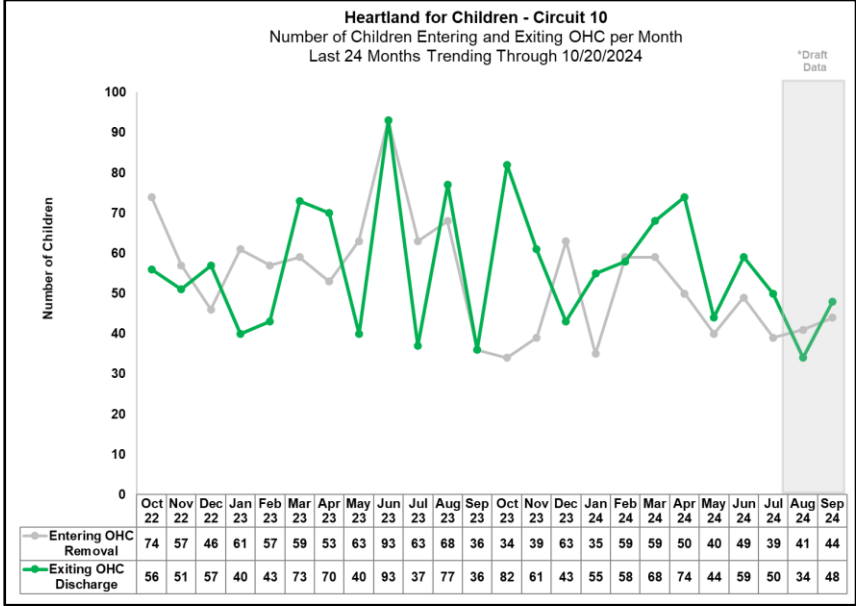
FY 2023-2024 Exiting Out-of-Home Care Initiative



Children Exiting Out-of-Home Care as of 10/20/2024
 Green: Month's CMO or Circuit reached their monthly exits
 Orange: Adoptions exceed 25% of exits

	Monthly Need Rest of FY	Jul 24	Aug 24	Sep 24	Oct 24	Nov 24	Dec 24	Jan 25	Feb 25	Mar 25	Apr 25	May 25	Jun 25
CHS	20	20	12	14	10								
LSF	22	11	14	19	10								
OHU	22	19	8	15	4								
HFC	64	50	34	48	24								
Adoptions of Exits	12 of 50	6 of 34	19 of 48	1 of 24									
% of Adoptions	24.0%	17.6%	39.6%	4.2%									

*Partial Month
 ★ Total of 61 of more exits from OHC in a month
 Source: FSN Report 1182, excluding 18+, EFC



Children Achieving Permanency within 12 Months for Children in Out-of-Home Care

Less than 12 Months

FY 24/25 Target is 35%

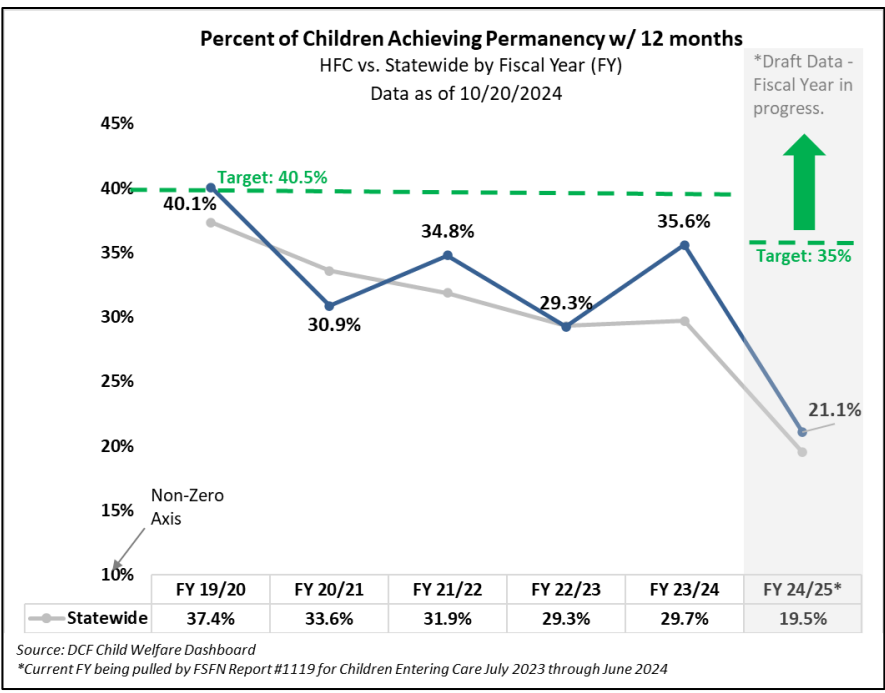
FY 24/25, Target 35%				Percent Timely FY 23/24 (last FY)
Children Achieving Permanency within 0-12 Mths for Children Entering OHC July 2023 to June 2024 (as of 10/20/2024)				
Agency	Permanency within 12 mths	Total Children Entered OHC	Percent Timely Permanency	
CHS	46	179	25.7%	36.8%
LSF	39	197	19.8%	36.1%
OHU	41	222	18.5%	33.8%
HFC Total	126	598	21.1%	35.6%
Statewide	1,560	7,993	19.5%	29.7%

Source: Children Exiting OHC to a Permanent Home within Twelve Months of Entering Care #1119
*Permanency = adoption, permanent guardianship or reunification w/ parent



FY 2024 / 2025, Target 35%			
Children Achieving Permanency within 0-12 Mths for Children Entering OHC July 2023 - June 2024 (as of 10/20/2024)			
Agency / Unit (Actual)	Permanency within 12 mths	Total Children Entered OHC	Percent Timely Permanency
CHS	46	179	25.7%
141834-CHSFL	6	13	46.2%
141846-CHSFL	3	26	11.5%
141839-CHSFL	5	59	8.5%
141835-CHSFL (Adop)	6	26	23.1%
141852-CHSFL	23	42	54.8%
LSF	39	197	19.8%
141828-LSF	7	28	25.0%
141827-LSF	2	34	5.9%
141836-LSF	4	17	23.5%
141845-LSF	6	24	25.0%
141848-LSF	4	16	25.0%
141849-LSF	9	45	20.0%
141850-LSF (Adop)	5	10	50.0%
141929-LSF	2	22	9.1%
14-HFC-LSF ADMIN (IL)	0	1	0.0%
OHU	41	222	18.5%
142853-OHU-HARDEE	2	24	8.3%
142854-OHU-HIGHLANDS (IL)	0	1	0.0%
142855-OHU-HIGHLANDS	16	90	17.8%
140121-OHU-HIGHLANDS (Adop)	2	12	16.7%
142858 OHU-POLK	12	42	28.6%
142852-OHU-POLK	2	35	5.7%
142856-OHU-POLK	7	18	38.9%
HFC Total	126	598	21.1%
Statewide	1,560	7,993	19.5%

Source: Children Exiting OHC to a Permanent Home within Twelve Months of Entering Care #1119
*Permanency = adoption, permanent guardianship or reunification w/ parent



Children Achieving Permanency in 12 Months for Children in Out-of-Home Care between 12-23 month FY 24/25 Target is 43.8%

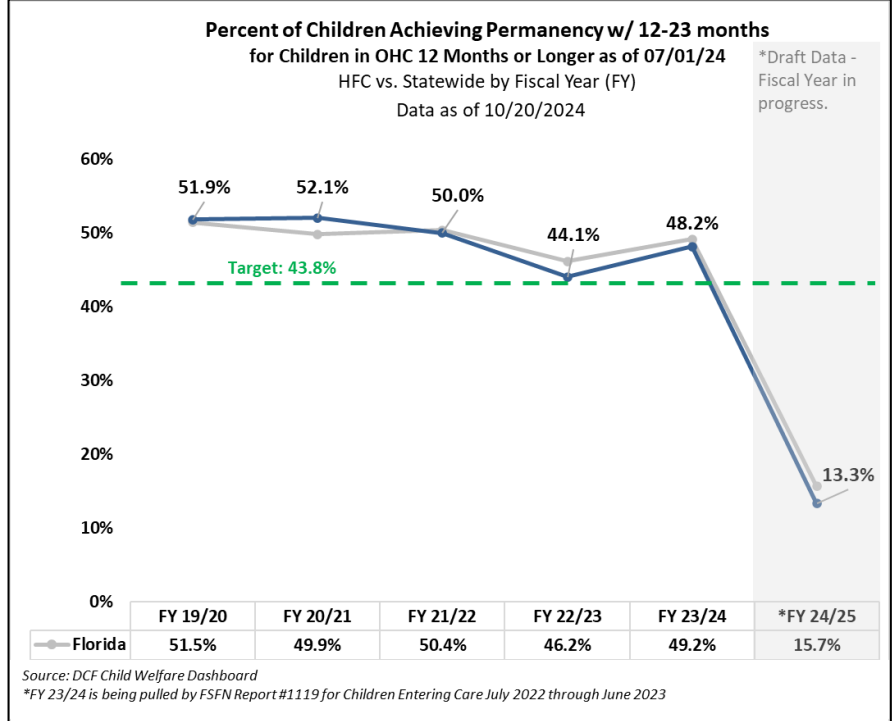
FY 24/25, Target 43.8%				Percent Timely FY 23/24 (last FY)
Children Achieving Permanency within 12-23 Mths for Children in OHC 12-23 Months as of 07/01/24 (as of 10/20/2024)				
Agency	Permanency within 12-23 mths	Total Children LOS 12-23 mths	Percent Timely Permanency	
CHS	10	118	8.5%	52.4%
LSF	18	110	16.4%	49.5%
OHU	16	102	15.7%	42.4%
HFC Total	44	330	13.3%	48.2%
Statewide	764	4,878	15.7%	49.2%

Source: Children Achieving Permanency w/ 12 Months for children in OHC 12-23 Months #1138
**Permanency = adoption, permanent guardianship or reunification w/ parent*



FY 24/25, Target 43.8%			
Children Achieving Permanency within 12-23 Mths for Children in OHC 12-23 Months as of 07/01/24 (as of 10/20/2024)			
Agency / Unit	Permanency within 12 mths	Total Children Entered OHC	Percent Timely Permanency
CHS	10	118	8.5%
141846-CHSFL	3	15	20.0%
141839-CHSFL	2	33	6.1%
141835-CHSFL (Adop)	3	31	9.7%
141852-CHSFL	1	22	4.5%
LSF	18	110	16.4%
141828-LSF	1	16	6.3%
141827-LSF	1	10	10.0%
141836-LSF	2	10	20.0%
141845-LSF	3	9	33.3%
141848-LSF	2	8	25.0%
141849-LSF	2	27	7.4%
141850-LSF (Adop)	4	10	40.0%
141929-LSF	3	19	15.8%
OHU	16	102	15.7%
142853-OHU-HARDEE	4	25	16.0%
142855-OHU-HIGHLANDS	0	13	0.0%
140121-OHU-HIGHLANDS (Adop) ★	6	11	54.5%
142858 OHU-POLK	0	19	0.0%
142852-OHU-POLK	4	16	25.0%
142856-OHU-POLK	2	17	11.8%
HFC Total	44	330	13.3%
Statewide	764	4,878	15.7%

Children Exiting Out-of-Home Care to a Permanent Home within Twelve Months for Children in Out-of-Home Care Twelve to Twenty-Three Months On-Demand Listing - Report #1138



Federal Measure - Children Achieving Permanency within 12 Months for Children in Out-of-Home Care

24 Months or More

FY 23/24 Target is 37.3%

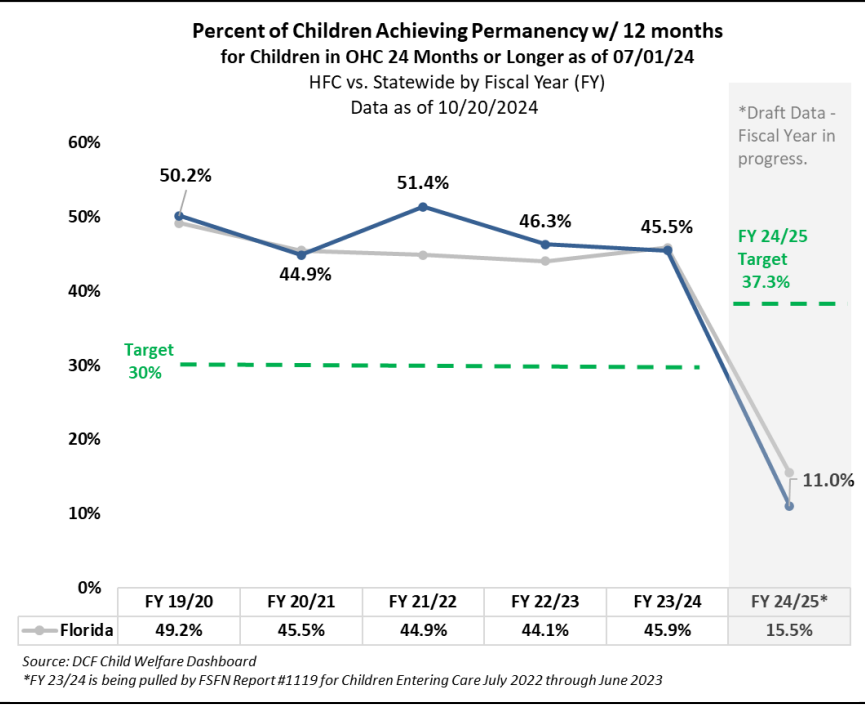
Statewide Measure - FY 24/25, Target 37.3%				Percent Timely FY 24/25 (last FY)
Children Achieving Permanency within 12 Months for Children in OHC 24+ Months as of 07/01/24 (as of 10/20/2024)				
Agency	Permanency Since July 1st	Total Children in OHC 24+ Months	Percent Timely Permanency	
CHS	7	92	7.6%	43.6%
LSF	9	113	8.0%	46.1%
OHU	18	103	17.5%	46.4%
HFC Total	34	308	11.0%	45.5%
Statewide	794	5,122	15.50%	45.9%

Source: Children Achieving Permanency w/ 12 Months for children in OHC 24 Months or Longer #1197
*Permanency = adoption, permanent guardianship or reunification w/ parent



Statewide Measure - FY 24/25, Target 37.3%			
Children Achieving Permanency within 12 Months for Children in OHC 24+ Months as of 07/01/24 (as of 10/20/2024)			
Agency / Unit	Permanency Since July 1st	Total Children in OHC 24+ Months	Percent Timely Permanency
CHS	7	92	7.6%
141832-CHSFL (IL)	0	2	0.0%
141846-CHSFL	1	7	14.3%
141839-CHSFL	0	6	0.0%
141835-CHSFL (Adop)	5	59	8.5%
141852-CHSFL	1	5	20.0%
LSF	9	113	8.0%
141828-LSF	2	25	8.0%
141827-LSF	0	5	0.0%
141836-LSF	3	23	13.0%
141845-LSF	1	14	7.1%
141848-LSF	0	2	0.0%
141849-LSF	0	9	0.0%
141850-LSF (Adop)	0	1	0.0%
141929-LSF	3	30	10.0%
OHU	18	103	17.5%
142853-OHU-HARDEE	1	18	5.6%
142855-OHU-HIGHLANDS	0	17	0.0%
140121-OHU-HIGHLANDS (Adop)	12	37	32.4%
142858 OHU-POLK	0	7	0.0%
142852-OHU-POLK	1	8	12.5%
142856-OHU-POLK	4	15	26.7%
HFC Total	34	308	11.0%
Statewide	794	5,122	15.5%

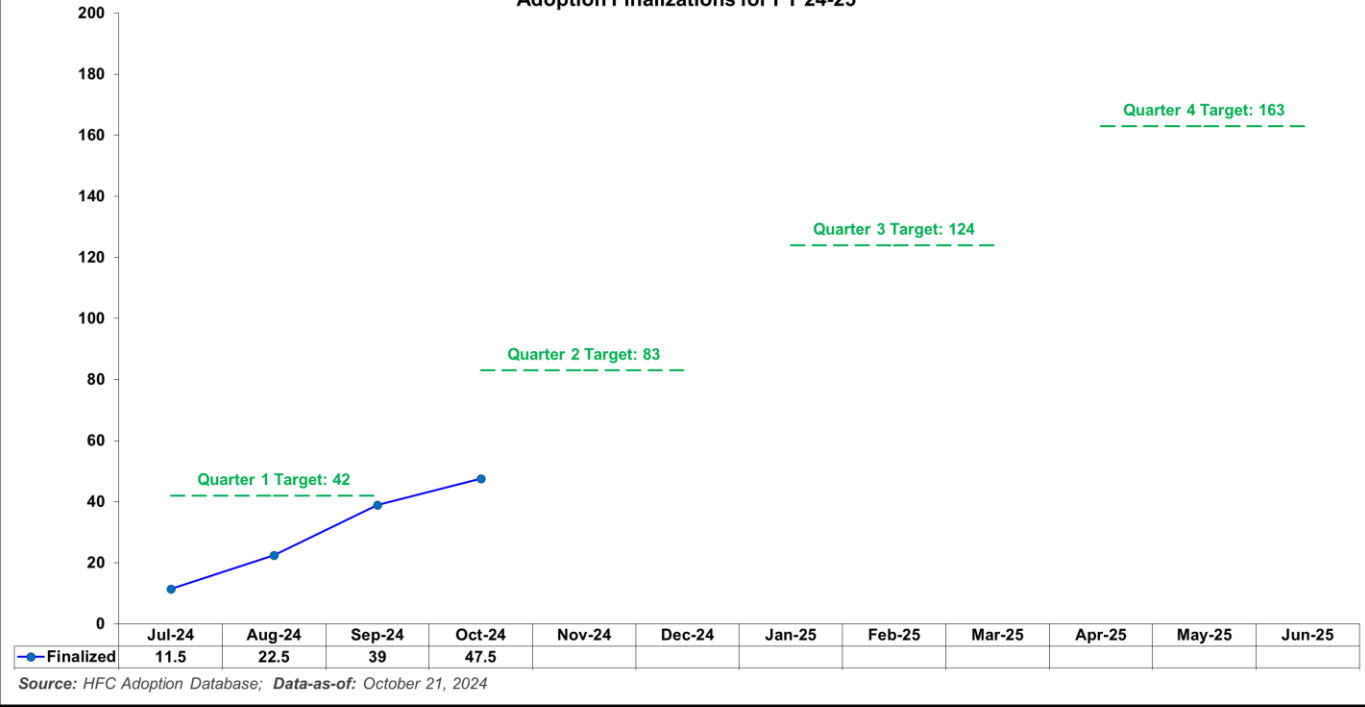
Children Exiting Out-of-Home Care to a Permanent Home within Twelve Months for Children in Out-of-Home Care Twenty-Four Months or More On-Demand Listing - Report #1197



Adoption Finalizations

Percent of Adoptions Finalized with 24 Months of Removal & Percent of Adoption Goal Met

Heartland for Children - DCF Circuit 10
Adoption Finalizations for FY 24-25



Upcoming Finalization Dates FY(24/25)

- October 23 & 30, 2024
- November 13 & 20, 2024
- December 11 & 18, 2024

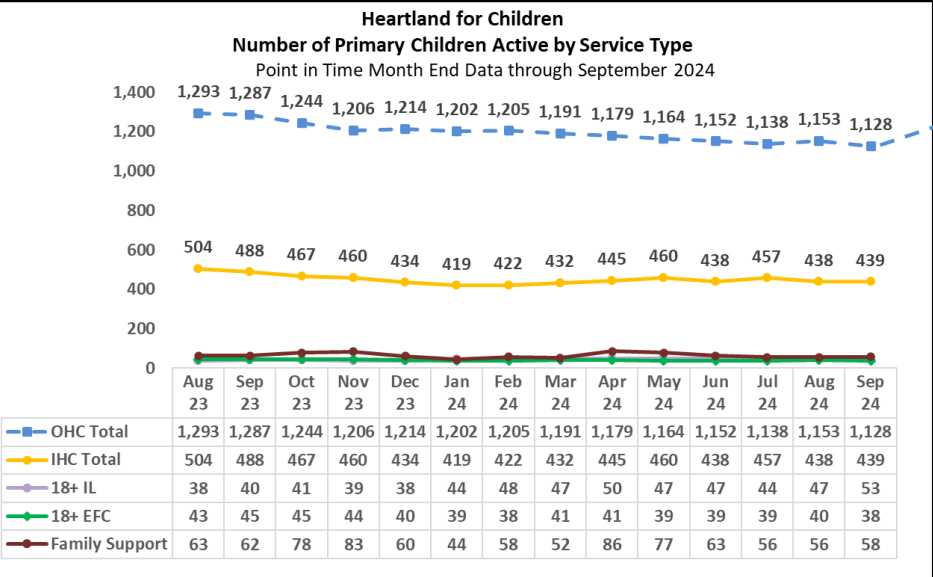
As of 10/21/24

FY 2024-2025 (Q1 Update) Quarterly Adoption Target		
CMO	Q1 Projections	Q1 Actuals
CHS	13	2.5
LSF	18	13.5
OHU	11	23
Quarterly Total	42	39

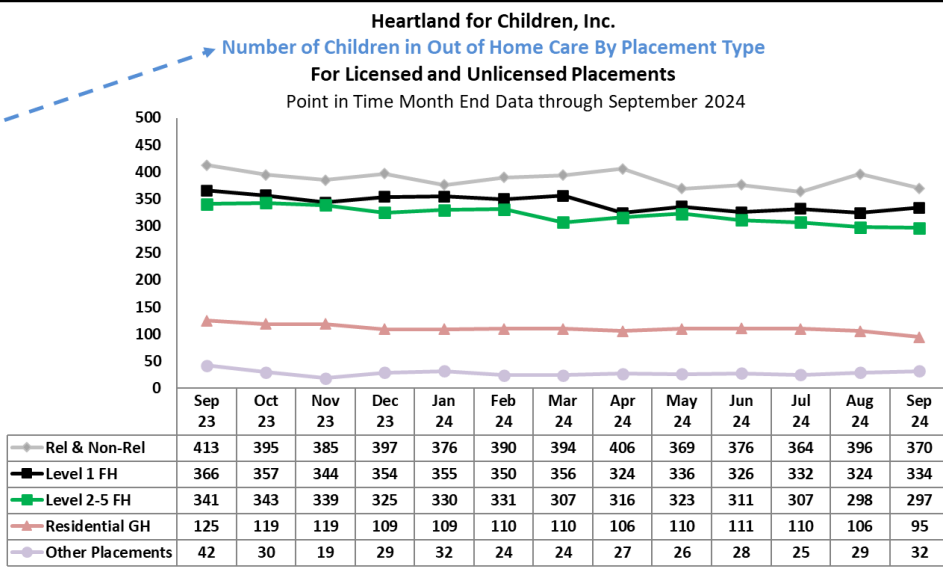
Adoption Finalizations (YTD) FY 24-25 - <u>2nd Quarter</u> as of 10/21/2024	
CMO	Finalized Adoptions YTD
CHS	8.5
LSF	16
OHU	23
Total	47.5

Children and Families being Served for In-Home, Out-of-Home and Family Support - 12 months prior

Children Served at Month End by Service Type



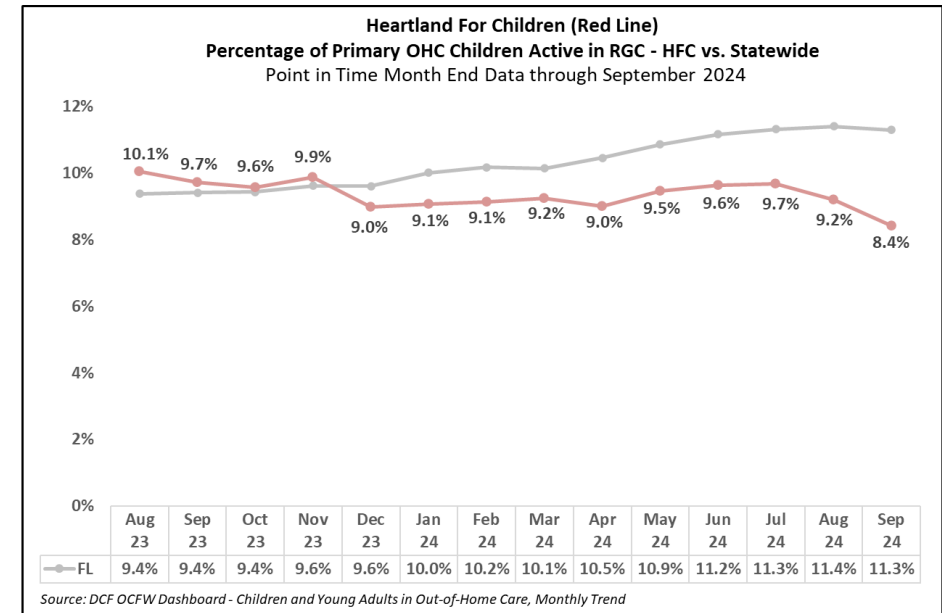
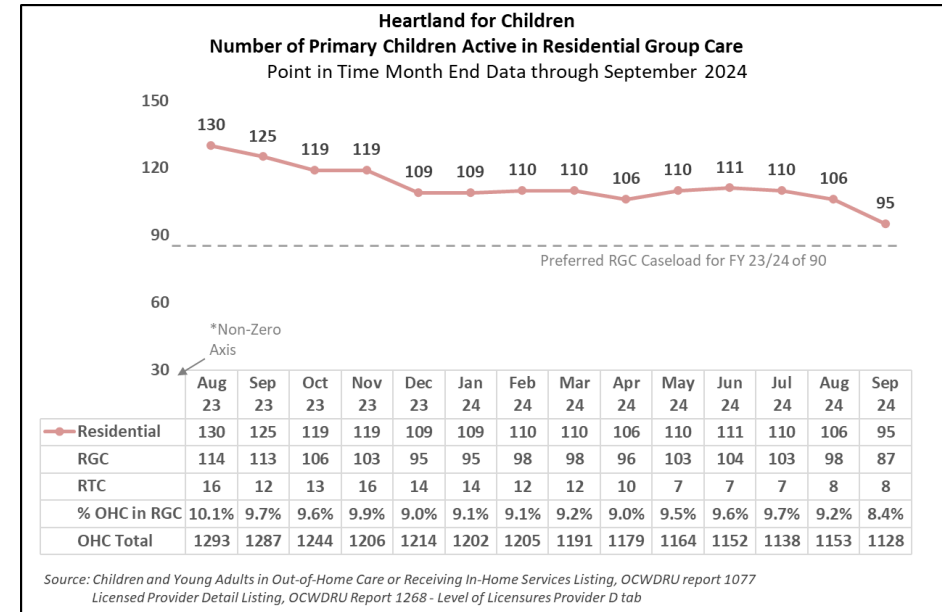
Source: Children and Young Adults in Out-of-Home Care or Receiving In-Home Services Listing, OCWDRU report 1077
Licensed Provider Detail Listing, OCWDRU Report 1268 - Level of Licensures Provider D tab



Source: FSFN rpt 1077 "Children and Young Adults in OHC or Receiving In-Home Services by Age";
FSFN rpt 1268 "Licensed Provider Detail Listing, Level of Licensures Provider" tab

Children and Families being Served for In-Home, Out-of-Home and Family Support - 12 months prior

➤ Number and Percent of Children Serviced in Residential Care



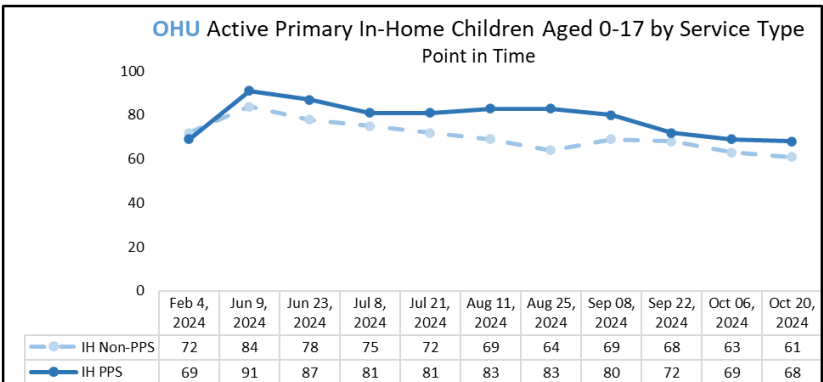
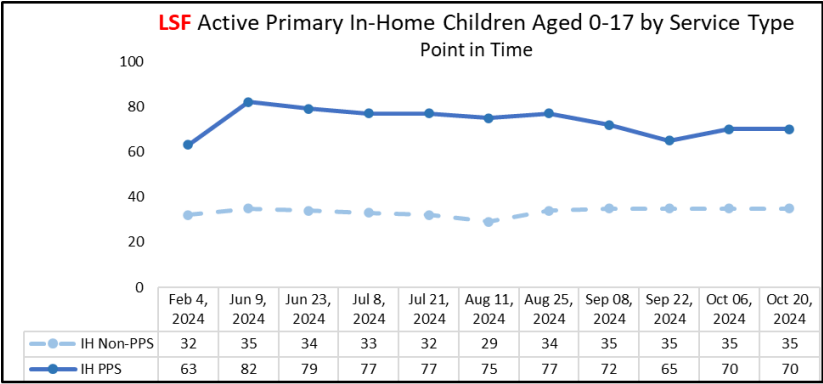
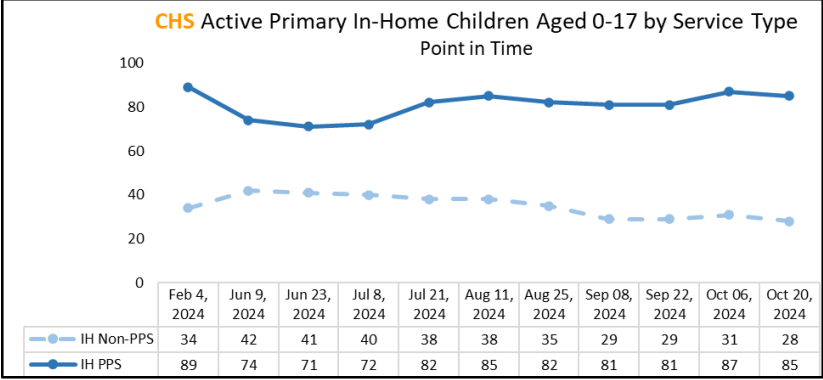
Circuit 10 Percent of Group Homes, Percent of Beds Licensed and Utilized Point in Time as of Septeber 2024 Month End

Group Home / Shelter Type	Currently licensed beds	% utilized previous month	Number of beds on the horizon for development
Shelter - NFI	12	60.0%	0
Shelter - YFA George Harris	24	75.3%	0
At-Risk: Anchor House	12	56.7%	17
At-Risk: Anchor's Haven House	0	0.0%	0
At-Risk: Anchor's Girls Home	0	0.0%	0
At-Risk: A Second Chance	6	64.5%	0
At-Risk: Serenity Place-Chandler	6	80.7%	0
At-Risk: Serenity Place-Julius	6	65.6%	0
At-Risk: Serenity Place-Villa	12	67.7%	0
At-Risk: Integrity Care - Kaley	6	96.8%	0
At-Risk: Integrity Care - Kittansett	6	53.2%	0
At-Risk: Integrity Care - Sunset	6	96.8%	0
At-Risk: Integrity Care - Whispering	6	83.9%	0

FY 2024-2025 Children In-Home Care Closures Initiative

PPS: Post Placement Supervision (Children Reunified with the Removal Parent)

Non-PPS: Children Receiving In-Home Services the entire time from Case Transfer from DCF to CMO (*Also includes ICPC)



Heartland for Children Active Primary Children Aged 0-17 Receiving In-Home Services - PPS and Non-PPS Data as of 10/20/24												
CMO	In-Home Service Type	0-4 Months	5 Months	6 Months	7-9 Months	10 Months	11 Months	12-15 Months	16-23 Months	24-35 Months	36+ Months	CMO Total
CHS	Non-PPS	2	8	5	8	0	0	1	2	0	2	28
	PPS	44	10	5	12	3	7	2	2	0	0	85
CHS Total		46	18	10	20	3	7	3	4	0	2	113
LSF	Non-PPS	14	2	1	9	0	0	0	7	1	1	35
	PPS	29	17	5	13	0	6	0	0	0	0	70
LSF Total		43	19	6	22	0	6	0	7	1	1	105
OHU	Non-PPS	23	4	1	12	1	0	6	3	3	8	61
	PPS	26	6	16	11	1	5	3	0	0	0	68
OHU Total		49	10	17	23	2	5	9	3	3	8	129
NTF	Non-PPS	84	0	0	0	0	0	1	0	0	0	85
	PPS	0	0	0	0	0	0	0	0	0	0	0
NTF Total		84	0	0	0	0	0	1	0	0	0	85
HFC	Non-PPS	123	14	7	29	1	0	8	12	4	11	209
	PPS	99	33	26	36	4	18	5	2	0	0	223
HFC Total		222	47	33	65	5	18	13	14	4	11	432

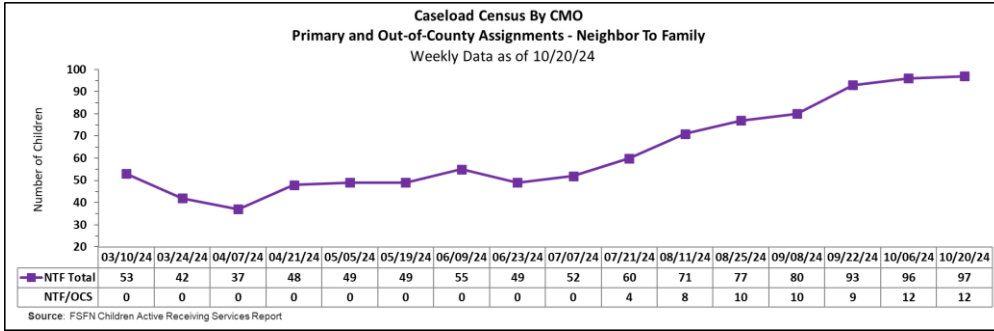
Source: Children and Young Adults Actively Receiving IH Services or in OHC Care Daily Listing - FSN Report #1329
PPS = Post Placement Supervision; Non-PPS = DCF Case Transfer to CMO, In-Home Services

In-Home Service Providers Caseload and Referrals Received				
Point-in-Time as of October 20, 2024				
In-Home Provider/Service	Current Census	Immediate Openings	Projected Openings within next 3 weeks (need Referrals to fill)	Mindshare Referrals from July 22 to Aug 10 (Referrals Since the last PQI date)
Youth Villages	32	4	8	4
Neighbor To Family (Safety Mgmt)	29	1	12	1
PRC Home to Stay (Reunification)	24	18	3	3
PRC Home to Stay (Prevention)	18	6	5	7
SCARF (Family Support)	29	22	6	14
SCARF (Legal)	9	8	2	-
UW Supervised Visitation	3	6	0	-
CHS BSFT	13	5	5	-
CHS CPP	6	3	3	-
NFI FFT- Traditional	25	3	3	10
NFI FFT- Prevention	6	0	0	-
NFI FFT- Foster Care	29	8	8	10
Chosen	2	8	8	0

Source: HFC Quality & Contract Management Department Reports

Caseload Census Information

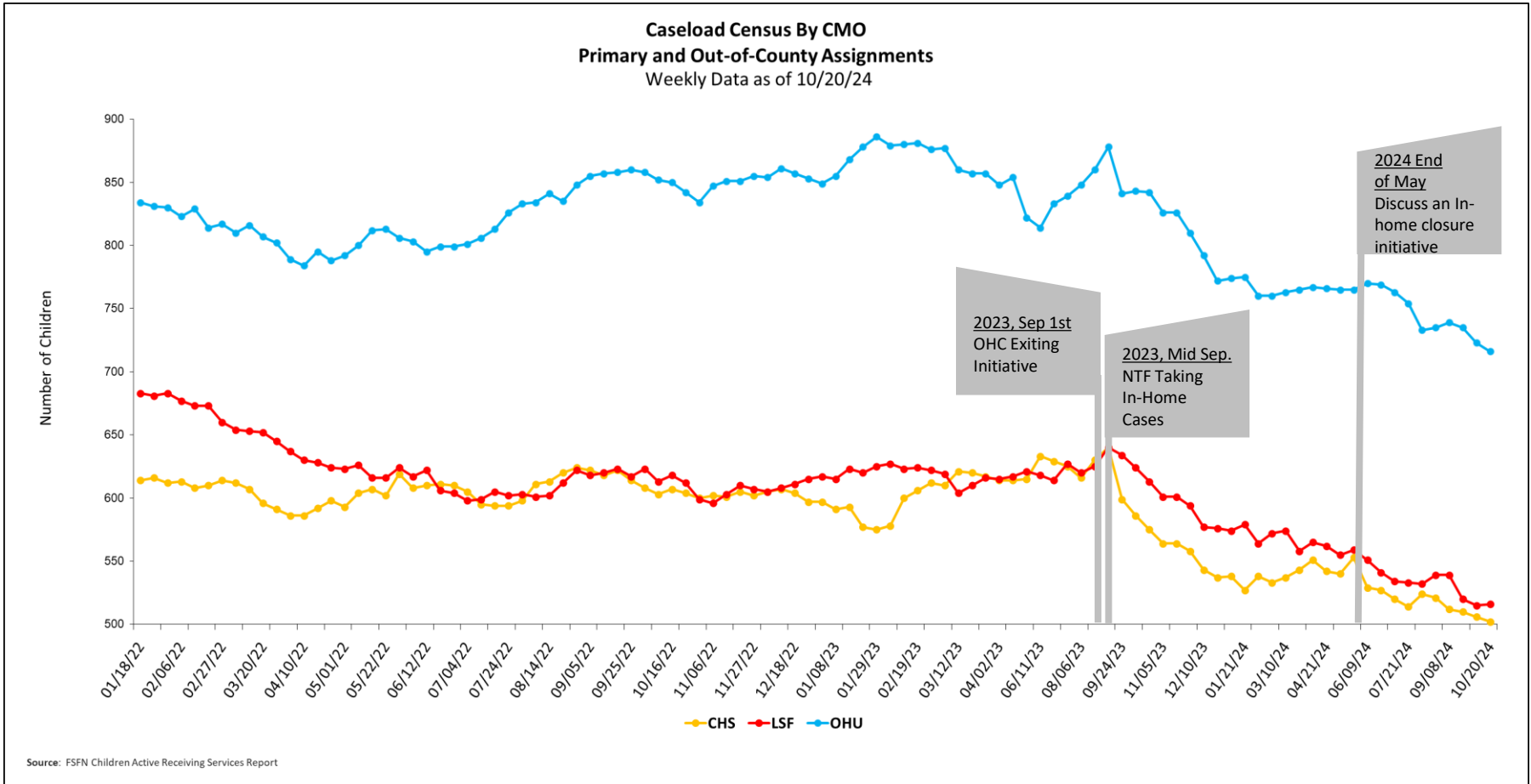
CBC Services Weekly Caseloads By CMO



Number of Children by CMO

Last 6 Reporting Periods

Agency	7/21/2024	8/11/2024	8/25/2024	9/8/2024	9/22/2024	10/6/2024	10/20/2024
CHS	514	524	521	512	510	506	502
LSF	533	532	539	539	520	515	516
OHU Primary	559	553	555	566	557	541	538
OHU/OCS	195	180	180	173	178	182	178
OHU Total	754	733	735	739	735	723	716
NTF Primary	56	63	67	70	84	84	85
NTF/OCS	4	8	10	10	9	12	12
NTF Total	60	71	77	80	93	96	97
HFC Total	1,861	1,860	1,874	1,871	1,859	1,860	1,850



Average Caseload of Case Managers

Case Manager Caseload Breakdown by Agency – Data as of 10/20/2024

Average Caseload of Case Managers							
CMO	1-5 Children in Caseload	6-15 Children in Caseload	16-24 Children in Caseload	25-29 Children in Caseload	30+ Children in Caseload	Total Case Managers*	Avg # of Children per CM
CHS	3	7	6	5	5	26	19.3
LSF	2	5	14	5	1	27	19.1
OHU	8	5	7	10	6	36	19.9
NTF	0	2	4	0	0	6	16.2
# of	13	19	31	20	12	95	19.3

Percent of Case Managers That Are at or Under the National Caseload Standard of 15			
CMO	# Case Managers w/ Primary Caseload	# with Caseload at 15 or lower	Percent at 15 or lower
CHS	26	10	38.5%
LSF	27	7	25.9%
OHU	36	13	36.1%
NTF	6	2	33.3%
HFC	95	32	33.7%

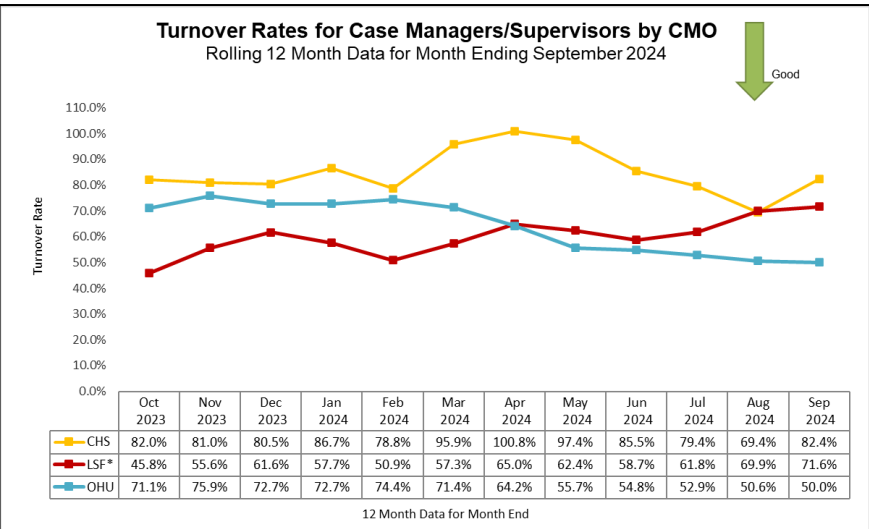
Caseload = Number of Children with Primary or Out of County assignment.

* Data Excludes Unit Supervisors, FTC Facilitators & Resigned CMs Count

Turnover Rates for Case Managers/Supervisors

12 Month Case Manager Turnover Rates by Agency

Employee Turnover Rates By CMO 12 Month Data for Month Ended September 2024		
CMO	Case Manager	Case Manager Supervisor
CHS	82.4%	30.0%
LSF*	71.6%	23.1%
OHU	50.0%	30.0%



Caseload Census by Case Manager and Organization

Data as of 10/20/2024

Caseload of 1 - 5 Children (-2)		
CMO	Case Workers	#
CHS	Stuart, Shawn	5
OHU	Neal, Rainbow	4
OHU	Colon, Lisette	3
OHU	Willis, Markeisha	3
OHU	Kilbey, Alexis	2
LSF	Hayes, Tiffani	1
CHS	Oneall, Tracy	1

Caseload of 16 - 24 Children (+7)		
CMO	Case Workers	#
LSF	Coleman, Tangela	24
CHS	Covington, Walter	24
LSF	Malave, Luis	24
OHU	Beach-Solmo, Amber	24
LSF	Lynch, Rodina	23
LSF	Ellis, Darren	23
OHU	Thompson, Wyshana	23
LSF	Hockenberry, Matthew	22
LSF	Lott, Carla	22
CHS	Bain, Claire	22
NTF	Conklin, Danielelle	21
OHU	Franklin, Kyra	21
LSF	Blocker, Amanda	20
LSF	Bon-Fiol, Nikol	20
LSF	Bickel, Sherry	20
LSF*	Escartin Vega, Kathia	19
LSF	Townes, Rachel	19
CHS	Washington, Victoria	19
CHS	Richey, Amy	18
NTF	Mattison, Sharon	18
LSF	Morris, Alundra	18
OHU	Nelson, Chelsea	18
LSF	Durant, Paris	18
LSF	Thomas, Tracy	18
NTF	Jones, Gwendolyn	17
CHS	Williams, Omisha	17
LSF	Franklin, Yoshika	17
OHU	Shay, Ryan	16
NTF	Cruz, Ana	16
OHU	Moody, Natasha	16

Caseload of 25 - 29 Children		
CMO	Case Workers	#
CHS	Knowlton, Sera	29
LSF	Willingham, Jadashia	29
CHS	Rodgers, Aleah-Faith	29
OHU	Cruz, Michelle	28
OHU	Garcia, Anakeidie	28
OHU	Brutus, Marie	28
CHS	Hiers, Katherine	27
OHU	Isaacs, August	27
CHS	Sisk, Sarah	27
OHU*	Simmons, Shannon	27
OHU	Valencia, Alejandro	26
LSF	Diamond, Savannah	26
CHS	Vegter, Hope	26
OHU	Dziekian, Tiffany	26
OHU	Mcgahee, Timika	26
OHU	Pizarro, Frances	25
LSF	Pamphile, Emmanuella	25
LSF	Cruz, Veronica	25
OHU	Cleveland, Tammy	25
LSF	Renfro, Andrew	25

Unit Supervisors Carrying Cases(+2)		
CMO	Case Workers	#
CHS	Washington, Victoria	19
CHS	Luskey, Taylor	9
CHS	Cortes, Jennifer	7
OHU	Colon, Lisette	3
OHU	Willis, Markeisha	3
LSF	Hayes, Tiffani	1

Caseload of 6 - 15 Children (-3)		
CMO	Case Workers	#
NTF	Bates, Brittany	15
CHS	Hook, Kathryn	15
LSF	Koons, Brittney	14
CHS	Brown, Annie	14
CHS	Bouzi, Marie Edwige	13
OHU	Nerove, Rachel	13
LSF	Jefferson, Alana	12
OHU	Bowen, Kendall	12
LSF	Walker, Alicia	12
NTF	Tetreault, Taylor	10
CHS	Carter, Maria	10
LSF	Gonzalez, Jelitza	9
CHS	Luskey, Taylor	9
LSF	Johnson, Jamecia	8

Caseload of 30+ Children (-3)		
CMO	Case Workers	#
OHU*	Bailon, Margarita	46
OHU*	Villegas, Anna	43
OHU*	Fuentes, Norma	41
OHU*	Washington, Woodrica	40
OHU	Kohn, Ludessa	34
CHS	Angulo, Kayla	32
CHS	Standen, Brayden	30
CHS	Bruce, Kortney	30
OHU	Johnson, Randi	30
CHS	Kaina, Kelly	30

Circuit 10 Children Active by Assignment Role for CMO TAYS, FTC and Adoption Workers				
Data as of 10/20/24				
Case Worker	Pri.	Sec.	OOC	Grand Total
Nieves, Carlos	37	0	0	37
Humber, John	2	46	0	48
TAYS - CHS	39	46	0	85
Cruz, Cheyleen	1	0	0	1
Mills, Clyatt	0	0	0	0
FTC - CHS	1	0	0	1
Cortes, Jennifer	7	41	0	48
Dawes, Dominique	16	7	0	23
James, Aleah	12	14	0	26
Whiting, Kari	0	2	0	2
Adoptions - CHS	35	64	0	99
Peralta, Joshua	41	0	0	41
Jones, Dane	0	36	0	36
TAYS - LSF	41	36	0	77
Collins, Sara	1	76	0	77
Hampton, Sharday	0	72	0	72
Adoptions - LSF	1	148	0	149
Metelus, Getro	4	19	1	24
Sandbrook, Mary	9	26	1	36
Vazquez, Roger	5	38	1	44
TAYS - OHU	18	83	3	104
Sherwood, Drake	0	1	0	1
FTC - OHU	0	1	0	1
Howe, Danielle	19	1	0	20
Nettles, Markisha	5	2	0	7
Southall, Akeva	12	2	0	14
Ventura, Armando	1	3	3	7
Brody, Jessica	2	1	0	3
Adoptions - OHU	39	9	3	51
TAYS Total	98	165	3	266
FTC Total	1	1	0	2
Adoptions Total	75	221	3	299

Pri. = Primary - Sec. = Secondary - OOC = Out of County
Data Source: FSN Report - Children Active Receiving In-Home or Out-of-Home Services Daily Listing by District

*These OHU case managers contain caseloads that are over 65% OCS cases. On average an OCS case compares to 1.54 regular cases (i.e., 20 OCS cases approx. equals 13 regular cases).

Red = Supervisors, FTC Facilitators & Resigned CMs carrying cases Orange = Terminated Workers Carrying Caseloads in FSN

Healthcare Information (Medical, Dental, Immunization, and Psychotropic Medications)

Data Entered Into FSFN for Children in Out-of-Home Care

Health Information in FSFN for Children in OHC as of 10/20/2024

Agency	# of Children in OHC	% With a Medical Record in FSFN	% With Medical Service in last 12 Months	% With Dental Service in Last 7 months	% with Immunizations Up to Date
CHS	349	100.0%	90.5%	80.6%	84.0%
LSF	386	100.0%	96.1%	84.9%	93.0%
OHU	390	100.0%	96.2%	92.3%	97.7%
HFC	1125	100.0%	94.4%	86.0%	91.8%
Statewide	16264	99.9%	93.7%	83.6%	76.3%

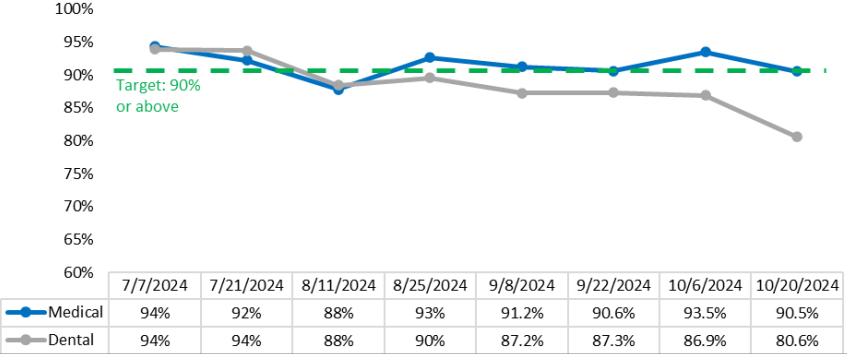
Source: FSFN report 1009 "Source: "Healthcare Service Information for OHC"

Health Information in FSFN as of 10/20/2024

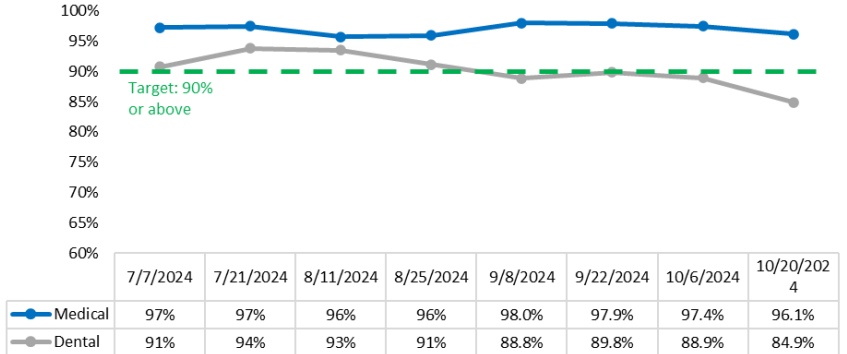
Agency	# of Missing Medical Records	# of Medical Appointments Needing Update	# of Dental Appointments Needing Update	# of Immunization Needing Update
CHS	0	33	51	56
LSF	0	15	38	27
OHU	0	15	21	9
HFC	0	63	110	92
Statewide	12	1019	1870	3845

Source: "Healthcare Service Information for OHC - Report 1009"

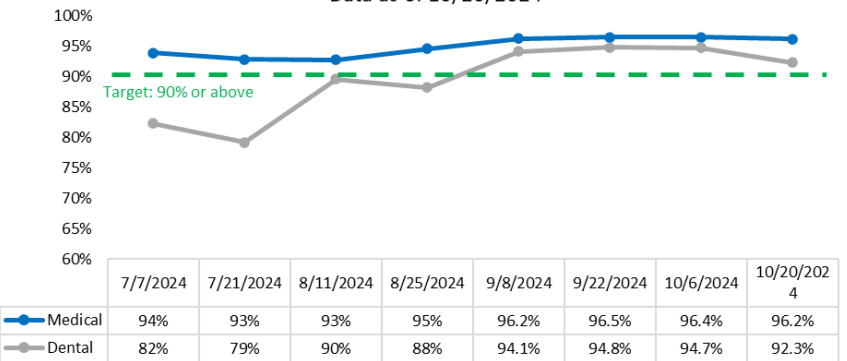
CHS Percent of Active Primary Children in OHC with Medical Service in Last 12 Months & Dental Service in Last 7 Months Data as of 10/20/2024



LSF Percent of Active Primary Children in OHC with Medical Service in Last 12 Months & Dental Service in Last 7 Months Data as of 10/20/2024



OHU Percent of Active Primary Children in OHC with Medical Service in Last 12 Months & Dental Service in Last 7 Months Data as of 10/20/2024



Psychotropic Medications


Children with Psychotropic Medications Prescriptions

Heartland For Children Number of Children in Out-of-Home Care with at Least one Psyc. Medication and Percent of Children w/ a Valid Consent Data as of 10/20/2024					
Agency	All Children in OHC	% of Children in OHC w/ Psyc Meds	All Children with Psyc Meds	# of children w/ a current parent or court order	% w/ a current parent or court order
CHS	367	12.3%	45	43	95.6%
LSF	403	9.4%	38	38	100.0%
OHU	398	8.3%	33	33	100.0%
HFC	1,171	9.9%	116	114	98.3%
DCF	3	0.0%	0	0	0.0%
Statewide	17,208	14.5%	2,503	2,464	98.4%

Source: Children in OHC with One or More Current Prescriptions for a Psychotropic Medication, Ages 0 to 17 - #1002
Source: Children and Young Adults in Out-of-Home Care or Receiving In-Home Services Listing - #1077
Valid = Children with a parent consent and the parents are TPR'd are not considered valid consents

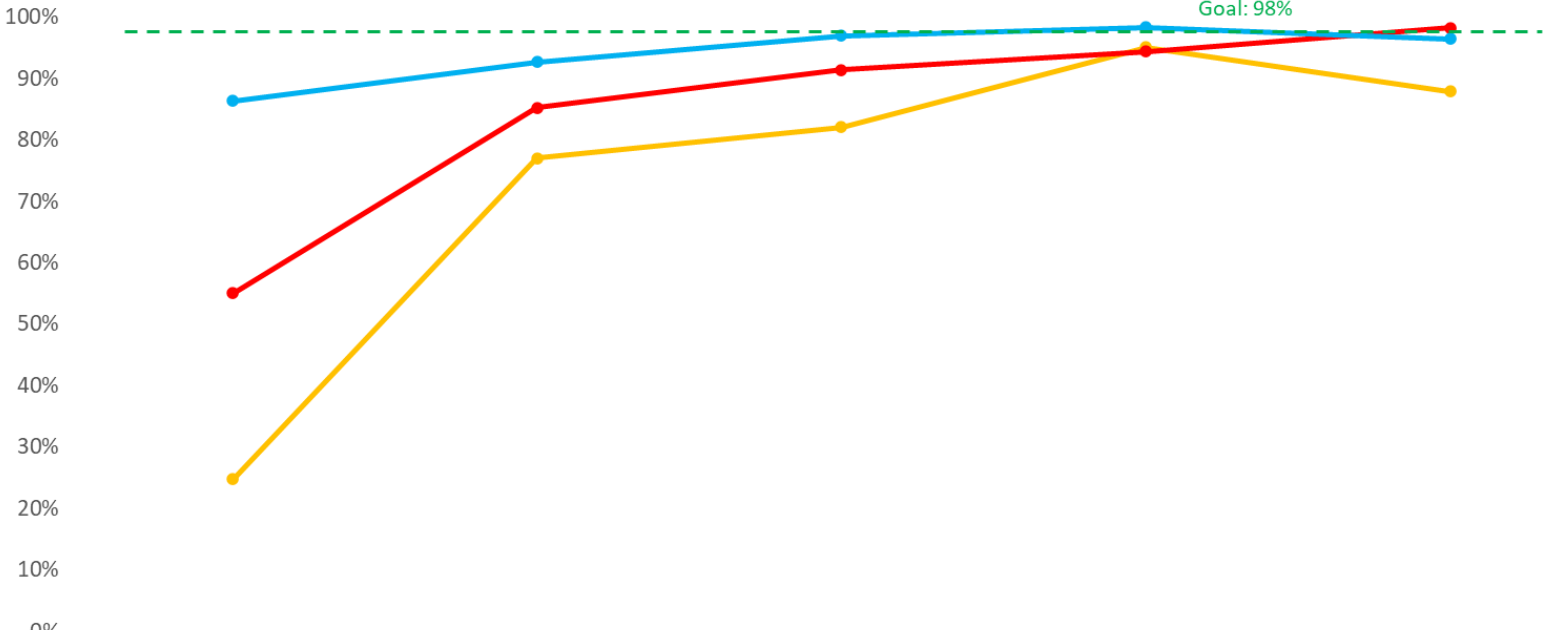
Education for Children in OHC – School Enrollment




School Enrollment for Children in Out-of-Home Care

School Enrollment Updated in FSFN for School Year 24/25			
CMO	Updated School Record	Eligible Children in OHC	Percent Updated
CHS	210	239	88%
LSF	224	228	98% 
OHU	245	254	96%
Total	679	721	94%

Percentage of Eligible Children in OHC and Enrolled in School, Year 24/25

Data as of 10/20/2024



	8/19/2024	8/25/2024	9/9/2024	9/22/2024	10/20/2024
 CHS	25%	77%	82%	95%	88%
 LSF	55%	85%	91%	94%	98%
 OHU	86%	93%	97%	98%	96%

*Source Report: FSFN - School Enrollment Listing for Eligible Children and Young Adults in Out-of-Home Care - Report #1217
Filter - Leady Agency: Heartland for Children

Enrolled - Children in OHC who have been enrolled in schooling after 8/1/2024

Scorecard Measure 11 – Separated Siblings

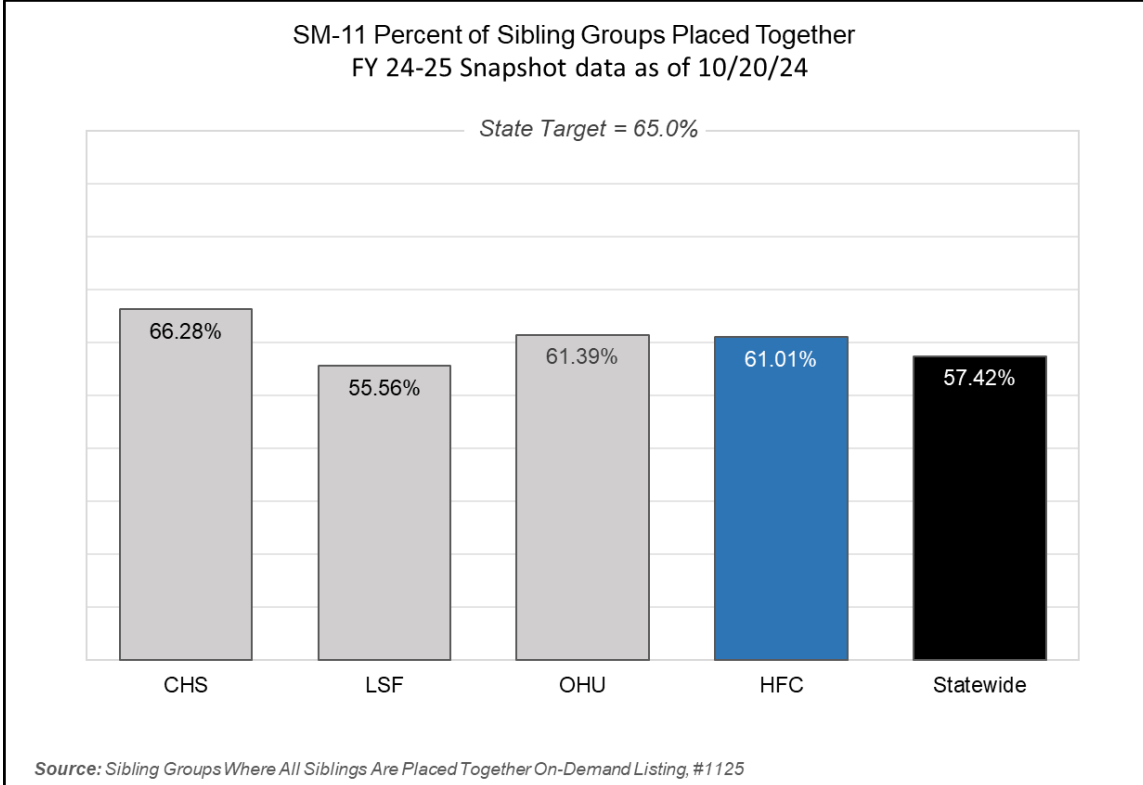
SM11 - Percentage of sibling groups in out-of-home care where all siblings are placed together – Target = 65.0%

SM11 - Percent of Sibling Groups Placed Together
FY 24-25 Snapshot data as of October 20, 2024

Agency	Number of Cases w/ Siblings Together	Total Cases Sibling Groups	Percent of Siblings Placed Together
CHS	57	86	66.28%
LSF	50	90	55.56%
OHU	62	101	61.39%
HFC	169	277	61.01%
Statewide	2,259	3,934	57.42%

Source: Sibling Groups Where All Siblings Are Placed Together On-Demand Listing, #1125

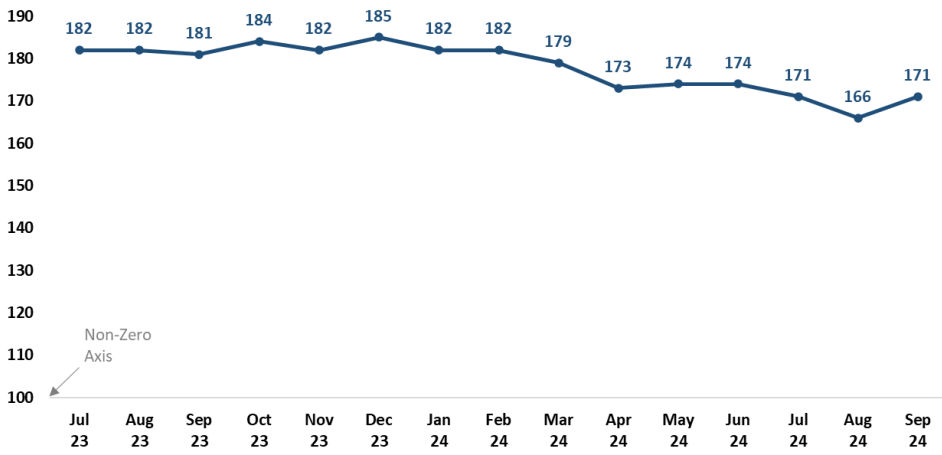
Number of sibling groups to achieve SM11 target – 28 Sibling Groups



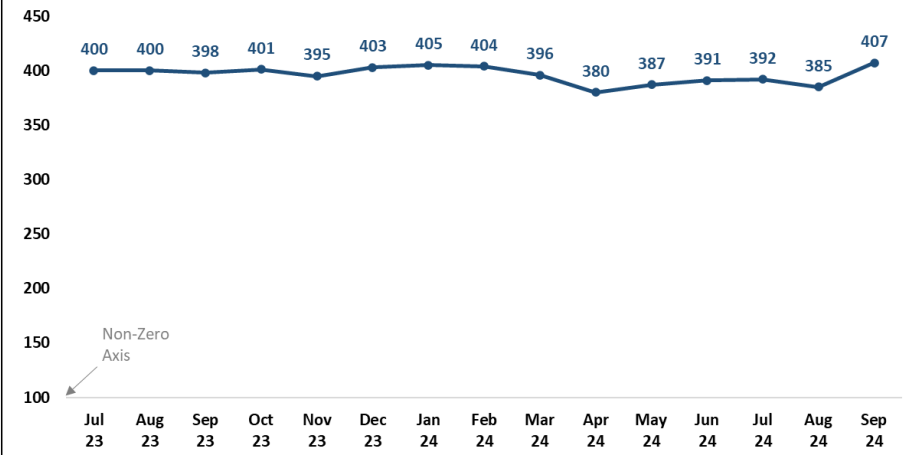
Trends for Foster Parent Recruitment

Number of Foster Homes and Foster Bed Capacity
Percent of Foster Home Utilization and Teen Placement in a Foster Home

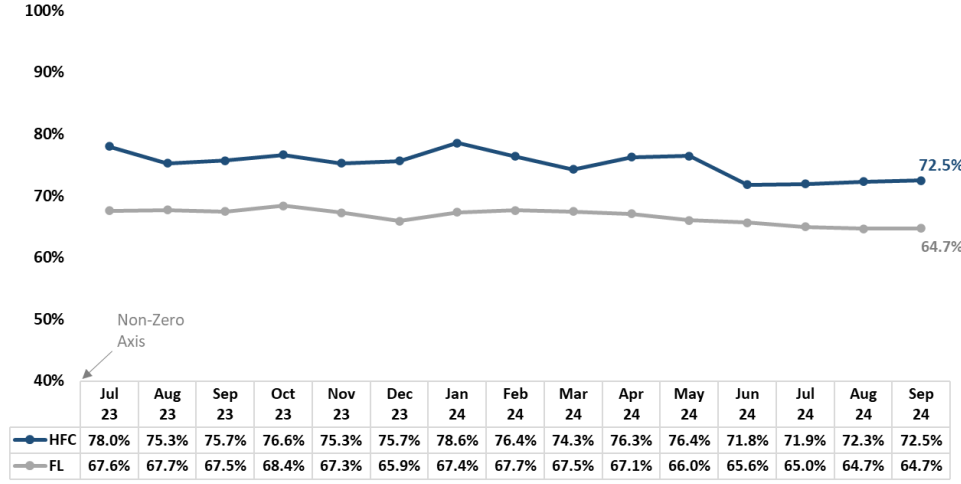
Heartland for Children
Number of Foster *Homes* - Months End Snapshot
Last 15 Months through September 2024



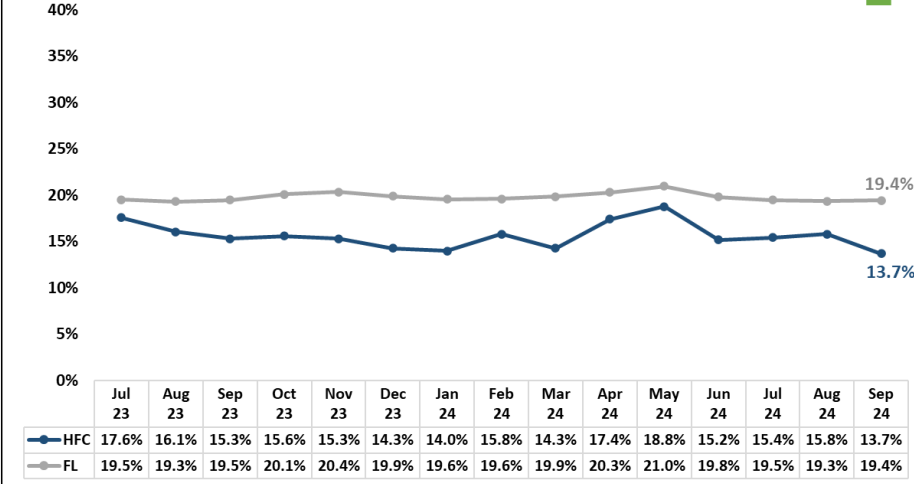
Heartland for Children
Number of Foster *Beds* - Months End Snapshot
Last 15 Months through September 2024



Heartland for Children
Percent of Foster Homes Utilized (w/a Placement)
Last 15 Months through September 2024



Heartland for Children
Percent of Foster Homes w/a Teen Placement
Last 15 Months through September 2024

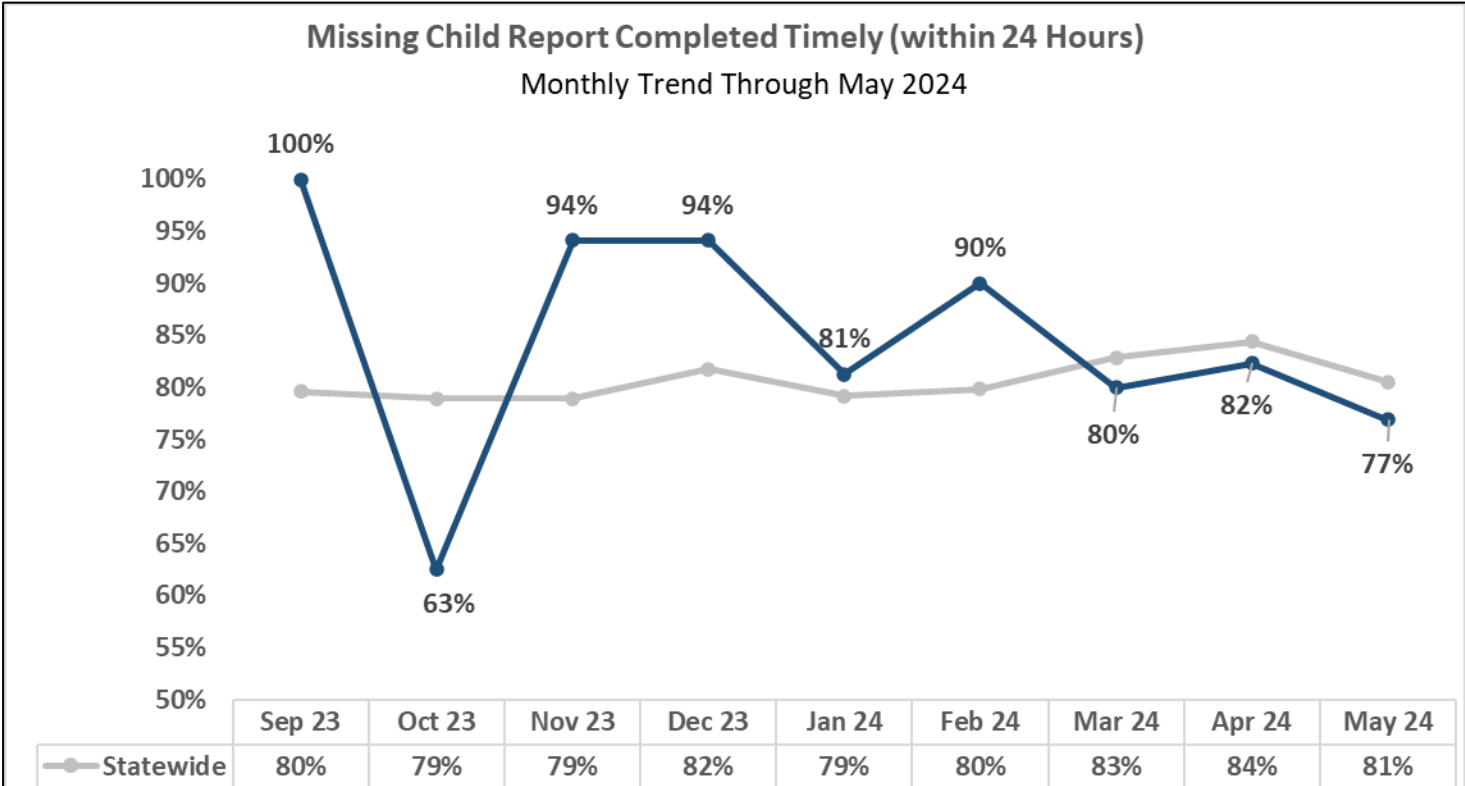


Missing Children in Out of Home Care

Children currently missing or recovered while in OHC

Heartland for Children Children in OHC who are Missing or Now Recovered 10/20/2024					
	Current Missing	Late Reports	Late ATL	Recoveries	Late Debriefs
CHS	3	0	0	0	0
LSF	0	0	0	0	0
OHU	0	0	0	0	0
CPI	0	0	0	0	0
Total	3	0	0	0	0

Source: HFC MCR Tracking Log ATL = Attempts to Locate



Source: Central Office Ad Hoc Report

In-Home Safety Plan Management

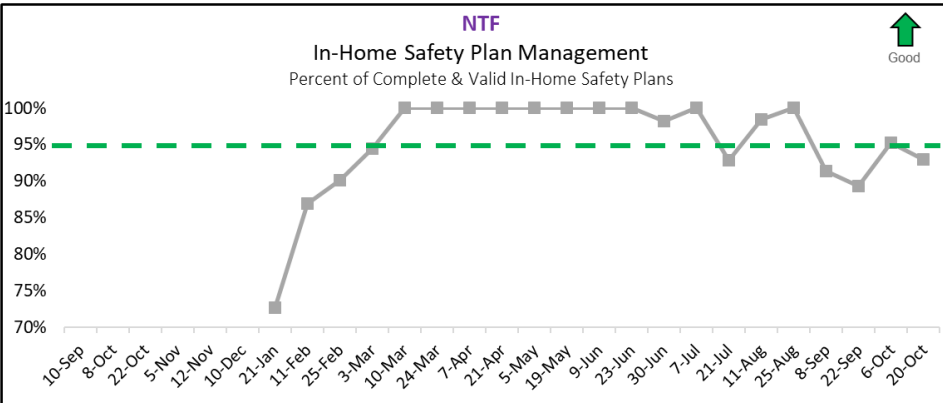
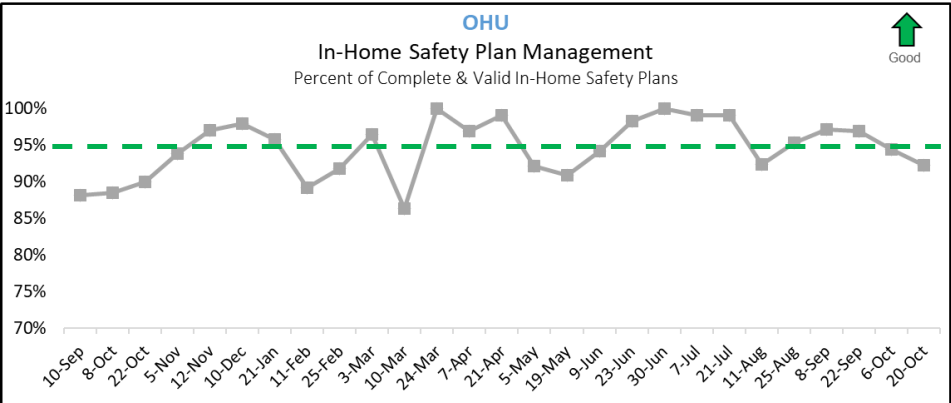
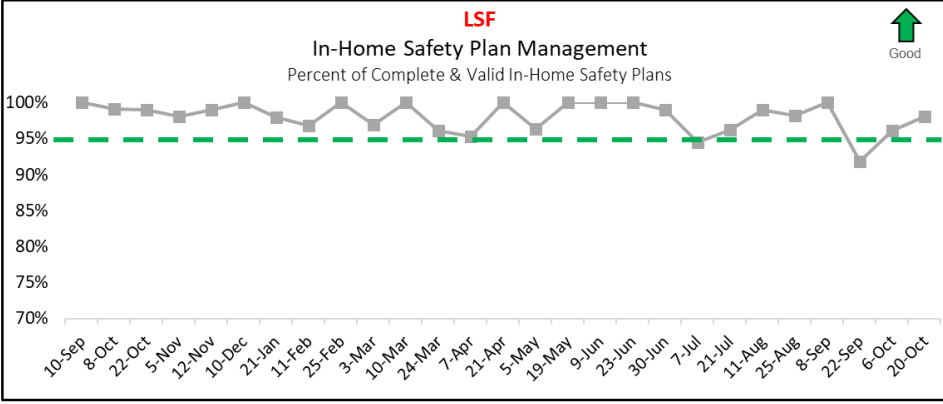
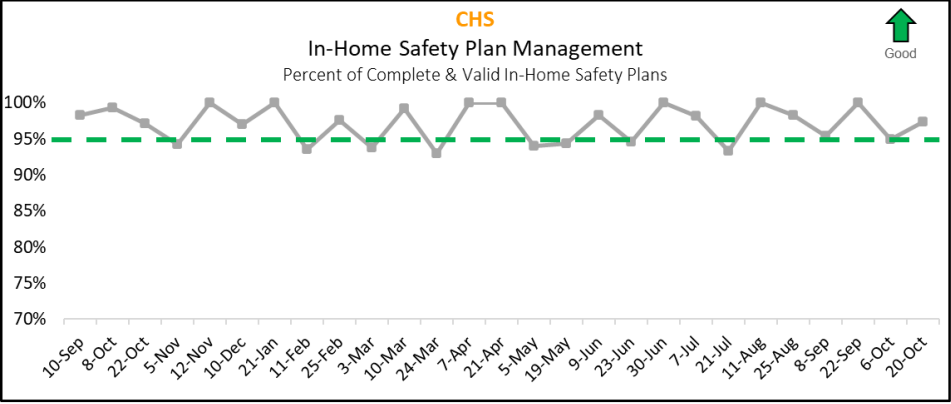
Percent of Completed In-Home Safety Plans under 180 Effective Days – Target: **95.0%**

In-Home Safety Plan Management				
Percent of <u>Completed</u> In-Home Safety Plans under 180 <u>Effective</u> Days				
Data as of 10/20/2024				
Agency	No -or- Expired Safety Plans	Complete & Valid Safety Plans	Total Required Safety Plans	Percentage Complete
CHS	3	110	113	97.3%
LSF	2	101	103	98.1%
OHU	7	83	90	92.2%
NTF	6	79	85	92.9%
HFC Total*	18	373	391	95.40%
Statewide	471	6980	7451	93.68%

Source Report: Case Management Safety Management Listing - OCWDRU Report #1301
Target of 95%

Of the 373 completed safety plans, 67 will expire in the next 30 or 60 days			
Agency	Expires in 30 Days	Expires in 60 Days	Total
CHS	13	20	33
LSF	4	6	10
OHU	11	7	18
NTF	0	6	6
HFC Total	28	39	67

Source report 1301 'Case Management Safety Management Listing' - Data as of 10/20/2024



Child Placement Agreement Errors

Active CPA's with errors and non-active CPA's needing closure.

Child Placement Agreement Errors									
Data as of 10/20/2024									
The 14 active CPA's with errors contain the 20 total errors.									
Agency	Total CPA's Needing Correction	Non-Active CPA's Needing Closure	Total Active CPA's not Completed		New CPA Needed	Need to Upload Signed Agreement	Need Supervisor Approval	No Provider Listed	Total Errors
CHS	12	4	8		4	5	2		11
LSF	6	1	5		5	2	1		8
OHU	1	0	1		1				1
Total	19	5	14		10	7	3	0	20

Source: FSFN - Child Placement Agreement Status for Children in Out-of-Home Care On-Demand Listing - OCWDRU Report #1256
Criteria: Children with a CPA Effective Date.

Percent of Children with an Active Completed CPA			
Data as of 10/20/2024			
Agency	Total Active CPA's	CPA's Fully Completed	% of Completed CPA's
CHS	36	28	78%
LSF	25	20	80%
OHU	9	8	89%
Total	70	56	80%

Source: FSFN - Child Placement Agreement Status - OCWDRU Report #1256
Criteria: Children with an CPA Effective Date.

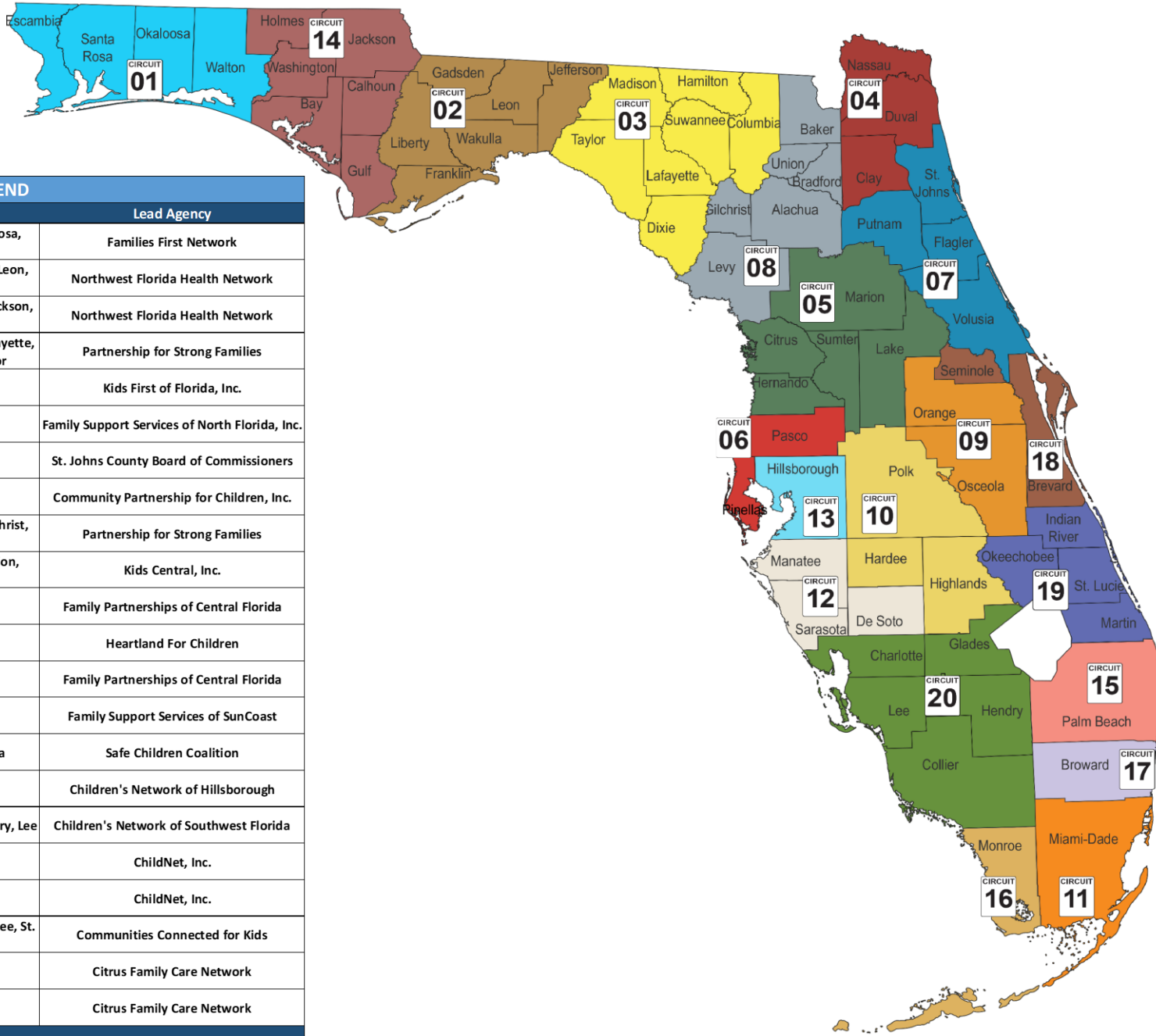
Unified Home Studies – Approval Status

Cases with a Pending or No UHS – 45+ Days Past Due; **Data-as-of: 10/21/2024**

Relative / Non-Relative Unified Home Study Approval Status			
45 Days since Case Transfer - Past Due			
Agency	# of UHS	Status - Pending	Status - No UHS
CHS	2	2	0
★ LSF	0	0	0
OHU	2	0	2
Total	4	2	2



Community Based Care Lead Agency Map



LEGEND

Circuit	Region	Counties	Lead Agency
1	North West	Escambia, Okaloosa, Santa Rosa, Walton	Families First Network
2		Franklin, Gadsden, Jefferson, Leon, Liberty, Wakulla	Northwest Florida Health Network
14		Bay, Calhoun, Gulf, Holmes, Jackson, Washington	Northwest Florida Health Network
3	North East	Columbia, Dixie, Hamilton, Lafayette, Madison, Suwannee, Taylor	Partnership for Strong Families
4		Clay	Kids First of Florida, Inc.
4		Duval, Nassau	Family Support Services of North Florida, Inc.
7		St. Johns	St. Johns County Board of Commissioners
7		Flagler, Putnam, Volusia	Community Partnership for Children, Inc.
8	Central	Alachua, Baker, Bradford, Gilchrist, Levy, Union	Partnership for Strong Families
5		Citrus, Hernando, Lake, Marion, Sumter	Kids Central, Inc.
9		Orange, Osceola	Family Partnerships of Central Florida
10		Hardee, Highlands, Polk	Heartland For Children
18		Seminole, Brevard	Family Partnerships of Central Florida
6		Pasco, Pinellas	Family Support Services of SunCoast
12		DeSoto, Manatee, Sarasota	Safe Children Coalition
13	Sun Coast	Hillsborough	Children's Network of Hillsborough
20		Charlotte, Collier, Glades, Hendry, Lee	Children's Network of Southwest Florida
15		Palm Beach	ChildNet, Inc.
17	South East	Broward	ChildNet, Inc.
19		Indian River, Martin, Okeechobee, St. Lucie	Communities Connected for Kids
11	Southern	Miami-Dade	Citrus Family Care Network
16		Monroe	Citrus Family Care Network

AWARENESS FOR OCTOBER

- Foster Youth Voice Month
- Domestic Violence Awareness
- Safe Sleep Awareness
- 10/31 – Halloween

SAFETY RESOURCES

Internet Safety and Tips

- [Information, Advice and Support to Keep Children Safe Online \(internetmatters.org\)](#)
- [NetSmartz Home \(missingkids.org\)](#)

Safe Sleep

- www.ounce.org/safe_sleep.html

Swim Safety Tips

- Pool Party Water Safety Tips: bit.ly/41UoFcY
- Water Safety Tips: ounce.org/water_safety.html

Hot Car Safety Tips

- nhtsa.gov/campaign/heatstroke

COMMUNITY RESOURCES

Hurricane Resources

- Local info: www.uwcf.org/hurricane
- Storm updates: <https://www.floridadisaster.org/updates/>
- Shelter Information: floridadisaster.org/shelter-status/
- Evacuation Orders: floridadisaster.org/evacuation-orders/
- Power Outages: psc.state.fl.us/hurricane-report

Polk County Fall/Halloween Guide

<https://lakelandmom.com/fall-halloween-activities/>

Polk Plays

- Does your child use a school readiness voucher through the Early Learning Coalition of Polk County?
- Are you a Polk County resident with an EBT SNAP card?

If you answer yes to EITHER of these questions, you can receive a FREE one-year membership to Florida Children's Museum. Membership includes all members of your household. Learn more and sign up at polkplays.org

Free Books for Children 0-5

uwcf.org/dolly-partons-imagination-library/

United Way's 211

Call 211 or visit 211.org

Getting free confidential help for needs such as food, housing, employment, utilities, mental health and much more is just a text, call, or click away.

ECHO Ministries

Help provide tangible needs to children in foster, adoptive, relative and non-relative care.

To Donate: ECHO Distribution Center every Wednesday from 9AM-12PM at 3625 Century Blvd Unit 1A, Lakeland, FL.

<https://www.echoministriesflorida.net/>

Find Help (Previously Aunt Bertha)

<https://www.findhelp.org/>

Find local resources for food, health, housing, employment programs & other community resources in seconds.

HOPE FLORIDA A PATHWAY TO PROSPERITY Call 850-300-HOPE

myflfamilies.com/services/hope-florida

Services offered by Hope Navigators:

- Identifying goals and barriers
- Referrals to local, community-based partners
- One-on-one support to develop a plan to achieve economic-self sufficiency

Autism/ASD Support Group

Last Friday of each month 10AM-11:30AM

At Bonnet Springs Park in Lakeland
Childcare will be provided.

Please call (813) 455-2846 or
email Efigueroa2@usf.edu to register.

Circuit 10 Children's Mental & Behavioral Health Resources

<https://sites.google.com/view/floridac10/mhbhresources/home>

On this site you will find:

- Heartland for Children's Parent Portal
- MyFloridaMyFamily Community Services
- Florida Mobile Response Team- 24/7 Crisis Assistance
- Florida Statewide Medicaid Managed Care
- Florida Association of Christian Child Caring Agencies
- Florida Network Short-term Residential Programs
- Center for Autism Related Disabilities (CARD)
- National Alliance on Mental Illness
- Post Adoption Support
- Zebra Coalition
- Central FL Behavioral Health Network
- Hope Florida – A Pathway to Prosperity

Food Distribution Schedule

Polk, Highlands and Hardee Counties Food
Distribution Sites

uwcf.org/initiatives/endhunger/schedule/

Healthy Families Florida

Family support and coaching program that helps parents provide the safe and stable environments children need for healthy growth and development.
healthyfamiliesfla.org/programs_map.html

Domestic Violence Services

Peace River Center's Domestic Violence Program provides free, confidential services for individuals affected by domestic violence, sexual assault and human trafficking crimes, their family members and friends in Polk, Hardee and Highlands counties.

24-Hour Domestic Violence Crisis Lines

Hardee/Highlands 863.386.1167

Polk 863.413.2700

Victim Services Office Line 863.413.2708

Victim Services – Polk County 1860 South Crystal Lake Drive, Lakeland, FL 33801

Victim Services – Hardee/Highlands Counties

1570 Lakeview Drive, Sebring, FL 33870

HFC EVENTS

Foster Care Info Nights

Thursday, October 17th at 6PM

Historic Train Depot Building
120 W Park St. Auburndale

Tuesday, October 22nd at 6PM

Virtual via Zoom

Register: 863-519-8900 x 289

HFC's "Let's Talk About it" Podcast

where we provide education and resources for family matters in Polk, Highlands and Hardee Counties

[Apple Podcasts](#) / [Anchor](#) / [Spotify](#) / [YouTube](#)

POLK COUNTY

Free Trainings for Parents & Teachers

Early Learning Coalition of Polk County is hosting classes in multiple locations providing tools and resources and food. Space is limited.

Register here: <https://bit.ly/3AJqNz3>

Peer Recovery Center

Center for Behavioral Health Annex
1501 1st Street South, Winter Haven, FL 33880
Hours: Monday – Friday from 9AM-3PM

The center is a place for adults with a mental health diagnosis to receive education, support, resources and socialization.

Contact: (863) 293-1121 x 205789 for more info

Florida Children Museum

400 Bonnet Springs Blvd.
Lakeland, FL 33815
Contact: (863) 687-3869
<https://explorefcmm.org>

Carol Jenkin Barnett United Way Resource Center

Offers weekly classes for children from infants through age 5 where parents and children will learn and socialize as they participate in fun, stimulating, developmental activities. These classes are FREE and a great opportunity to meet other moms and caregivers.

- Breast Feeding Support Group
- Autism/ASD Support Group
- Child Development Classes
- Free Tax Prep
- Healthcare Navigator
- Free Child Development Screenings (1st Wednesday and 3rd Monday each month)
- Infant Massage Classes

Location: 400 Bonnet Springs Blvd. Lakeland, FL 33815
<https://uwcf.org/resourcecenter/>

HIGHLANDS COUNTY

Swimming Lessons at YMCA

<http://www.highlandsymca.org/aquatics.htm>

Champion for Children

Provides child abuse and neglect prevention programs and early-intervention services to children and families in Highlands County.

Contact for more info about the documentary **RESILIENCE: The Biology of Stress and the Science of Hope** which talks about the connection between trauma and health.

Office: (863) 382-2905
<https://www.championforchildren.org/>

Children's Museum of the Highlands

Hands on Learning for Ages 1-12
Cost: \$8/per person (ages 1+) for all day play.
219 N Ridgewood Dr. Sebring, Florida
(863) 451-5385 (contact museum for updated hours)

Preservers of Life

Highlands County Community Nursing Organization
This organization provides prevention healthcare and helps businesses and individuals integrate holistic health and wellness practices.

Kasey Pacheco, Community Nurse Collaborator
Kasey@preserversoflife.com | (863) 420-5255

FREE GED Prep & ESOL Classes

South Florida State College is offering free classes for adults in Highlands and Hardee Counties to improve adult literacy.
Contact: Sari Crews
863-784-7473 | sari.crews@southflorida.edu
<https://www.southflorida.edu/future-students/general-educational-development-program-ged>

HARDEE COUNTY

Hardee County Swimming Resources

[Swim Lessons | Florida Department of Health in Hardee \(floridahealth.gov\)](#)

Hardee Help Center

A Christ-centered community service organization bringing hope & healing to Hardee County families in difficult seasons of life.
713 E Bay Street Wauchula, FL 33873
Contact: info@hardeehelpcenter.com | 863-773-0034

Visit Hardee

Website for upcoming events, community updates and resources: <https://www.visithardee.com/events>

FREE GED Prep & ESOL Classes

South Florida State College is offering free classes for adults in Highlands and Hardee Counties to improve adult literacy.
Contact: Sari Crews
863-784-7473 | sari.crews@southflorida.edu
<https://www.southflorida.edu/future-students/general-educational-development-program-ged>



For additional resources and county events, check out our most recent Parent's Corner Newsletter.

AWARENESS FOR OCTOBER

- National Adoption Month
- Thanksgiving – 11/28

SAFETY RESOURCES

Internet Safety and Tips

- [Information, Advice and Support to Keep Children Safe Online \(internetmatters.org\)](#)
- [NetSmartz Home \(missingkids.org\)](#)

Safe Sleep

- www.ounce.org/safe_sleep.html

Swim Safety Tips

- Pool Party Water Safety Tips: bit.ly/41UoFcY
- Water Safety Tips: ounce.org/water_safety.html

Hot Car Safety Tips

- nhtsa.gov/campaign/heatstroke

COMMUNITY RESOURCES

Hurricane Resources

- heartlandforchildren.org/hurricane
- Local info: www.uwcf.org/hurricane
- Storm updates: <https://www.floridadisaster.org/updates/>
- Shelter Information: floridadisaster.org/shelter-status/
- Evacuation Orders: floridadisaster.org/evacuation-orders/
- Power Outages: psc.state.fl.us/hurricane-report

Polk County Fall Guide

<https://lakelandmom.com/fall-halloween-activities/>

Polk Plays

- Does your child use a school readiness voucher through the Early Learning Coalition of Polk County?
- Are you a Polk County resident with an EBT SNAP card?

If you answer yes to EITHER of these questions, you can receive a FREE one-year membership to Florida Children's Museum. Membership includes all members of your household. Learn more and sign up at polkplays.org

Free Books for Children 0-5

uwcf.org/dolly-partons-imagination-library/

United Way's 211

Call 211 or visit 211.org

Getting free confidential help for needs such as food, housing, employment, utilities, mental health and much more is just a text, call, or click away.

ECHO Ministries

Help provide tangible needs to children in foster, adoptive, relative and non-relative care.

To Donate: ECHO Distribution Center every Wednesday from 9AM-12PM at 3625 Century Blvd Unit 1A, Lakeland, FL.

<https://www.echoministriesflorida.net/>

Find Help (Previously Aunt Bertha)

<https://www.findhelp.org/>

Find local resources for food, health, housing, employment programs & other community resources in seconds.

HOPE FLORIDA A PATHWAY TO PROSPERITY Call 850-300-HOPE

myflfamilies.com/services/hope-florida

Services offered by Hope Navigators:

- Identifying goals and barriers
- Referrals to local, community-based partners
- One-on-one support to develop a plan to achieve economic-self sufficiency

Autism/ASD Support Group

Last Friday of each month 10AM-11:30AM

At Bonnet Springs Park in Lakeland
Childcare will be provided.

Please call (813) 455-2846 or

email Efigueroa2@usf.edu to register.

Circuit 10 Children's Mental & Behavioral Health Resources

<https://sites.google.com/view/floridac10/mhbhresources/home>

On this site you will find:

- Heartland for Children's Parent Portal
- MyFloridaMyFamily Community Services
- Florida Mobile Response Team- 24/7 Crisis Assistance
- Florida Statewide Medicaid Managed Care
- Florida Association of Christian Child Caring Agencies
- Florida Network Short-term Residential Programs
- Center for Autism Related Disabilities (CARD)
- National Alliance on Mental Illness
- Post Adoption Support
- Zebra Coalition
- Central FL Behavioral Health Network
- Hope Florida – A Pathway to Prosperity

Food Distribution Schedule

Polk, Highlands and Hardee Counties Food Distribution Sites

uwcf.org/initiatives/endhunger/schedule/

Healthy Families Florida

Family support and coaching program that helps parents provide the safe and stable environments children need for healthy growth and development. healthyfamiliesfla.org/programs_map.html

Domestic Violence Services

Peace River Center's Domestic Violence Program provides free, confidential services for individuals affected by domestic violence, sexual assault and human trafficking crimes, their family members and friends in Polk, Hardee and Highlands counties.

24-Hour Domestic Violence Crisis Lines

Hardee/Highlands 863.386.1167

Polk 863.413.2700

Victim Services Office Line 863.413.2708

Victim Services – Polk County 1860 South

Crystal Lake Drive, Lakeland, FL 33801

Victim Services – Hardee/Highlands

Counties

1570 Lakeview Drive, Sebring, FL 33870

HFC EVENTS

Foster Care Info Nights

Monday, November 4th at 6PM
207 North Blvd. W Davenport

Thursday, November 7th at 6PM
Lake Wales Family Rec Center

1001 Burns Ave, Lake Wales

Register: 863-519-8900 x 289

HFC's "Let's Talk About it" Podcast

where we provide education and resources for family matters in Polk, Highlands and Hardee Counties

[Apple Podcasts](#) / [Anchor](#) / [Spotify](#) / [YouTube](#)

POLK COUNTY

Free Trainings for Parents & Teachers

Early Learning Coalition of Polk County is hosting classes in multiple locations providing tools and resources and food. Space is limited.

Register here: <https://bit.ly/3AJqNz3>

Peer Recovery Center

Center for Behavioral Health Annex
1501 1st Street South, Winter Haven, FL 33880
Hours: Monday – Friday from 9AM-3PM

The center is a place for adults with a mental health diagnosis to receive education, support, resources and socialization.

Contact: (863) 293-1121 x 205789 for more info

Florida Children Museum

400 Bonnet Springs Blvd.
Lakeland, FL 33815
Contact: (863) 687-3869
<https://explorefc.org>

Carol Jenkin Barnett United Way Resource Center

Offers weekly classes for children from infants through age 5 where parents and children will learn and socialize as they participate in fun, stimulating, developmental activities. These classes are FREE and a great opportunity to meet other moms and caregivers.

- Breast Feeding Support Group
- Autism/ASD Support Group
- Child Development Classes
- Free Tax Prep
- Healthcare Navigator
- Free Child Development Screenings (1st Wednesday and 3rd Monday each month)
- Infant Massage Classes

Location: 400 Bonnet Springs Blvd. Lakeland, FL 33815
<https://uwcf.org/resourcecenter/>

HIGHLANDS COUNTY

Swimming Lessons at YMCA

<http://www.highlandsymca.org/aquatics.htm>

Champion for Children

Provides child abuse and neglect prevention programs and early-intervention services to children and families in Highlands County.

Contact for more info about the documentary **RESILIENCE: The Biology of Stress and the Science of Hope** which talks about the connection between trauma and health.

Office: (863) 382-2905
<https://www.championforchildren.org/>

Children's Museum of the Highlands

Hands on Learning for Ages 1-12
Cost: \$8/per person (ages 1+) for all day play.
219 N Ridgewood Dr. Sebring, Florida
(863) 451-5385 (contact museum for updated hours)

Preservers of Life

Highlands County Community Nursing Organization
This organization provides prevention healthcare and helps businesses and individuals integrate holistic health and wellness practices.

Kasey Pacheco, Community Nurse Collaborator
Kasey@preserversoflife.com | (863) 420-5255

FREE GED Prep & ESOL Classes

South Florida State College is offering free classes for adults in Highlands and Hardee Counties to improve adult literacy.
Contact: Sari Crews
863-784-7473 | sari.crews@southflorida.edu
<https://www.southflorida.edu/future-students/general-educational-development-program-ged>

HARDEE COUNTY

Hardee County Swimming Resources

[Swim Lessons | Florida Department of Health in Hardee \(floridahealth.gov\)](#)

Hardee Help Center

A Christ-centered community service organization bringing hope & healing to Hardee County families in difficult seasons of life.
713 E Bay Street Wauchula, FL 33873
Contact: info@hardeehelpcenter.com | 863-773-0034

Visit Hardee

Website for upcoming events, community updates and resources: <https://www.visithardee.com/events>

FREE GED Prep & ESOL Classes

South Florida State College is offering free classes for adults in Highlands and Hardee Counties to improve adult literacy.
Contact: Sari Crews
863-784-7473 | sari.crews@southflorida.edu
<https://www.southflorida.edu/future-students/general-educational-development-program-ged>



For additional resources and county events, check out our most recent Parent's Corner Newsletter.