

Performance & Quality Improvement (PQI) Report

Data for week ended Sunday, August 25, 2024



Mission

Improving safety, permanency and well-being for all children in Polk, Highlands, and Hardee Counties

Vision

To eliminate child abuse and neglect in Polk, Highlands, and Hardee Counties



Community Based Care Lead Agency Scorecard

FY 23-24, Quarter 4 Performance

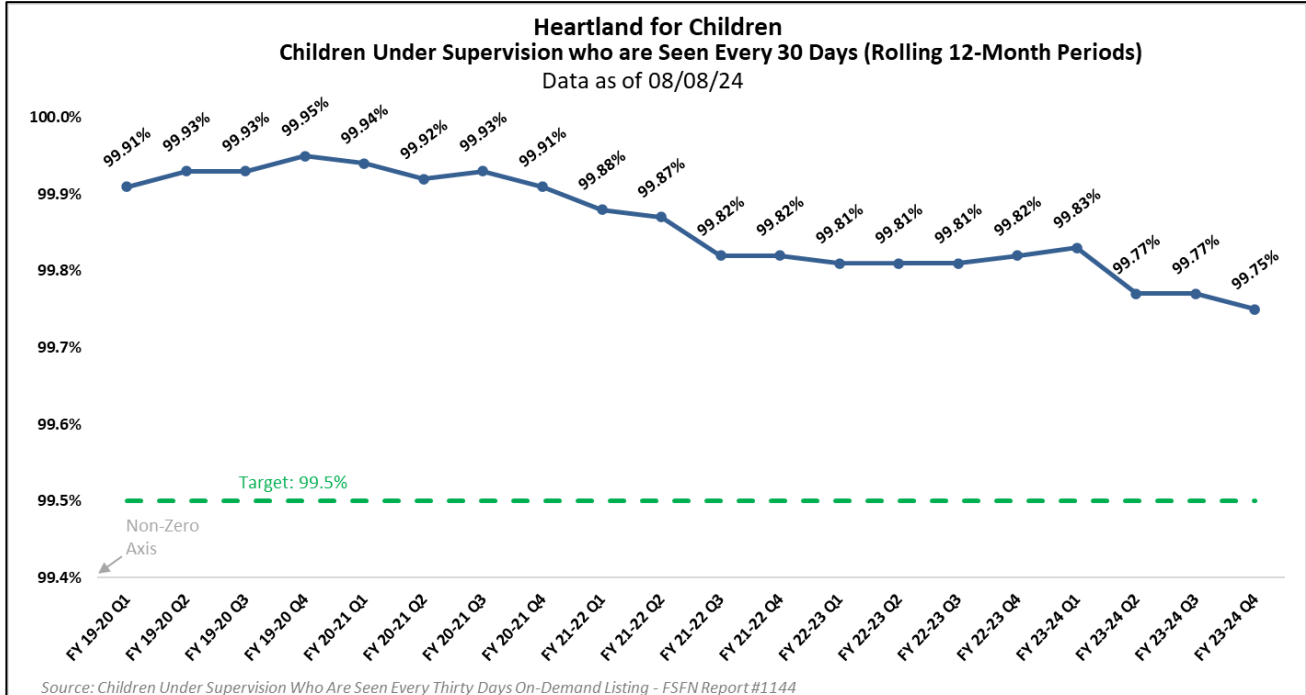
CBC Lead Agency Scorecard Performance Table	Safety				Permanency				Well-Being			
Measures	1. Rate of Abuse per 100,000 days while in foster care.	2. Percent of children who are not neglected or abused during in-home services.	3. Children who are not neglected or abused after closure of services.	4. Children under supervision who are seen every 30 days.	5. Children exiting foster care to a permanent home within 12 months of entering care.	6. Children achieving permanency in 12 months for children in foster care 12 to 23 months.	7. Children who do not re-enter foster care within 12 months of moving to a permanent home.	8. Children's placement moves per 1,000 days in foster care.	9. Children in out-of-home care who have received medical services in the last 12 months.	10. Children in out-of-home care who received dental services within the last 7 months.	11. Young adults in foster care at age 18 that have completed or are enrolled in secondary education.	12. Children placed with all of their siblings who are in out of home care.
Quarterly Scheduled FSN Listing Report #	1272	1156	1157	1158	1159	1160	1162	1161	1163	1164	1165	1166
Standard	8.5	95.0%	95.0%	99.5%	40.5%	43.6%	91.7%	4.12	95.0%	95.0%	80.0%	65.0%
Reporting Period	04/01/23 to 03/31/24	04/01/23 to 03/31/24	10/01/22 to 09/30/23	07/01/23 to 06/30/24	07/01/22 to 06/30/23	07/01/23	07/01/21 to 06/30/22	07/01/23 to 06/30/24	06/30/24	06/30/24	07/01/23 to 06/30/24	06/30/24
ChildNet-Broward	7.32	94.68%	98.57%	99.75%	31.89%	49.66%	94.65%	4.44	96.06%	91.43%	79.25%	60.70%
ChildNet-Palm Beach	8.70	96.26%	96.36%	99.74%	35.98%	61.58%	93.18%	3.79	92.07%	88.45%	85.42%	67.13%
Childrens Network of SW Florida	4.51	98.12%	97.69%	99.87%	39.63%	63.16%	94.92%	5.90	98.13%	98.99%	94.44%	58.12%
Childrens Network-Hillsborough	6.67	97.78%	96.38%	99.67%	17.63%	38.97%	91.53%	4.90	96.82%	90.86%	76.27%	53.61%
Citrus Health Network	5.29	97.12%	98.94%	99.66%	23.37%	44.17%	92.37%	5.18	97.53%	96.25%	89.87%	61.20%
Communities Connected for Kids	13.98	95.86%	97.36%	99.86%	34.45%	64.80%	92.48%	3.91	96.65%	94.46%	73.91%	60.20%
Community Partnership for Children	8.51	97.44%	97.08%	99.88%	26.46%	58.22%	80.95%	3.97	98.08%	92.02%	79.31%	54.11%
Family Integrity Program	9.56	98.02%	99.01%	99.90%	28.57%	78.95%	92.31%	5.46	100.00%	100.00%	66.67%	57.14%
Family Partnerships of Central Florida	9.57	94.34%	97.56%	99.26%	24.36%	45.55%	87.83%	5.17	89.63%	80.29%	85.90%	55.73%
Family Support Services of North Fla	5.59	96.58%	97.01%	99.76%	22.58%	41.39%	96.36%	5.71	95.16%	81.15%	90.00%	50.21%
FSS Suncoast	5.91	97.26%	98.23%	99.73%	30.65%	52.12%	92.47%	5.33	89.93%	74.69%	57.41%	57.50%
Heartland for Children	6.33	95.72%	96.93%	99.75%	35.61%	48.23%	93.23%	3.21	96.43%	91.73%	84.62%	59.35%
Kids Central, Inc.	6.12	96.19%	97.45%	97.81%	26.20%	36.42%	92.02%	9.39	84.66%	61.20%	75.61%	60.53%
Kids First of Florida, Inc.	1.53	99.53%	100.00%	99.81%	18.75%	60.47%	93.33%	4.87	83.23%	56.70%	85.71%	48.65%
NWF Health Network - East	6.03	95.93%	96.60%	99.88%	38.58%	47.57%	85.62%	4.67	96.80%	89.67%	93.75%	56.90%
NWF Health Network - West	13.46	94.10%	95.75%	99.82%	30.57%	65.48%	90.58%	5.89	95.43%	86.80%	93.55%	54.58%
Partnership for Strong Families	8.27	95.97%	98.74%	99.54%	24.48%	55.47%	96.15%	7.05	95.59%	63.67%	61.54%	52.91%
Safe Children Coalition	6.92	97.32%	97.85%	99.53%	41.40%	51.52%	88.20%	5.54	95.55%	88.54%	69.23%	65.91%
Statewide	7.39	96.38%	97.30%	99.13%	29.71%	49.53%	91.55%	5.35	93.45%	83.98%	81.19%	57.39%
Red Zone	8.85	92.9%	92.9%	98.9%	36.3%	39.2%	90.8%	4.54	89.9%	89.9%	69.9%	60.0%

Contract Measure – Children Seen Every Thirty Days

Percent of children under supervision who are required to be seen every 30 days – Target = 99.5%

Prior Month End		
Scorecard Measure #4 - Children Under Supervision Who Are Seen Every Thirty Days		
July 2024 as of 08/08/2024		
Report Date Range: 07/01/2024 to 07/31/2024		
Agency	# of Children <u>Not</u> seen in 30 days	% of Children seen timely
CHS	2	99.98% ★
LSF	0	100.00% ★
OHU	2	99.99% ★
NTF	2	99.49%
HFC	6	99.97% ★
Statewide		99.74%
<i>Source Monthly: "Children Under Supervision Who Are Seen Every Thirty Days - Report #1144"</i>		
<i>Target of 99.5%</i>		

Current Month		
Scorecard Measure #4 - Children Under Supervision Who Are Seen Every Thirty Days		
August 2024 as of 08/25/2024		
Report Date Range: 08/01/2024 to 08/31/2024		
Agency	# of Children <u>Not</u> seen in 30 days	% of Children seen timely
CHS	2	99.95% ★
LSF	4	99.96% ★
OHU	2	99.92% ★
NTF	0	100.00% ★
HFC	8	99.94% ★
Statewide		99.74%
<i>Source Monthly: "Children Under Supervision Who Are Seen Every Thirty Days - Report #1144"</i>		
<i>Target of 99.5%</i>		



Monthly Birth Parent Contacts

Target = 70% Mothers and 50% Fathers - seen monthly

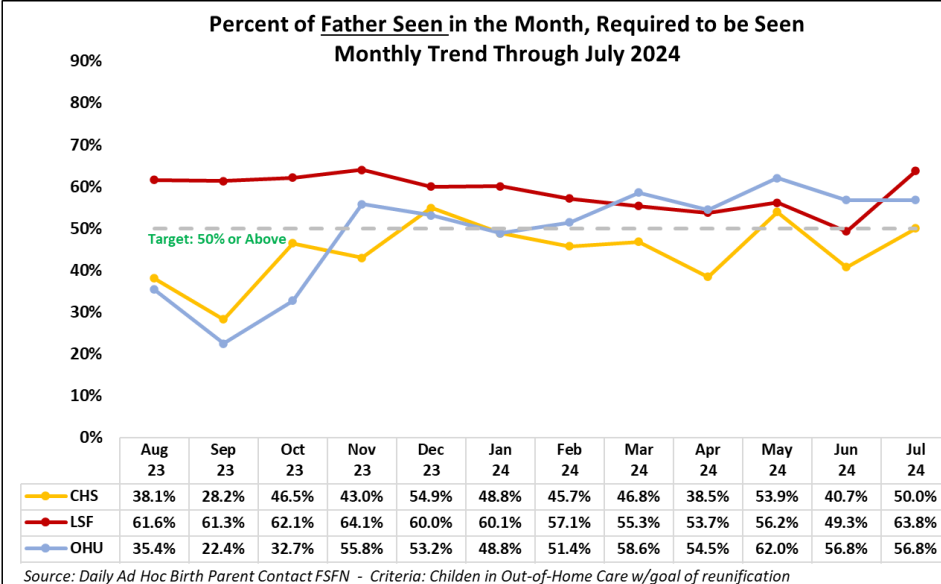
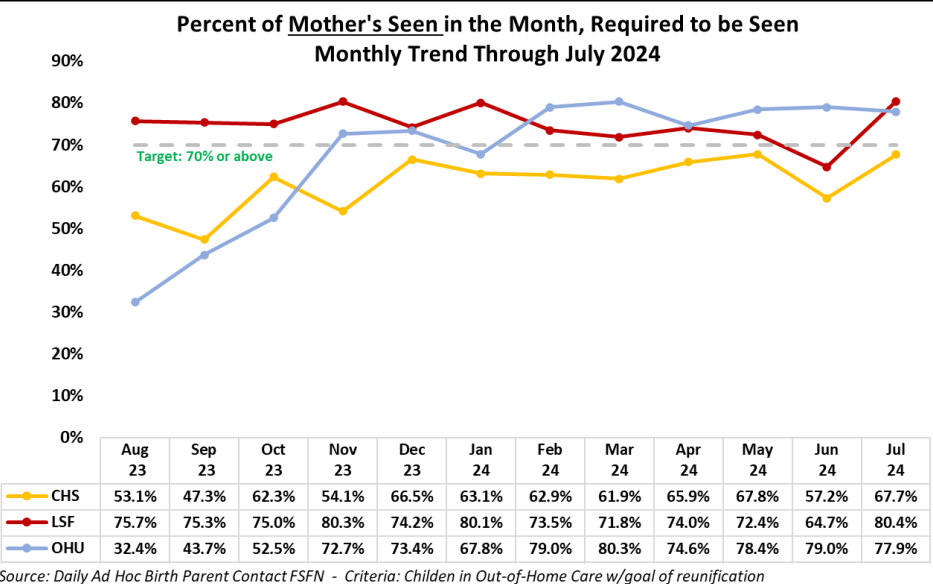
Current
Month

Birth Parent Contact Completed						
August 2024 as of 08/25/2024 (Point in Time)						
AGENCY	# Moms Required	# Moms Completed	Mom % Completed	# Dads Required	# Dads Completed	Dad % Completed
CHS	160	75	46.9%	102	37	36.3%
LSF	151	100	66.2%	123	62	50.4%
OHU	207	133	64.3%	149	58	38.9%
TOTAL	518	308	59.5%	374	157	42.0%

Criteria: Childen in Out-of-Home Care w/goal of reunification
 Source: Daily Ad Hoc Birth Parent Contact FSN

Mothers Seen Target: 70%
 Fathers Seen Target: 50%

- Mother Contact, Target is 70% or above
- Father Contact, Target is 50% or above



Children Re-Entering Out-of-Home Care

Number of Children in a Recent Removal Episode Who Have Had a Prior Reunification or Permanent Guardianship

Re-Entry
into OHC
Last 2
Weeks

Removal Episodes for Children with a Prior Reunification or Permanent Guardianship									
Removals entered into FSFN between 08/25/24 - 08/12/24									
Current Removal Case ID	Child Id	Current Agency	Prior Unit	Current Removal Date	Prior PG or Reunification Discharge Date	Length from Prior Discharge to Current Removal (months)	Range Prior Discharge to Current Removal	SM07 Cohort	FSFN Entry Date
103366757	105284552	LSF	141848-LSF	8/13/2024	8/20/2018	71	> 5.0 yrs	No	8/19/24
	102479424	LSF	141848-LSF	8/13/2024	8/20/2018	71	> 5.0 yrs	No	8/19/24

Source: FSFN Data Warehouse Ad Hoc Report,

Scorecard Measures 7 – Children Who Do Not Re-Enter into OHC after Achieving Permanency

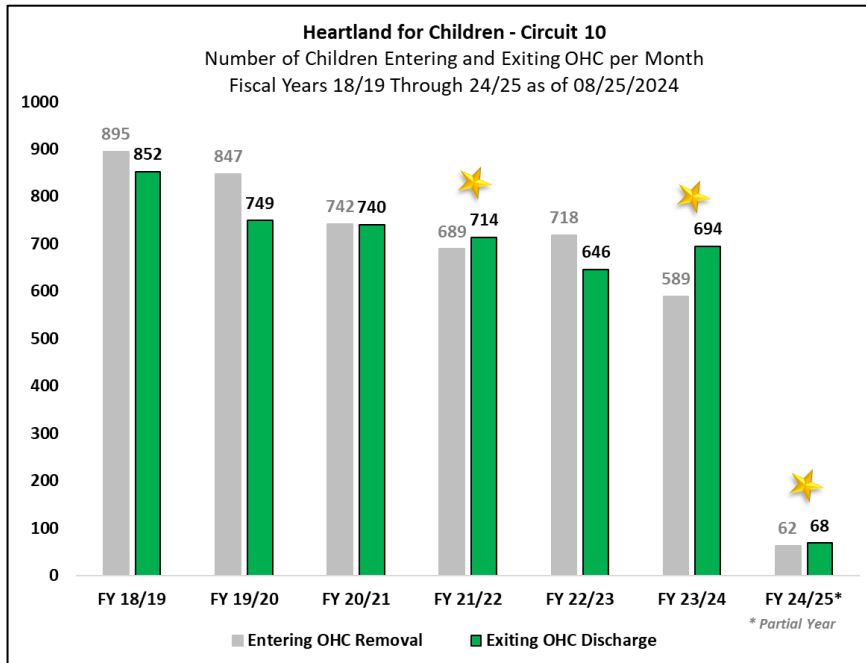
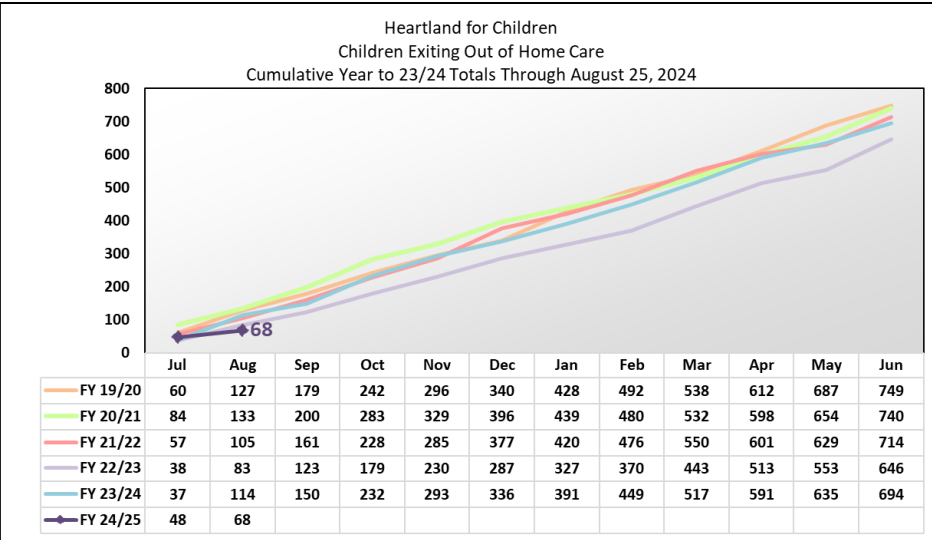
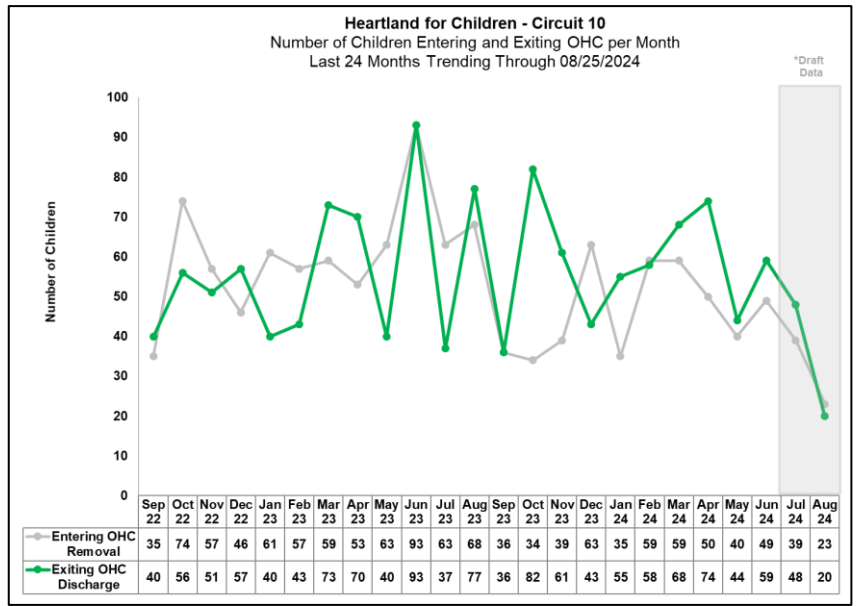
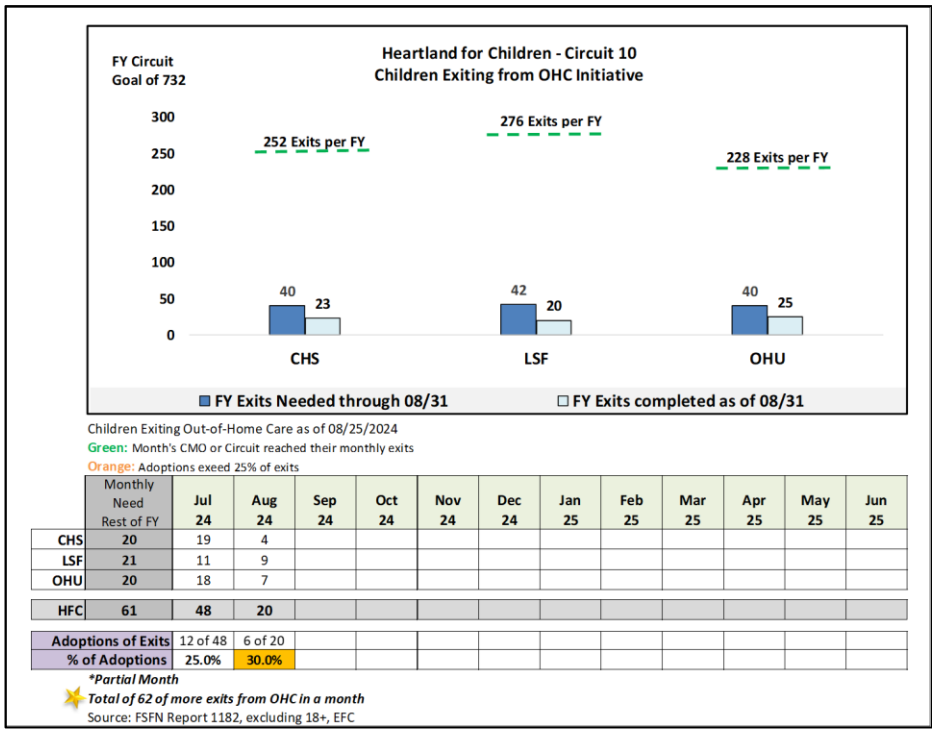
SM07 - Percent of children exiting care to a permanent home within 12 months of entering care – **Target = 94% or Greater**

FY 24/25 Contract Measure – Target = 94%			
FY 24/25 as of 08/25/2024			
Children Who Do <u>Not</u> Re-Enter Care within 12 Months for Children Achieving Permanency July 2023 - June 2024			
Agency	Maintained No Removal Episode	Total Children Permanency w/in 1 year	Percentage Permanency Maintained
CHS	87	92	94.57%
LSF	86	86	100.00%
OHU	70	73	95.89%
HFC Total	244	252	96.83%
Statewide	2,620	2,787	94.01%

Source: Children Who Do Not Re-Enter Foster Care within Twelve (12) Months of Moving to a Permanent Home On-Demand Listing, Report #1100

New Target for FY 24/25
From 91.7%
Up to 94%

FY 2023-2024 Exiting Out-of-Home Care Initiative



Children Achieving Permanency within 12 Months for Children in Out-of-Home Care

Less than 12 Months

FY 24/25 Target is 35%

New Target
for FY 24/25

From 40.5%
Down
to 35%

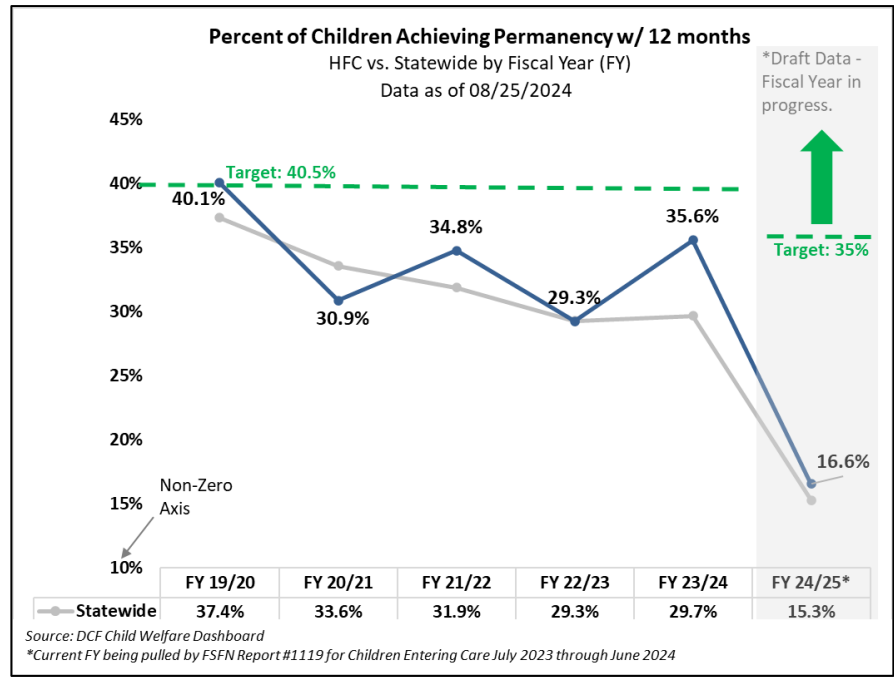
FY 24/25, Target 35%				Percent Timely FY 23/24 (last FY)
Agency	Permanency within 12 mths	Total Children Entered OHC	Percent Timely Permanency	
Children Achieving Permanency within 0-12 Mths for Children Entering OHC July 2023 to June 2024 (as of 08/25/2024)				
CHS	32	179	17.9%	36.8%
LSF	28	196	14.3%	36.1%
OHU	39	222	17.6%	33.8%
HFC Total	99	597	16.6%	35.60%
Statewide	1,223	7,991	15.3%	29.70%

Source: Children Exiting OHC to a Permanent Home within Twelve Months of Entering Care #1119
*Permanency = adoption, permanent guardianship or reunification w/ parent



FY 2024 / 2025, Target 35%			
Children Achieving Permanency within 0-12 Mths for Children Entering OHC July 2023 - June 2024 (as of 08/25/2024)			
Agency / Unit (Actual)	Permanency within 12 mths	Total Children Entered OHC	Percent Timely Permanency
CHS	32	179	17.9%
141834-CHSFL	6	11	54.5%
141846-CHSFL	0	25	0.0%
141839-CHSFL	4	59	6.8%
141835-CHSFL (Adop)	6	20	30.0%
141852-CHSFL	13	54	24.1%
LSF	28	196	14.3%
141828-LSF	5	28	17.9%
141827-LSF	0	23	0.0%
141836-LSF	1	16	6.3%
141845-LSF	5	34	14.7%
141848-LSF	3	15	20.0%
141849-LSF	7	43	16.3%
141850-LSF (Adop)	5	9	55.6%
141929-LSF	2	27	7.4%
14-HFC-LSF ADMIN (IL)	0	1	0.0%
OHU	39	222	17.6%
142853-OHU-HARDEE	2	24	8.3%
142854-OHU-HIGHLANDS (IL)	0	1	0.0%
142855-OHU-HIGHLANDS	15	89	16.9%
140121-OHU-HIGHLANDS (Adop)	2	8	25.0%
142858 OHU-POLK	12	24	50.0%
142852-OHU-POLK	1	55	1.8%
142856-OHU-POLK	7	21	33.3%
HFC Total	99	597	16.6%
Statewide	1,223	7,991	15.3%

Source: Children Exiting OHC to a Permanent Home within Twelve Months of Entering Care #1119
*Permanency = adoption, permanent guardianship or reunification w/ parent



Children Achieving Permanency in 12 Months for Children in Out-of-Home Care

between 12-23 month

FY 24/25 Target is 43.8%

New Target
for FY 24/25

From 43.6%
Up to 43.8%

FY 24/25, Target 43.8%				Percent Timely FY 23/24 (last FY)
Children Achieving Permanency within 12-23 Mths for Children in OHC 12-23 Months as of 07/01/24 (as of 08/25/2024)				
Agency	Permanency within 12-23 mths	Total Children LOS 12-23 mths	Percent Timely Permanency	
CHS	3	118	2.5%	37.9%
LSF	10	110	9.1%	41.7%
OHU	6	102	5.9%	49.0%
HFC Total	19	330	5.8%	42.6%
Statewide	396	4,894	8.1%	46.2%

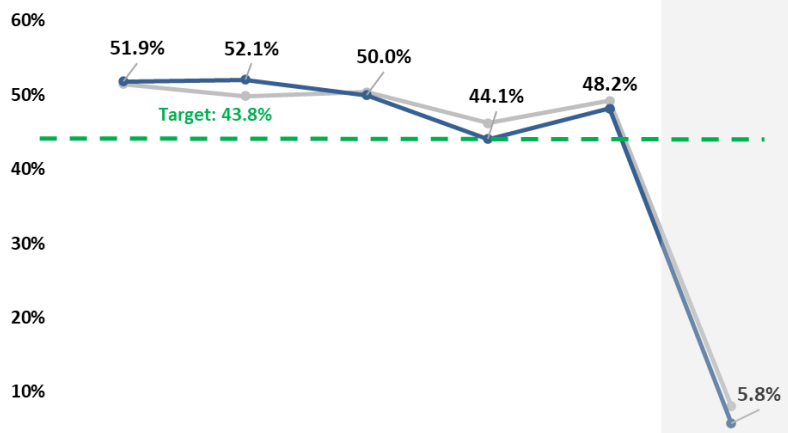
Source: Children Achieving Permanency w/ 12 Months for children in OHC 12-23 Months #1138
*Permanency = adoption, permanent guardianship or reunification w/ parent



FY 24/25, Target 43.8%			
Children Achieving Permanency within 12-23 Mths for Children in OHC 12-23 Months as of 07/01/24 (as of 08/25/2024)			
Agency / Unit	Permanency within 12 mths	Total Children Entered OHC	Percent Timely Permanency
CHS	3	118	2.5%
141846-CHSFL	2	16	12.5%
141839-CHSFL	0	27	0.0%
141835-CHSFL (Adop)	0	27	0.0%
141852-CHSFL	1	34	2.9%
LSF	10	110	9.1%
141828-LSF	0	11	0.0%
141827-LSF	1	6	16.7%
141836-LSF	1	12	8.3%
141845-LSF	3	16	18.8%
141848-LSF	0	8	0.0%
141849-LSF	2	28	7.1%
141850-LSF (Adop)	2	10	20.0%
141929-LSF	1	19	5.3%
OHU	6	102	5.9%
142853-OHU-HARDEE	1	25	4.0%
142855-OHU-HIGHLANDS	0	14	0.0%
140121-OHU-HIGHLANDS (Adop)	3	10	30.0%
142858 OHU-POLK	0	10	0.0%
142852-OHU-POLK	2	26	7.7%
142856-OHU-POLK	0	17	0.0%
HFC Total	19	330	5.8%
Statewide	396	4,894	8.1%

Children Exiting Out-of-Home Care to a Permanent Home within Twelve Months
for Children in Out-of-Home Care Twelve to Twenty-Three Months On-Demand
Listing - Report #1138

Percent of Children Achieving Permanency w/ 12-23 months
for Children in OHC 12 Months or Longer as of 07/01/24 *Draft Data -
Fiscal Year in progress.
HFC vs. Statewide by Fiscal Year (FY)
Data as of 08/25/2024



Source: DCF Child Welfare Dashboard
*FY 23/24 is being pulled by FSN Report #1119 for Children Entering Care July 2022 through June 2023

Federal Measure - Children Achieving Permanency within 12 Months for Children in Out-of-Home Care

24 Months or More

FY 23/24 Target is 37.3%

New Target
for FY 24/25

From 30%
Down
to 37.3%

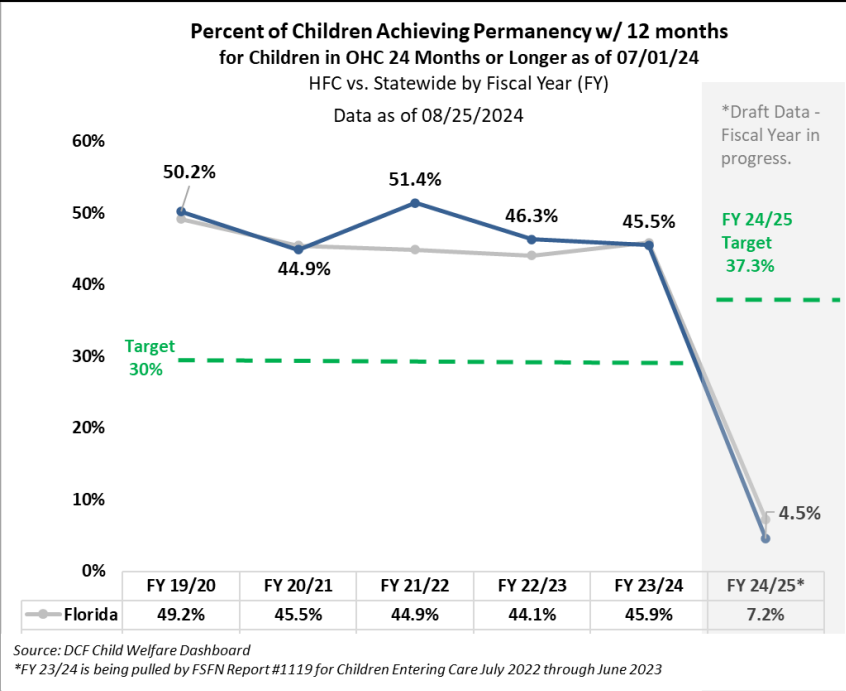
Statewide Measure - FY 24/25, Target 37.3%				Percent Timely FY 24/25 (last FY)
Children Achieving Permanency within 12 Months for Children in OHC 24+ Months as of 07/01/24 (as of 08/25/2024)				
Agency	Permanency Since July 1st	Total Children in OHC 24+ Months	Percent Timely Permanency	
CHS	2	92	2.2%	43.6%
LSF	3	113	2.7%	46.1%
OHU	9	103	8.7%	42.0%
HFC Total	14	308	4.5%	46.2%
Statewide	371	5,133	7.23%	42.88%

Source: Children Achieving Permanency w/ 12 Months for children in OHC 24 Months or Longer #1197
*Permanency = adoption, permanent guardianship or reunification w/ parent

By
Unit

Statewide Measure - FY 24/25, Target 37.3%			
Children Achieving Permanency within 12 Months for Children in OHC 24+ Months as of 07/01/24 (as of 08/25/2024)			
Agency / Unit	Total Children in OHC 24+ Months	Permanency Since July 1st	Percent Timely Permanency
CHS	2	92	2.2%
141832-CHSFL (IL)	0	1	0.0%
141846-CHSFL	0	4	0.0%
141839-CHSFL	0	6	0.0%
141835-CHSFL (Adop)	2	64	3.1%
141852-CHSFL	0	12	0.0%
LSF	3	113	2.7%
141828-LSF	0	25	0.0%
141827-LSF	0	4	0.0%
141836-LSF	1	23	4.3%
141845-LSF	0	16	0.0%
141848-LSF	0	6	0.0%
141849-LSF	0	9	0.0%
141850-LSF (Adop)	0	1	0.0%
141929-LSF	2	27	7.4%
OHU	9	103	8.7%
142853-OHU-HARDEE	0	19	0.0%
142855-OHU-HIGHLANDS	0	17	0.0%
140121-OHU-HIGHLANDS (Adop)	7	37	18.9%
142858 OHU-POLK	0	1	0.0%
142852-OHU-POLK	1	14	7.1%
142856-OHU-POLK	1	15	6.7%
HFC Total	14	308	4.5%
Statewide	371	5,133	7.2%


Children Exiting Out-of-Home Care to a Permanent Home within Twelve Months for Children in Out-of-Home Care Twenty-Four Months or More On-Demand Listing - Report #1197



Adoption Finalizations

Percent of Adoptions Finalized with 24 Months of Removal & Percent of Adoption Goal Met

Heartland for Children - DCF Circuit 10
Adoption Finalizations for FY 24-25



Upcoming Finalization
Dates FY(24/25)

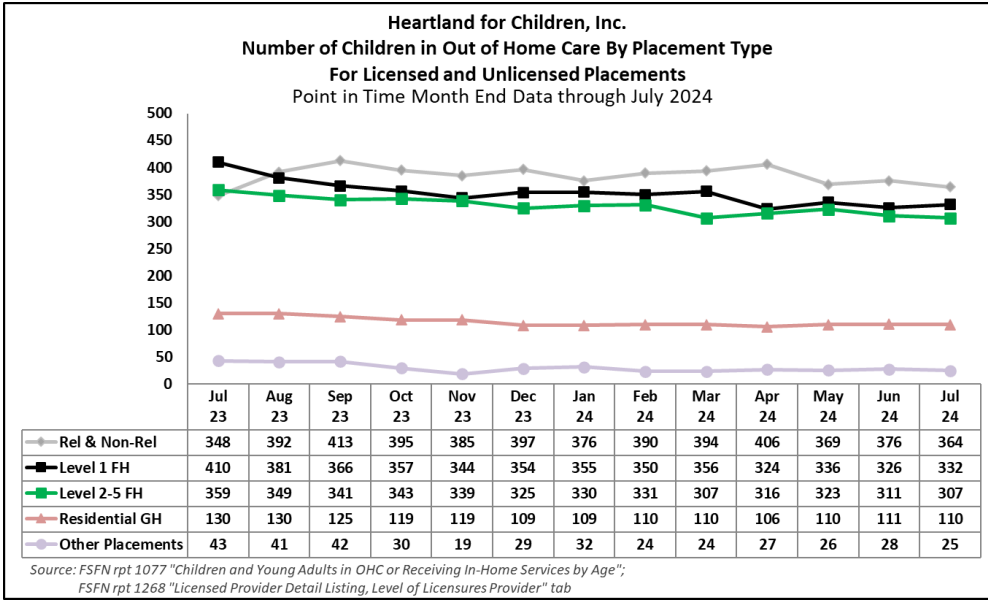
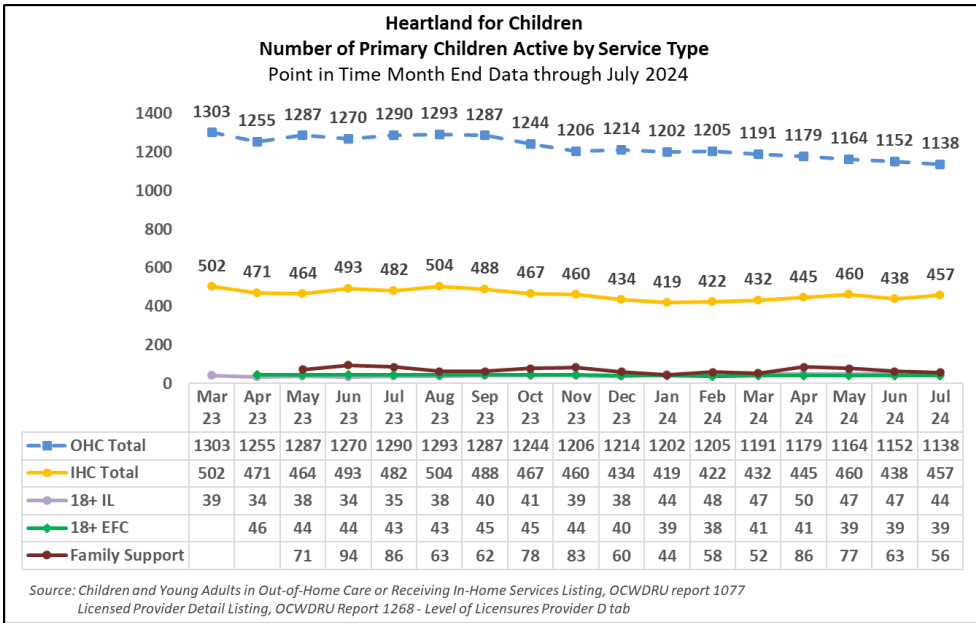
- September 18 & 25, 2024
- October 23 & 30, 2024
- November 13 & 20, 2024

Source: HFC Adoption Database; Data-as-of: August 25, 2024

Adoption Finalizations FY 24-25 - <u>1st Quarter</u> as of 08/25/2024	
CMO	Finalized Adoptions YTD
CHS	1.5
LSF	3.5
OHU	11.5
Total	16.5

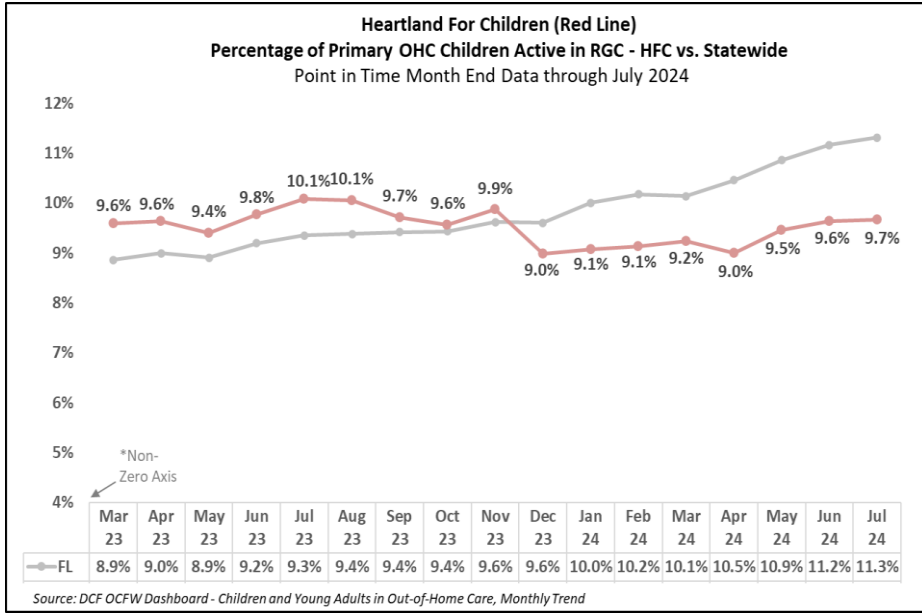
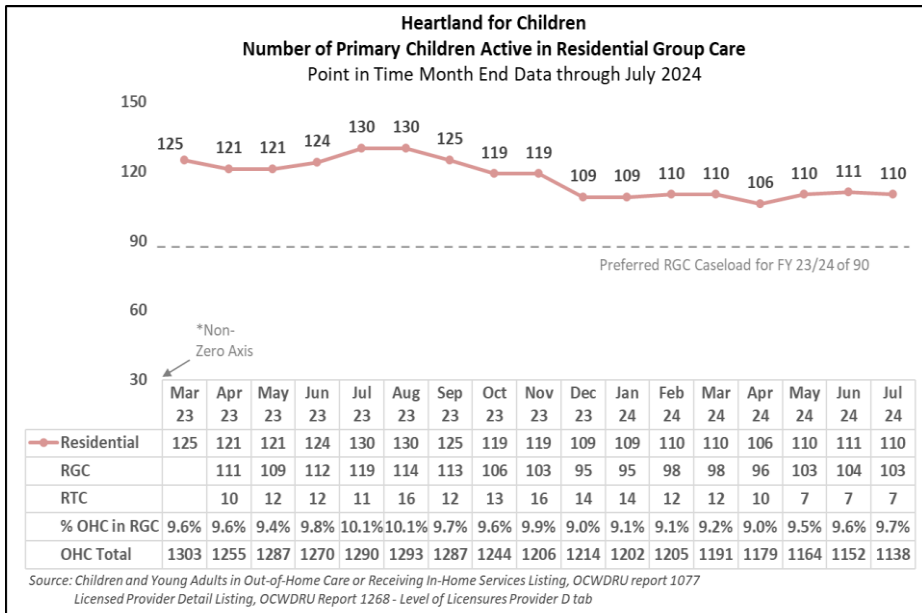
Children and Families being Served for In-Home, Out-of-Home and Family Support - 12 months prior

Children Served at Month End by Service Type



Children and Families being Served for In-Home, Out-of-Home and Family Support - 12 months prior

➤ Number and Percent of Children Serviced in Residential Care



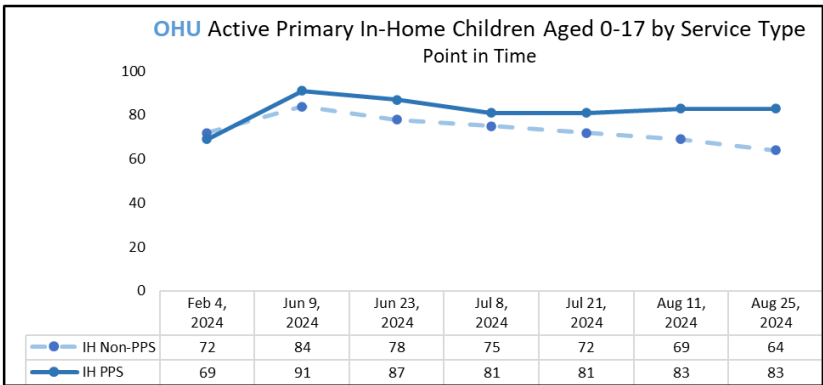
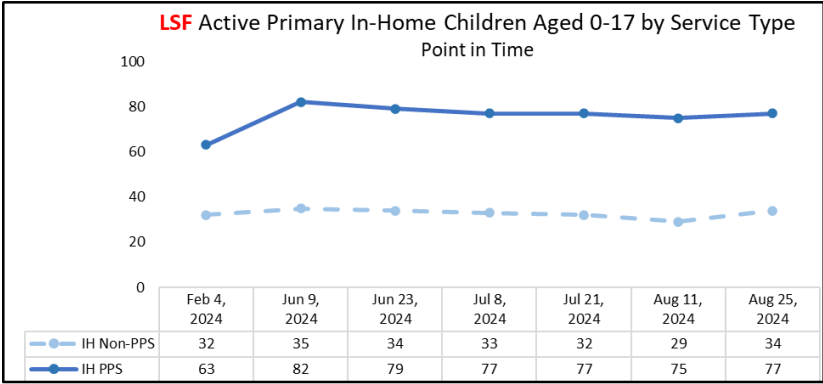
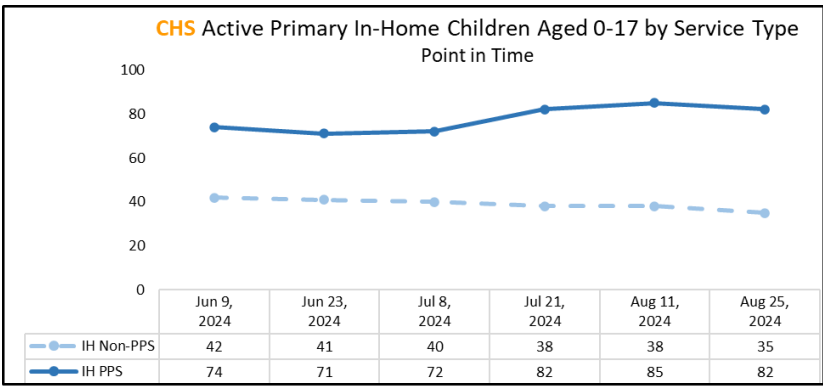
Circuit 10 Percent of Group Homes, Percent of Beds Licensed and Utilized Point in Time as of July 2024 Month End

Group Home / Shelter Type	Currently licensed beds	% utilized previous month	Number of beds on the horizon for development
Shelter - NFI	12	72.6%	0
Shelter - YFA George Harris	24	62.1%	0
At-Risk: Anchor House	12	61.8%	17
At-Risk: A Second Chance	6	72.0%	0
At-Risk: Serenity Place-Chandler	6	83.3%	0
At-Risk: Serenity Place-Julius	6	90.9%	0
At-Risk: Serenity Place-Villa	12	71.2%	0
At-Risk: Integrity Care - Kaley	6	100.0%	0
At-Risk: Integrity Care - Kittansett	6	91.4%	0
At-Risk: Integrity Care - Sunset	6	79.6%	0
At-Risk: Integrity Care - Whispering	6	99.5%	0
At-Risk: NFI	N/A	N/A	6

FY 2023-2024 Children In-Home Care Closures Initiative

PPS: Post Placement Supervision (Children Reunified with the Removal Parent)

Non-PPS: Children Receiving In-Home Services the entire time from Case Transfer from DCF to CMO (*Also includes ICPC)



Heartland for Children												
Active Primary Children Aged 0-17 Receiving In-Home Services - PPS and Non-PPS												
Data as of 08/25/24												
CMO	In-Home Service Type	0-4 Months	5 Months	6 Months	7-9 Months	10 Months	11 Months	12-15 Months	16-23 Months	24-35 Months	36+ Months	CMO Total
CHS	Non-PPS	15	5	3	0	0	0	3	1	8	0	35
	PPS	43	12	5	11	5	3	0	3	0	0	82
CHS Total		58	17	8	11	5	3	3	4	8	0	117
LSF	Non-PPS	11	4	6	2	0	0	7	2	2	0	34
	PPS	37	16	6	11	6	0	1	0	0	0	77
LSF Total		48	20	12	13	6	0	8	2	2	0	111
OHU	Non-PPS	22	4	4	7	3	1	6	5	5	7	64
	PPS	36	20	6	15	1	0	3	2	0	0	83
OHU Total		58	24	10	22	4	1	9	7	5	7	147
NTF	Non-PPS	67	0	0	0	0	0	0	0	0	0	67
	PPS	67	0	0	0	0	0	0	0	0	0	67
NTF Total		67	0	0	0	0	0	0	0	0	0	67
HFC	Non-PPS	115	13	13	9	3	1	16	8	15	7	200
	PPS	116	48	17	37	12	3	4	5	0	0	242
HFC Total		232	61	30	46	15	4	20	13	15	7	443

Source: Children and Young Adults Actively Receiving IH Services or in OHC Care Daily Listing - FSN Report #1329
PPS = Post Placement Supervision; Non-PPS = DCF Case Transfer to CMO, In-Home Services

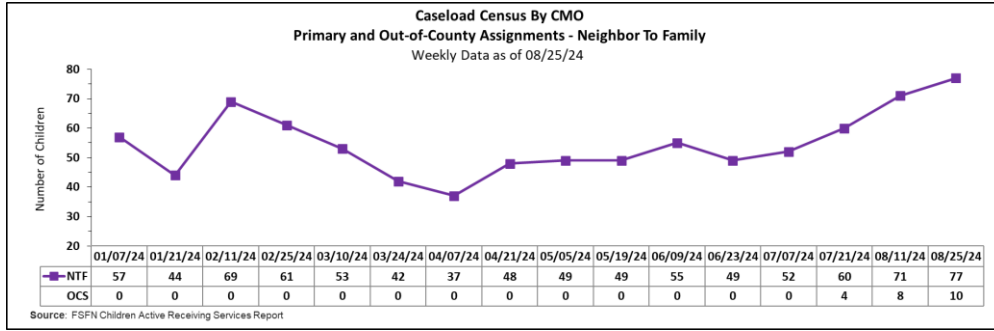
In-Home Service Providers Caseload and Referrals Received

Point-in-Time as of August 25, 2024				
In-Home Provider/Service	Current Census	Immediate Openings	Projected Openings within next 3 weeks (need Referrals to fill)	Mindshare Referrals from July 22 to Aug 10 (Referrals Since the last PQI date)
Youth Villages	32	4	3	4
Neighbor To Family (Safety Mgmt)	12	0	12	10
PRC Home to Stay (Reunification)	35	5	0	3
PRC Home to Stay (Prevention)	10	12	0	2
SCARF (Family Support)	35	16	10	-
SCARF (Legal)	12	5	3	-
UW Supervised Visitation	4	6	1	-
CHS BSFT	12	5	5	-
CHS CPP	8	2	2	-
NFI FFT- Traditional	33	0	0	16
NFI FFT- Prevention	11	0	0	-
NFI FFT- Foster Care	41	5	5	2
Chosen	1	10	10	-

Source: HFC Quality & Contract Management Department Reports

Caseload Census Information

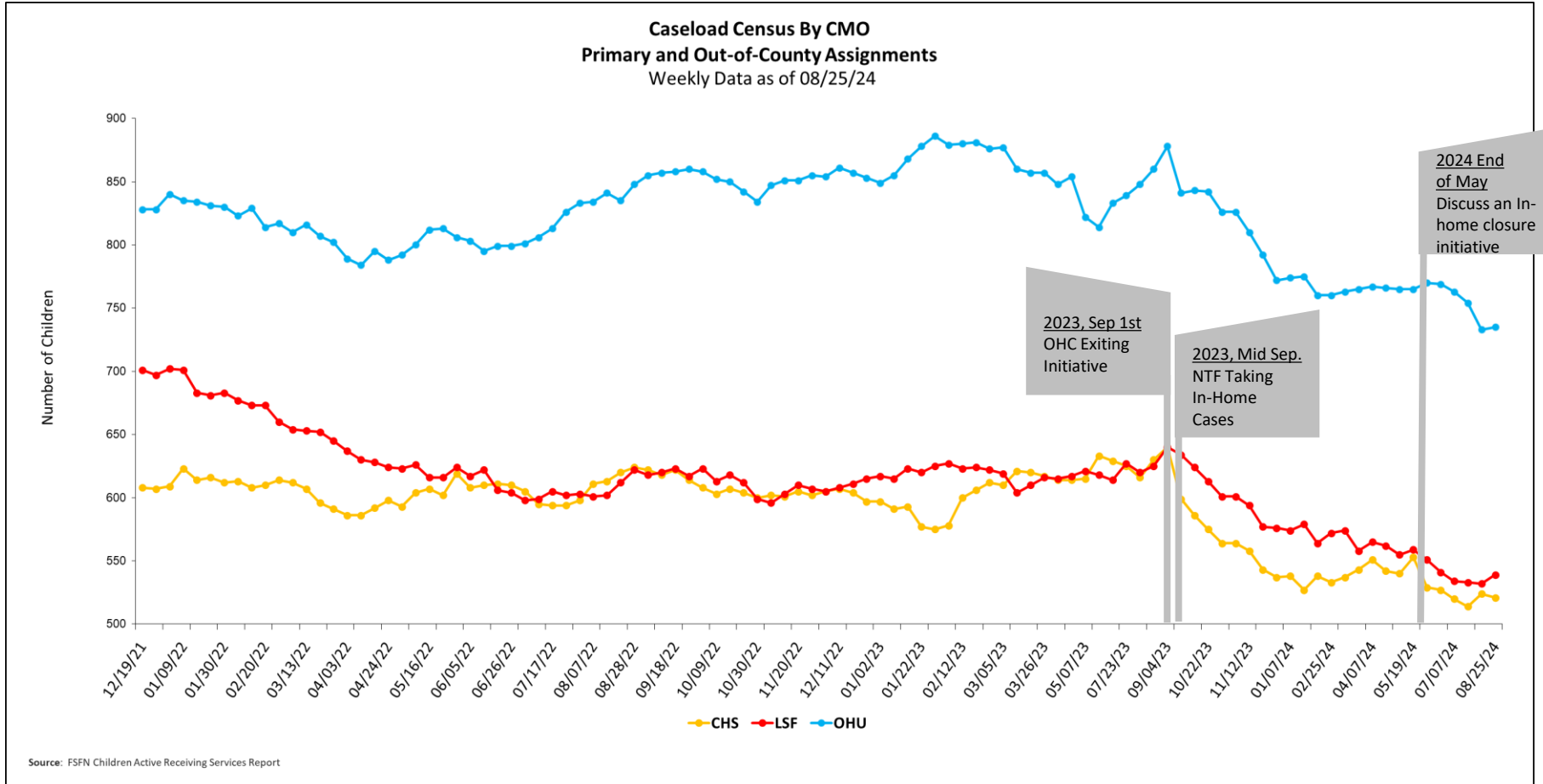
CBC Services Weekly Caseloads By CMO



Number of Children by CMO

Last 6 Reporting Periods

Agency	5/19/2024	6/9/2024	6/23/2024	7/7/2024	7/21/2024	8/11/2024	8/25/2024
CHS	553	529	527	520	514	524	521
LSF	559	551	541	534	533	532	539
OHU Primary	561	572	576	567	559	553	555
OHU/OCS	204	198	193	196	195	180	180
OHU Total	765	770	769	763	754	733	735
NTF Primary	49	55	49	52	56	63	67
NTF/OCS					4	8	10
NTF Total					60	71	77
HFC Total	1,926	1,906	1,889	1,875	1,861	1,860	1,874



Average Caseload of Case Managers

Case Manager Caseload Breakdown by Agency – Data as of 08/25/2024

Average Caseload of Case Managers							
CMO	1-5 Children in Caseload	6-15 Children in Caseload	16-24 Children in Caseload	25-29 Children in Caseload	30+ Children in Caseload	Total Case Managers*	Avg # of Children per CM
CHS	0	1	2	6	8	17	30.6
LSF	1	5	18	3	0	27	20.0
OHU	2	1	0	12	8	23	32.0
NTF	0	7	0	0	0	7	11.0
# of CMs	3	14	20	21	16	74	25.3

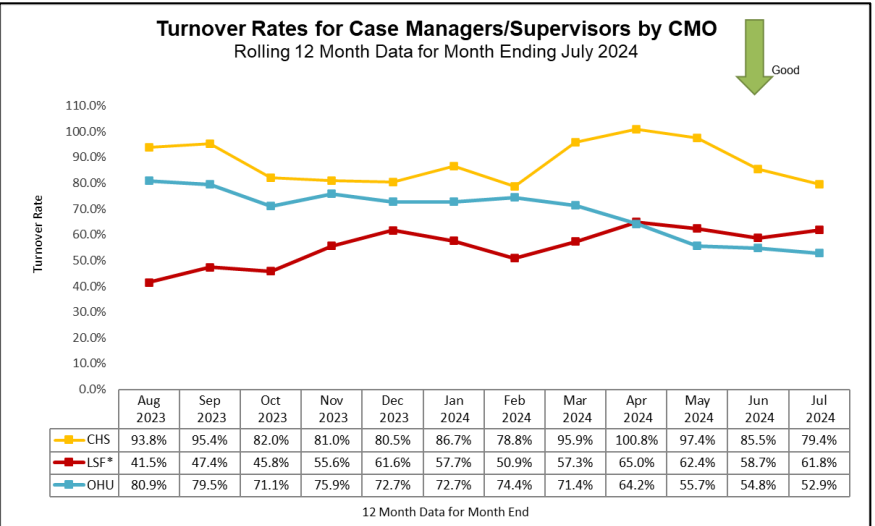
Percent of Case Managers That Are at or Under the National Caseload Standard of 15			
CMO	# Case Managers w/ Primary Caseload	# with Caseload at 15 or lower	Percent at 15 or lower
CHS	17	1	5.9%
LSF	27	6	22.2%
OHU	23	3	13.0%
NTF	7	7	100.0%
HFC	74	17	23.0%

* Data Excludes Unit Supervisors, FTC Facilitators & Resigned CMs Count

Turnover Rates for Case Managers/Supervisors

12 Month Case Manager Turnover Rates by Agency

Employee Turnover Rates By CMO		
12 Month Data for Month Ended July 2024		
CMO	Case Manager	Case Manager Supervisor
CHS	79.4%	35.3%
LSF*	61.8%	24.0%
OHU	52.9%	26.1%



Caseload Census by Case Manager and Organization

Data as of 08/25/2024

Caseload of 1 - 5 Children		
CMO	Case Workers	#
LSF	Durant, Paris	5
OHU	Colon, Lisette	5
OHU	Gadson, Berlendah	1

Caseload of 16 - 24 Children (-3)		
CMO	Case Workers	#
LSF	Pena, Yulissa	24
LSF	Willingham, Jadashia	23
LSF	Bickel, Sherry	22
LSF	Renfro, Andrew	22
LSF	Lynch, Rodina	22
LSF	Malave, Luis	22
LSF	Williams, Careatha	21
LSF	Ellis, Darren	21
LSF	Franklin, Yoshika	20
LSF	Lott, Carla	20
LSF	Pierce, Pamela	20
LSF	Blocker, Amanda	20
LSF	Coleman, Tangela	19
LSF	Morris, Alundrea	19
LSF	Bon-Fiol, Nikol	18
CHS	Fort, Angela	17
LSF	Cruz, Veronica	17
LSF	Pamphile, Emmanuella	17
LSF	Hockenberry, Matthew	16
CHS	Vegter, Hope	16

Caseload of 25 - 29 Children (+6)		
CMO	Case Workers	#
OHU	Dedrick, Dawn	29
OHU	Pizarro, Frances	29
OHU	Young, Vanessa	28
OHU	Garcia, Anaekidie	28
CHS	Bain, Claire	28
CHS	Sisk, Sarah	28
OHU	Beach-Solmo, Amber	28
CHS	Beasley, Charlita	28
CHS	Knowlton, Sera	28
CHS	Standen, Brayden	27
OHU	Cleveland, Tammy	27
OHU	Valencia, Alejandro	27
OHU	Cruz, Michelle	27
OHU	Isaacs, August	27
LSF	Brown, Desiree	27
OHU	Thompson, Wyshana	26
OHU	Cherident, Camy	26
LSF	Diamond, Savannah	26
OHU	Brutus, Marie	26
LSF	Ramnaugh, Shan	25
CHS	Covington, Walter	25

Unit Supervisors Carrying Cases (-1)		
CMO	Case Workers	#
OHU	Colon, Lisette	5
CHS	Cortes, Jennifer	2
OHU	Gadson, Berlendah	1

Caseload of 6 - 15 Children (-2)		
CMO	Case Workers	#
OHU	Shay, Ryan	15
LSF	Thomas, Tracy	14
NTF	Jones, Gwendolyn	13
NTF	Cruz, Ana	13
NTF	Bates, Brittany	12
LSF	Townes, Rachel	12
NTF	Conklin, Danielelle	12
LSF	Koons, Brittney	12
LSF	Linen, Fawn	11
NTF	Mattison, Sharon	11
NTF	Tetreault, Taylor	9
LSF	Escartin Vega, Kathia	8
NTF	Wolf, Lauren	7
CHS	Oneall, Tracy	6

Caseload of 30+ Children (-2)		
CMO	Case Workers	#
OHU*	Bailon, Margarita	49
OHU	Washington, Woodrica	47
OHU*	Fuentes, Norma	45
OHU*	Villegas, Anna	43
OHU	Kohn, Ludessa	38
CHS	Bruce, Kortney	36
OHU	Mcgahee, Timika	35
OHU*	Simmons, Shannon	35
CHS	Meola, Laura	33
CHS	Hiers, Katherine	32
CHS	Angulo, Kayla	32
CHS	Rodgers, Aleah-Faith	31
CHS	James, Aleah	31
CHS	Mcpheil, Allissa	31
CHS	Kaina, Kelly	31
OHU	Johnson, Randi	30

Circuit 10 Children Active by Assignment Role for CMO TAYS, FTC and Adoption Workers
Data as of 08/25/24

Case Worker	Pri.	Sec.	OOO	Grand Total
Nieves, Carlos	26	0	0	26
Humber, John	10	66	0	76
TAYS - CHS	36	66	0	102
Cruz, Cheyleen	1	0	0	1
Mills, Clyatt	2	0	0	2
FTC - CHS	3	0	0	3
Cortes, Jennifer	2	38	0	3
Dawes, Dominique	20	6	0	40
Whiting, Kari	0	5	0	26
Adoptions - CHS	22	49	0	71
Peralta, Joshua	35	0	0	71
Jones, Dane	0	44	0	35
TAYS - LSF	35	44	0	79
Collins, Sara	1	6	0	79
Hampton, Sharday	0	9	0	9
Adoptions - LSF	1	15	0	16
Metelus, Getro	3	17	1	21
Sandbrook, Mary	11	26	0	37
Vazquez, Roger	6	39	1	46
TAYS - OHU	20	82	2	104
Sherwood, Drake	0	1	0	1
FTC - OHU	0	1	0	1
Howe, Danielle	13	0	0	13
Nettles, Markisha	13	2	0	15
Southall, Akeva	15	1	0	16
Ventura, Armando	1	3	0	4
Brody, Jessica	0	1	0	49
Adoptions - OHU	42	7	0	49
TAYS Total	91	192	2	285
FTC Total	3	1	0	4
Adoptions Total	65	71	0	136

Pri. = Primary - *Sec.* = Secondary - *OOO* = Out of County
Data Source: FSN Report - Children Active Receiving In-Home or Out-of-Home Services Daily Listing by District

*These OHU case managers contain caseloads that are over 65% OCS cases. On average an OCS case compares to 1.54 regular cases (i.e., 20 OCS cases approx. equals 13 regular cases).

All CHS case managers are supported by Case-Aim support. On average a Case-Aim supported case compares to 1.33 regular cases (i.e., 20 cases with Case-Aim approx. equals 15 cases without Case-Aim support).

Red = Supervisors, FTC Facilitators & Resigned CMs carrying cases **Orange** = Terminated Workers Carrying Caseloads in FSN

Healthcare Information (Medical, Dental, Immunization, and Psychotropic Medications)

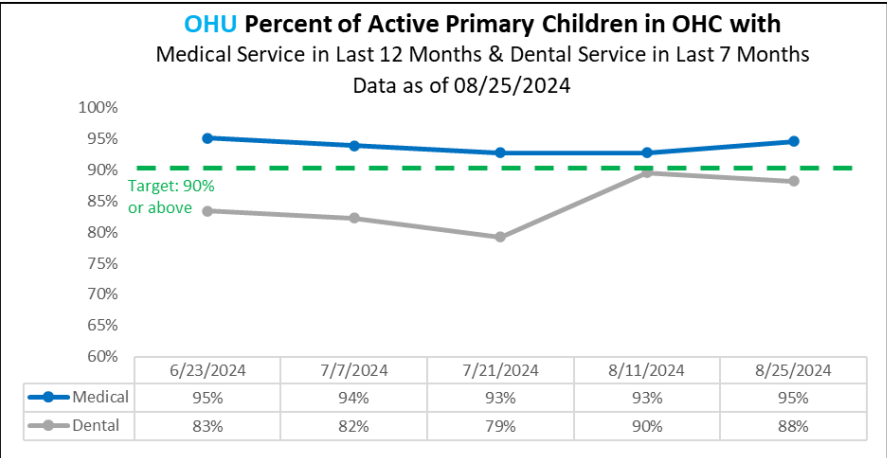
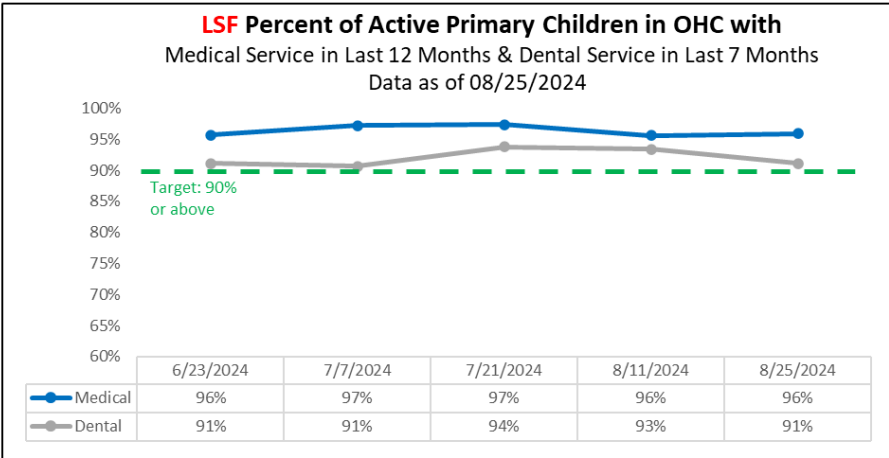
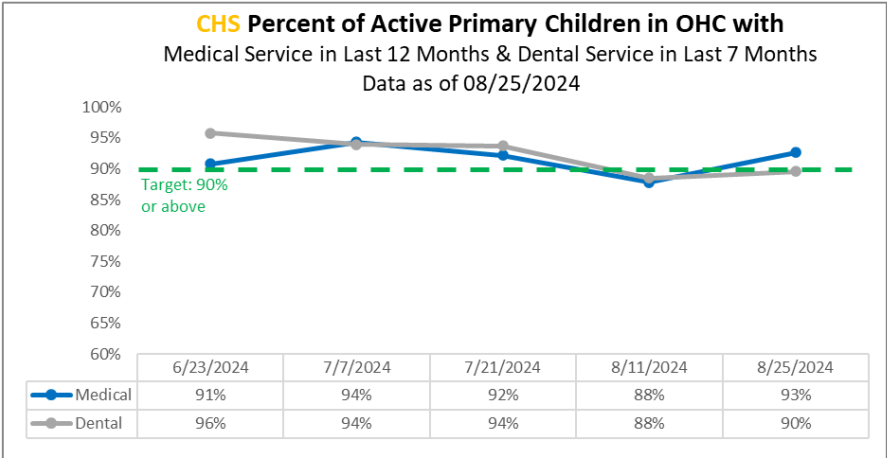
Data Entered Into FSFN for Children in Out-of-Home Care

Health Information in FSFN for Children in OHC as of 08/25/2024					
Agency	# of Children in OHC	% With a Medical Record in FSFN	% With Medical Service in last 12 Months	% With Dental Service in Last 7 months	% with Immunizations Up to Date
CHS	368	100.0%	92.7%	89.6%	90.2%
LSF	391	100.0%	95.9%	91.1%	96.9%
OHU	387	100.0%	94.6%	88.2%	97.4%
HFC	1146	100.0%	94.4%	89.6%	94.9%

Source: FSFN report 1009 "Source: "Healthcare Service Information for OHC"

Health Information in FSFN as of 08/25/2024				
Agency	# of Missing Medical Records	# of Medical Appointments Needing Update	# of Dental Appointments Needing Update	# of Immunization Needing Update
CHS	0	27	28	36
LSF	0	16	23	12
OHU	0	21	32	10
HFC	0	64	83	58

Source: "Healthcare Service Information for OHC - Report 1009"



Psychotropic Medications

Children with Psychotropic Medications Prescriptions

Heartland For Children					
Number of Children in Out-of-Home Care with at Least one Psyc. Medication and Percent of Children w/ a Valid Consent					
Data as of 08/25/2024					
Agency	All Children in OHC	% of Children in OHC w/ Psyc Meds	All Children with Psyc Meds	# of children w/ a current parent or court order	% w/ a current parent or court order
CHS	385	11.2%	43	42	97.7%
LSF	406	11.6%	47	47	100.0%
OHU	394	8.1%	32	32	100.0%
HFC	1,190	10.3%	122	121	99.2%
DCF	1	0.0%	0	0	0.0%
Statewide	17,591	14.3%	2,518	2,479	98.5%

Source: Children in OHC with One or More Current Prescriptions for a Psychotropic Medication, Ages 0 to 17 - #1002
 Source: Children and Young Adults in Out-of-Home Care or Receiving In-Home Services Listing - #1077
 Valid = Children with a parent consent and the parents are TPR'd are not considered valid consents


Education for Children in OHC – School Enrollment

School Enrollment for Children in Out-of-Home Care

School Enrollment Updated in FSFN for School Year 24/25			
CMO	Updated School Record	Eligible Children in OHC	Percent Updated
CHS	181	235	77%
LSF	179	210	85%
OHU	215	232	93%
Total	575	678	85%

Percentage of Eligible Children in OHC and Enrolled in School, Year 24/25

Data as of 08/25/2024



	8/19/2024	8/25/2024
CHS	25%	77%
LSF	55%	85%
OHU	86%	93%

*Source Report: FSFN - School Enrollment Listing for Eligible Children and Young Adults in Out-of-Home Care - Report #1217
Filter - Leady Agency: Heartland for Children

Enrolled - Children in OHC who have been enrolled in schooling after 8/1/2024

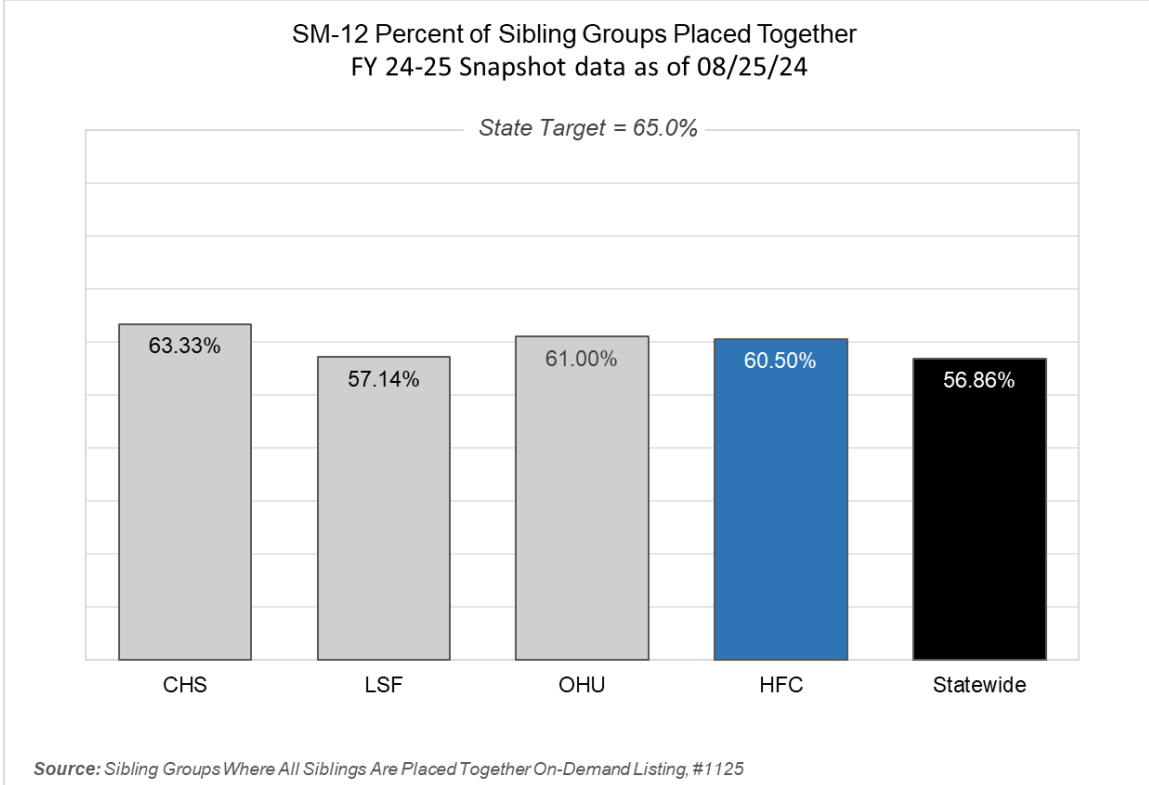
Scorecard Measure 12 – Separated Siblings

SM12 - Percentage of sibling groups in out-of-home care where all siblings are placed together – Target = 65.0%

SM12 - Percent of Sibling Groups Placed Together FY 24-25 Snapshot data as of August 25, 2024			
Agency	Number of Cases w/ Siblings Together	Total Cases Sibling Groups	Percent of Siblings Placed Together
CHS	57	90	63.33%
LSF	52	91	57.14%
OHU	61	100	61.00%
HFC	170	281	60.50%
Statewide	2,275	4,001	56.86%

Source: Sibling Groups Where All Siblings Are Placed Together On-Demand Listing, #1125

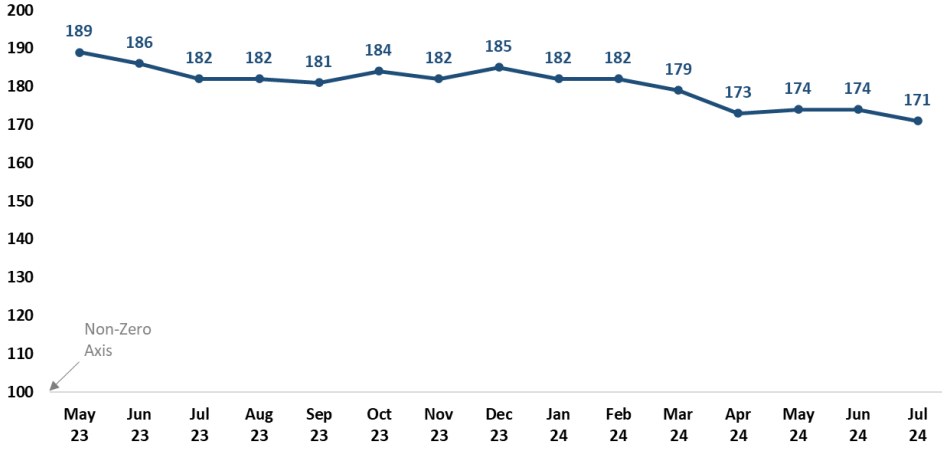
Number of sibling groups to achieve SM12 target – 28 Sibling Groups



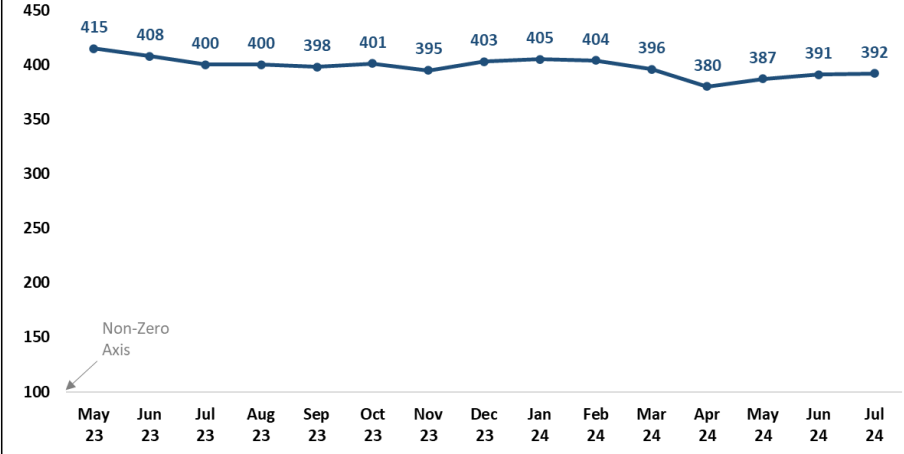
Trends for Foster Parent Recruitment

Number of Foster Homes and Foster Bed Capacity
Percent of Foster Home Utilization and Teen Placement in a Foster Home

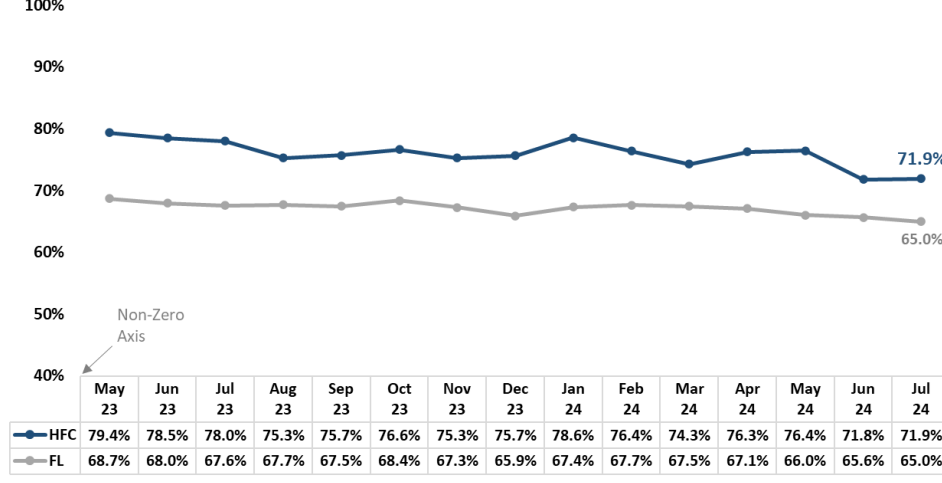
Heartland for Children
Number of Foster *Homes* - Months End Snapshot
Last 15 Months through July 2024



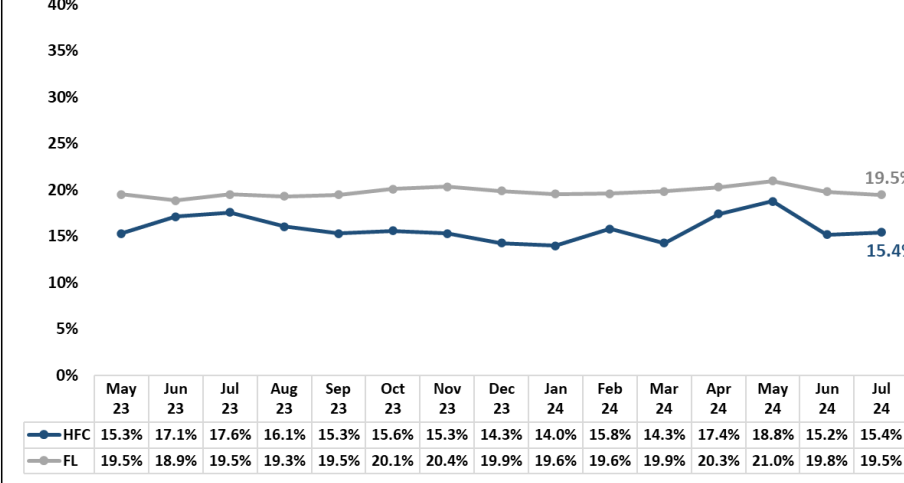
Heartland for Children
Number of Foster *Beds* - Months End Snapshot
Last 15 Months through July 2024



Heartland for Children
Percent of Foster Homes Utilized (w/a Placement)
Last 15 Months through July 2024



Heartland for Children
Percent of Foster Homes w/a Teen Placement
Last 15 Months through July 2024

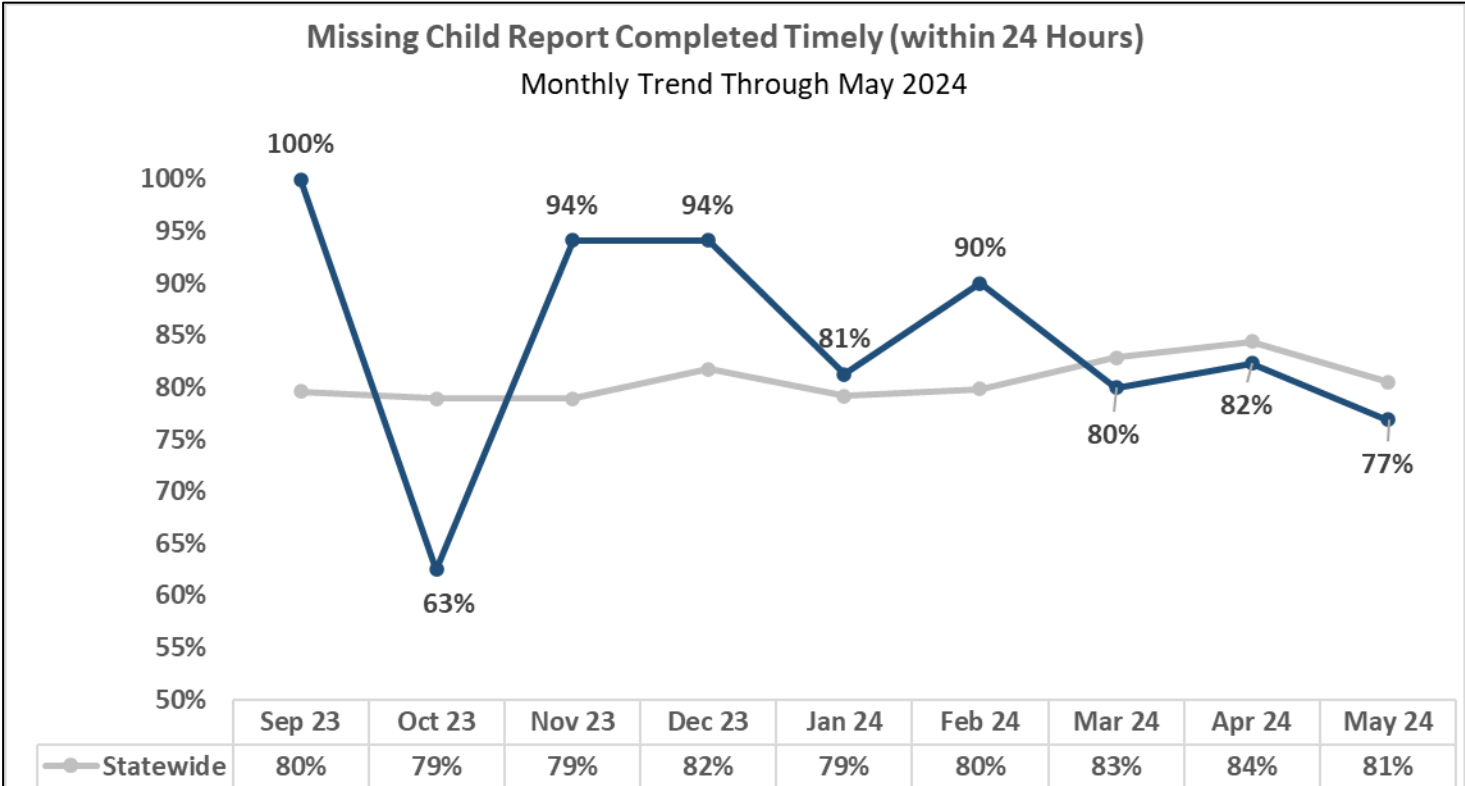


Missing Children in Out of Home Care

Children currently missing or recovered while in OHC

Heartland for Children Children in OHC who are Missing or Now Recovered 8/11/2024					
	Current Missing	Late Reports	Late ATL	Recoveries	Late Debriefs
CHS	2	0	0	1	0
LSF	0	0	0	0	0
OHU	0	0	0	0	0
CPI	0	0	0	0	0
Total	2	0	0	1	0

Source: HFC MCR Tracking Log ATL = Attempts to Locate



Source: Central Office Ad Hoc Report

In-Home Safety Plan Management

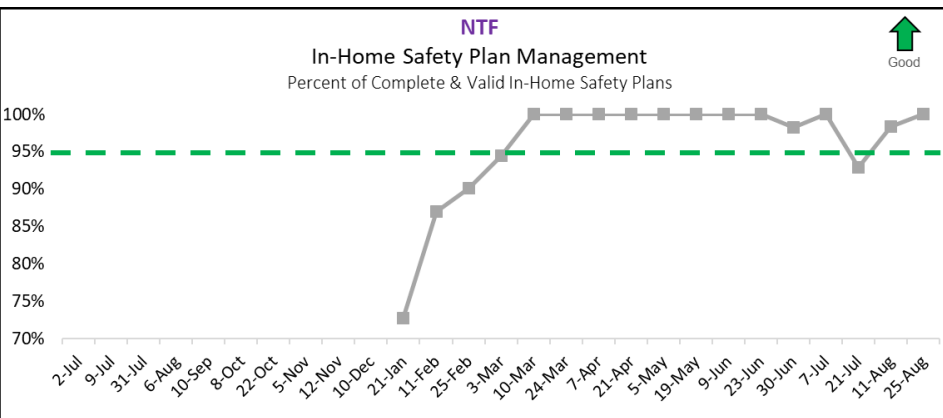
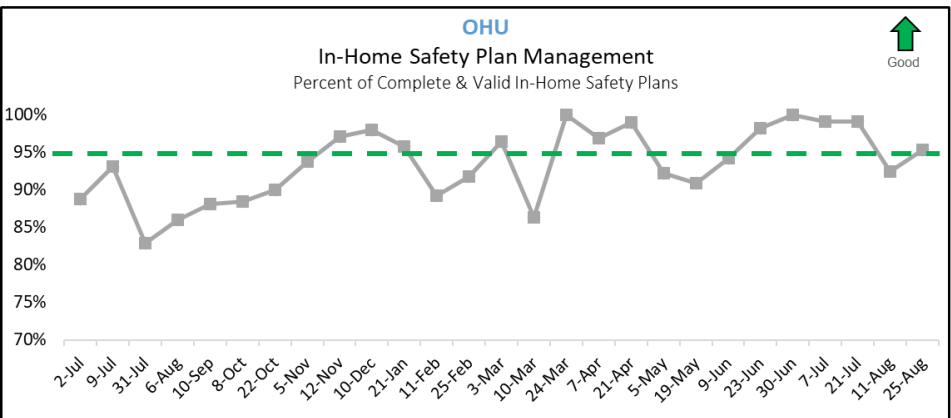
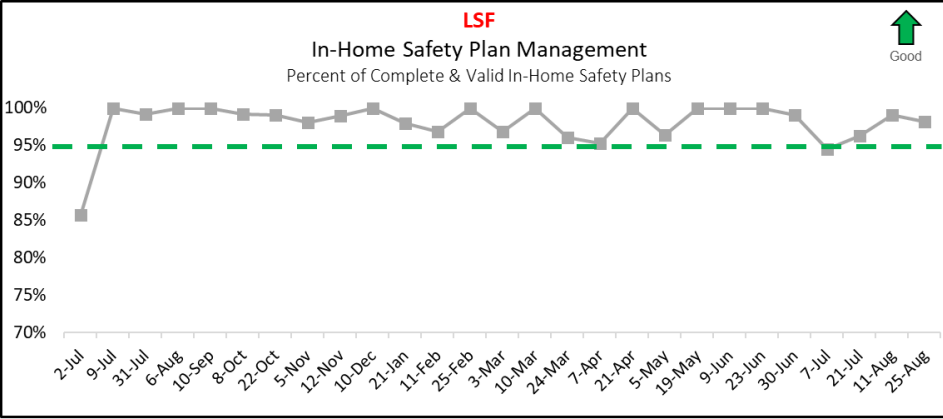
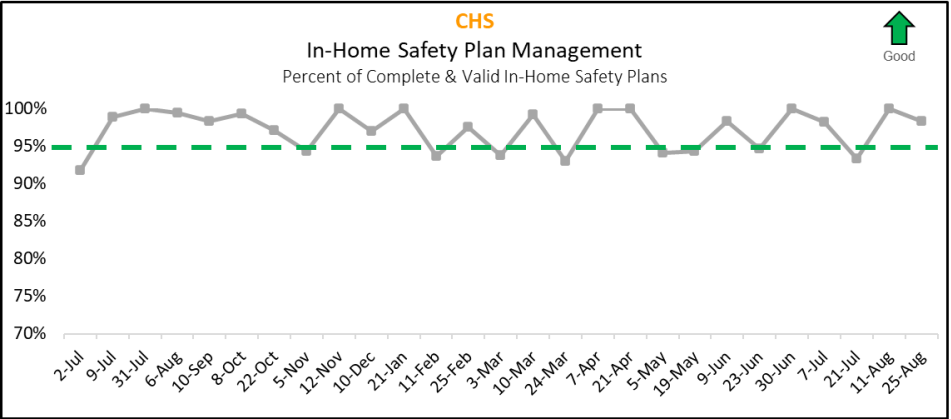
Percent of Completed In-Home Safety Plans under 180 Effective Days – Target: 95.0%

In-Home Safety Plan Management				
Percent of Completed In-Home Safety Plans under 180 Effective Days				
Data as of 08/25/2024				
Agency	No -or- Expired Safety Plans	Complete & Valid Safety Plans	Total Required Safety Plans	Percentage Complete
CHS	2	115	117	98.3%
LSF	2	107	109	98.2%
OHU	5	101	106	95.3%
NTF	0	67	67	100.0%
HFC Total*	9	390	399	97.74%

Source Report: Case Management Safety Management Listing - OCWDRU Report #1301
Target of 95%

Of the 390 completed safety plans, 51 will expire in the next 30 or 60 days			
Agency	Expires in 30 Days	Expires in 60 Days	Total
CHS	20	6	26
LSF	5	12	17
OHU	7	1	8
NTF	0	0	0
HFC Total	32	19	51

Source report 1301 'Case Management Safety Management Listing' - Data as of 08/25/2024



Child Placement Agreement Errors

Active CPA's with errors and non-active CPA's needing closure.

Child Placement Agreement Errors

Data as of 08/25/2024

The 15 active CPA's with errors contain the 18 total errors.

Agency	Total CPA's Needing Correction	Non-Active CPA's Needing Closure	Total Active CPA's not Completed	New CPA Needed	Need to Upload Signed Agreement	Need Supervisor Approval	No Provider Listed	Total Errors
CHS	7	0	7	4	2	1		7
LSF	4	0	4	2	2		2	6
OHU	4	0	4	3	1	1		5
Total	15	0	15	9	5	2	2	18

Source: FSFN - Child Placement Agreement Status for Children in Out-of-Home Care On-Demand Listing - OCWDRU Report #1256
Criteria: Children with a CPA Effective Date.

Percent of Children with an Active Completed CPA

Data as of 08/25/2024

Agency	Total Active CPA's	CPA's Fully Completed	% of Completed CPA's
CHS	36	29	81%
LSF	27	23	85%
OHU	9	5	56%
Total	72	57	79%

Source: FSFN - Child Placement Agreement Status - OCWDRU Report #1256
Criteria: Children with an CPA Effective Date.

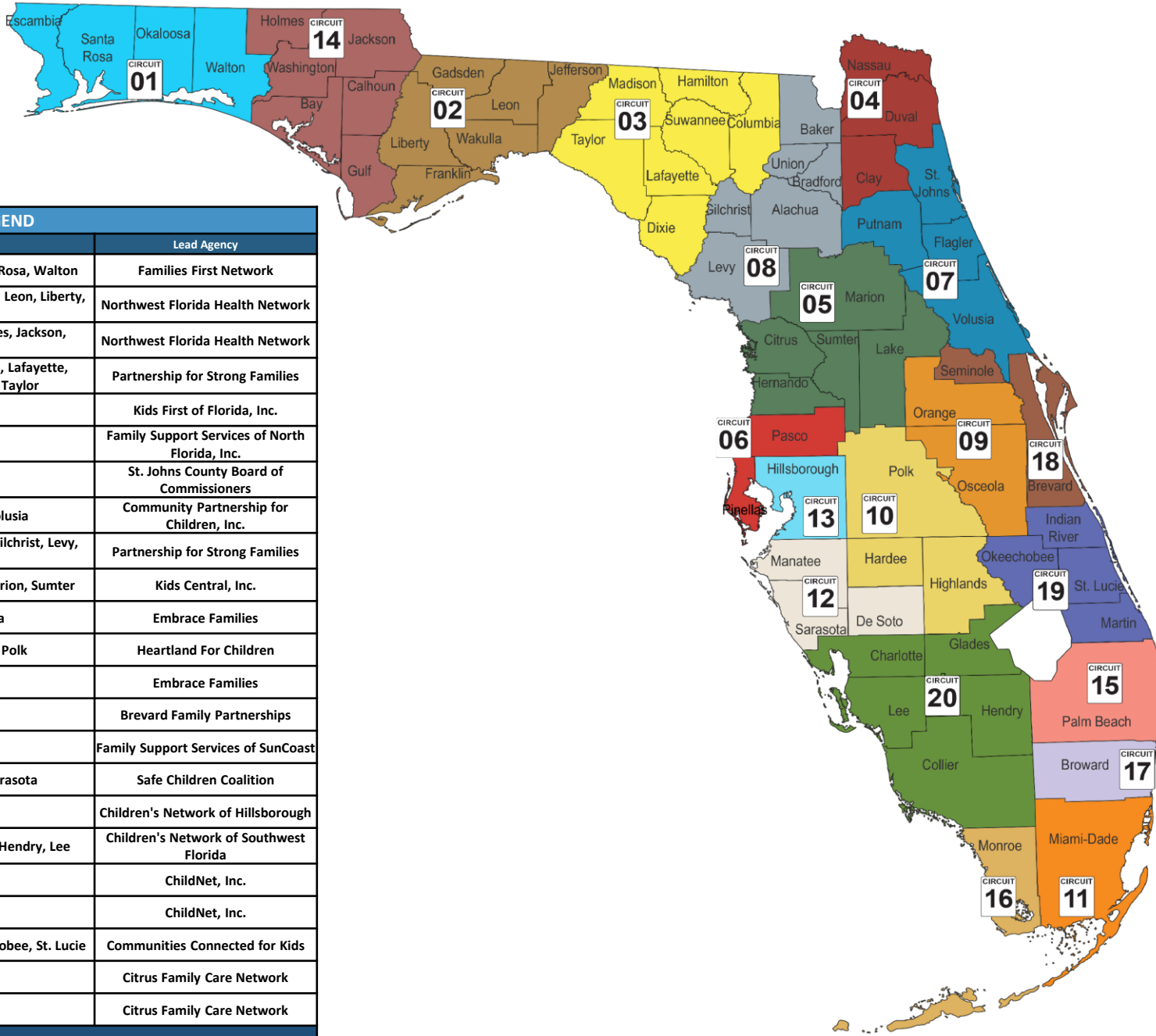
Unified Home Studies – Approval Status

Cases with a Pending or No UHS – 45+ Days Past Due; Data-as-of: 08/25/2024

Relative / Non-Relative Unified Home Study Approval Status			
45 Days since Case Transfer - <u>Past Due</u>			
Agency	# of UHS	Status - Pending	Status - No UHS
CHS	4	4	0
LSF	2	2	0
OHU	5	2	3
Total	11	8	3



Community Based Care Lead Agency Map



LEGEND			
Circuit	Region	Counties	Lead Agency
1	North West	Escambia, Okaloosa, Santa Rosa, Walton	Families First Network
2		Franklin, Gadsden, Jefferson, Leon, Liberty, Wakulla	Northwest Florida Health Network
14		Bay, Calhoun, Gulf, Holmes, Jackson, Washington	Northwest Florida Health Network
3	North East	Columbia, Dixie, Hamilton, Lafayette, Madison, Suwannee, Taylor	Partnership for Strong Families
4		Clay	Kids First of Florida, Inc.
4		Duval, Nassau	Family Support Services of North Florida, Inc.
7		St. Johns	St. Johns County Board of Commissioners
7		Flagler, Putnam, Volusia	Community Partnership for Children, Inc.
8		Alachua, Baker, Bradford, Gilchrist, Levy, Union	Partnership for Strong Families
5	Central	Citrus, Hernando, Lake, Marion, Sumter	Kids Central, Inc.
9		Orange, Osceola	Embrace Families
10		Hardee, Highlands, Polk	Heartland For Children
18		Seminole	Embrace Families
18		Brevard	Brevard Family Partnerships
6	Sun Coast	Pasco, Pinellas	Family Support Services of SunCoast
12		DeSoto, Manatee, Sarasota	Safe Children Coalition
13		Hillsborough	Children's Network of Hillsborough
20		Charlotte, Collier, Glades, Hendry, Lee	Children's Network of Southwest Florida
15	South East	Palm Beach	ChildNet, Inc.
17		Broward	ChildNet, Inc.
19		Indian River, Martin, Okeechobee, St. Lucie	Communities Connected for Kids
11	Southern	Miami-Dade	Citrus Family Care Network
16		Monroe	Citrus Family Care Network

AWARENESS FOR AUGUST

- 8/12 - Polk First Day of School
- 8/12 – Highlands First Day of School
- 8/12 – Hardee First Day of School

HEALTH RESOURCES

For more COVID information specific to Florida, go to floridahealthcovid19.gov

Call Center is available 24/7
(866) 779-6121 or email
COVID-19@flhealth.gov.

For more vaccine information go to
<https://floridahealthcovid19.gov/covid-19-vaccines-in-florida/>

SAFETY RESOURCES

Internet Safety and Tips

- [Information, Advice and Support to Keep Children Safe Online \(internetmatters.org\)](#)
- [NetSmartz Home \(missingkids.org\)](#)

Safe Sleep

- www.ounce.org/safe_sleep.html

Swim Safety Tips

- Pool Party Water Safety Tips: bit.ly/41UoFcY
- Water Safety Tips: ounce.org/water_safety.html

Hot Car Safety Tips

- nhtsa.gov/campaign/heatstroke

COMMUNITY RESOURCES

Back to School Guide

<https://lakelandmom.com/back-to-school-guide-polk-county/>

Circuit 10 Summertime Fun and Resource Guide

Find summer camps, activity inspiration and other resources for Polk, Highlands and Hardee Counties.

<https://tinyurl.com/HFCsummerguide>

Polk Plays

- Does your child use a school readiness voucher through the Early Learning Coalition of Polk County?
- Are you a Polk County resident with an EBT SNAP card?

If you answer yes to EITHER of these questions, you can receive a FREE one-year membership to Florida Children's Museum. Membership includes all members of your household. Learn more and sign up at polkplays.org

Free Books for Children 0-5

uwcf.org/dolly-partons-imagination-library/

United Way's 211

Call 211 or visit 211.org
Getting free confidential help for needs such as food, housing, employment, utilities, mental health and much more is just a text, call, or click away.

ECHO Ministries

Help provide tangible needs to children in foster, adoptive, relative and non-relative care.

To Donate: ECHO Distribution Center every Wednesday from 9AM-12PM at 3625 Century Blvd Unit 1A, Lakeland, FL.

<https://www.echoministriesflorida.net/>

Find Help (Previously Aunt Bertha)

<https://www.findhelp.org/>
Find local resources for food, health, housing, employment programs & other community resources in seconds.

HOPE FLORIDA A PATHWAY TO PROSPERITY Call 850-300-HOPE

myflfamilies.com/services/hope-florida

Services offered by Hope Navigators:

- Identifying goals and barriers
- Referrals to local, community-based partners
- One-on-one support to develop a plan to achieve economic-self sufficiency

Autism/ASD Support Group

Last Friday of each month 10AM-11:30AM
At Bonnet Springs Park in Lakeland
Childcare will be provided.
Please call (813) 455-2846 or
email Efigueroa2@usf.edu to register.

Circuit 10 Children's Mental & Behavioral Health Resources

<https://sites.google.com/view/floridac10/mhbhresources/home>

On this site you will find:

- Heartland for Children's Parent Portal
- MyFloridaMyFamily Community Services
- Florida Mobile Response Team- 24/7 Crisis Assistance
- Florida Statewide Medicaid Managed Care
- Florida Association of Christian Child Caring Agencies
- Florida Network Short-term Residential Programs
- Center for Autism Related Disabilities (CARD)
- National Alliance on Mental Illness
- Post Adoption Support
- Zebra Coalition
- Central FL Behavioral Health Network
- Hope Florida – A Pathway to Prosperity

Food Distribution Schedule

Polk, Highlands and Hardee Counties Food Distribution Sites
uwcf.org/initiatives/endhunger/schedule/

Healthy Families Florida

Family support and coaching program that helps parents provide the safe and stable environments children need for healthy growth and development.
healthyfamiliesfla.org/programs_map.html

Domestic Violence Services

Peace River Center's Domestic Violence Program provides free, confidential services for individuals affected by domestic violence, sexual assault and human trafficking crimes, their family members and friends in Polk, Hardee and Highlands counties.

24-Hour Domestic Violence Crisis Lines

Hardee/Highlands 863.386.1167

Polk 863.413.2700

Victim Services Office Line 863.413.2708

Victim Services – Polk County 1860 South Crystal Lake Drive, Lakeland, FL 33801

Victim Services – Hardee/Highlands

Counties

1570 Lakeview Drive, Sebring, FL 33870

HFC EVENTS

Foster Care Info Night

Tuesday, September 10th at 6:30PM
Register: 863-519-8900 x 289

HFC's "Let's Talk About it" Podcast

where we provide education and resources for family matters in Polk, Highlands and Hardee Counties
[Apple Podcasts](#) / [Anchor](#) / [Spotify](#) / [YouTube](#)

POLK COUNTY

Free Trainings for Parents & Teachers

Early Learning Coalition of Polk County is hosting classes in multiple locations providing tools and resources and food. Space is limited.

Register here: <https://bit.ly/3AJgNz3>

Peer Recovery Center

Center for Behavioral Health Annex
1501 1st Street South, Winter Haven, FL 33880
Hours: Monday – Friday from 9AM-3PM

The center is a place for adults with a mental health diagnosis to receive education, support, resources and socialization.

Contact: (863) 293-1121 x 205789 for more info

Florida Children Museum

400 Bonnet Springs Blvd.
Lakeland, FL 33815
Contact: (863) 687-3869
<https://explorefcm.org>

Carol Jenkin Barnett United Way Resource Center

Offers weekly classes for children from infants through age 5 where parents and children will learn and socialize as they participate in fun, stimulating, developmental activities. These classes are FREE and a great opportunity to meet other moms and caregivers.

- Breast Feeding Support Group
- Autism/ASD Support Group
- Child Development Classes
- Free Tax Prep
- Healthcare Navigator
- Free Child Development Screenings (1st Wednesday and 3rd Monday each month)
- Infant Massage Classes

Location: 400 Bonnet Springs Blvd. Lakeland, FL 33815
<https://uwcf.org/resourcecenter/>

HIGHLANDS COUNTY

Swimming Lessons at YMCA

<http://www.highlandsymca.org/aquatics.htm>

Champion for Children

Provides child abuse and neglect prevention programs and early-intervention services to children and families in Highlands County.

Contact for more info about the documentary **RESILIENCE: The Biology of Stress and the Science of Hope** which talks about the connection between trauma and health.

Office: (863) 382-2905
<https://www.championforchildren.org/>

Children's Museum of the Highlands

Hands on Learning for Ages 1-12
Cost: \$8/per person (ages 1+) for all day play.
219 N Ridgewood Dr. Sebring, Florida
(863) 451-5385 (contact museum for updated hours)

Preservers of Life

Highlands County Community Nursing Organization
This organization provides prevention healthcare and helps businesses and individuals integrate holistic health and wellness practices.

Kasey Pacheco, Community Nurse Collaborator
Kasey@preserversoflife.com | (863) 420-5255

FREE GED Prep & ESOL Classes

South Florida State College is offering free classes for adults in Highlands and Hardee Counties to improve adult literacy.
Contact: Sari Crews
863-784-7473 | sari.crews@southflorida.edu
<https://www.southflorida.edu/future-students/general-educational-development-program-ged>

HARDEE COUNTY

Hardee County Swimming Resources

[Swim Lessons | Florida Department of Health in Hardee \(floridahealth.gov\)](#)

Hardee Help Center

A Christ-centered community service organization bringing hope & healing to Hardee County families in difficult seasons of life.
713 E Bay Street Wauchula, FL 33873
Contact: info@hardeehelpcenter.com | 863-773-0034

Visit Hardee

Website for upcoming events, community updates and resources: <https://www.visithardee.com/events>

FREE GED Prep & ESOL Classes

South Florida State College is offering free classes for adults in Highlands and Hardee Counties to improve adult literacy.
Contact: Sari Crews
863-784-7473 | sari.crews@southflorida.edu
<https://www.southflorida.edu/future-students/general-educational-development-program-ged>



For additional resources and county events, check out our most recent Parent's Corner Newsletter.

AWARENESS FOR SEPTEMBER

- **Labor Day – 9/2**
- **Suicide Prevention Month**
- **Child Welfare Workforce Development Month**

HEALTH RESOURCES

For more COVID information specific to Florida, go to floridahealthcovid19.gov

Call Center is available 24/7
(866) 779-6121 or email
COVID-19@flhealth.gov.

For more vaccine information go to
<https://floridahealthcovid19.gov/covid-19-vaccines-in-florida/>

SAFETY RESOURCES

Internet Safety and Tips

- [Information, Advice and Support to Keep Children Safe Online \(internetmatters.org\)](#)
- [NetSmartz Home \(missingkids.org\)](#)

Safe Sleep

- www.ounce.org/safe_sleep.html

Swim Safety Tips

- Pool Party Water Safety Tips: bit.ly/41UoFcY
- Water Safety Tips: ounce.org/water_safety.html

Hot Car Safety Tips

- nhtsa.gov/campaign/heatstroke

COMMUNITY RESOURCES

Polk Plays

- Does your child use a school readiness voucher through the Early Learning Coalition of Polk County?
- Are you a Polk County resident with an EBT SNAP card?

If you answer yes to EITHER of these questions, you can receive a FREE one-year membership to Florida Children's Museum. Membership includes all members of your household. Learn more and sign up at polkplays.org

Free Books for Children 0-5

uwcf.org/dolly-partons-imagination-library/

United Way's 211

Call 211 or visit 211.org

Getting free confidential help for needs such as food, housing, employment, utilities, mental health and much more is just a text, call, or click away.

ECHO Ministries

Help provide tangible needs to children in foster, adoptive, relative and non-relative care.

To Donate: ECHO Distribution Center every Wednesday from 9AM-12PM at 3625 Century Blvd Unit 1A, Lakeland, FL.

<https://www.echoministriesflorida.net/>

Find Help (Previously Aunt Bertha)

<https://www.findhelp.org/>

Find local resources for food, health, housing, employment programs & other community resources in seconds.

HOPE FLORIDA A PATHWAY TO PROSPERITY Call 850-300-HOPE

myflfamilies.com/services/hope-florida

Services offered by Hope Navigators:

- Identifying goals and barriers
- Referrals to local, community-based partners
- One-on-one support to develop a plan to achieve economic-self sufficiency

Autism/ASD Support Group

Last Friday of each month 10AM-11:30AM

At Bonnet Springs Park in Lakeland
Childcare will be provided.

Please call (813) 455-2846 or

email Figueroa2@usf.edu to register.

Circuit 10 Children's Mental & Behavioral Health Resources

<https://sites.google.com/view/floridac10/mhbhresources/home>

On this site you will find:

- Heartland for Children's Parent Portal
- MyFloridaMyFamily Community Services
- Florida Mobile Response Team- 24/7 Crisis Assistance
- Florida Statewide Medicaid Managed Care
- Florida Association of Christian Child Caring Agencies
- Florida Network Short-term Residential Programs
- Center for Autism Related Disabilities (CARD)
- National Alliance on Mental Illness
- Post Adoption Support
- Zebra Coalition
- Central FL Behavioral Health Network
- Hope Florida – A Pathway to Prosperity

Food Distribution Schedule

Polk, Highlands and Hardee Counties Food Distribution Sites

uwcf.org/initiatives/endhunger/schedule/

Healthy Families Florida

Family support and coaching program that helps parents provide the safe and stable environments children need for healthy growth and development.
healthyfamiliesfla.org/programs_map.html

Domestic Violence Services

Peace River Center's Domestic Violence Program provides free, confidential services for individuals affected by domestic violence, sexual assault and human trafficking crimes, their family members and friends in Polk, Hardee and Highlands counties.

24-Hour Domestic Violence Crisis Lines

Hardee/Highlands 863.386.1167

Polk 863.413.2700

Victim Services Office Line 863.413.2708

Victim Services – Polk County 1860 South Crystal Lake Drive, Lakeland, FL 33801

Victim Services – Hardee/Highlands Counties

1570 Lakeview Drive, Sebring, FL 33870

HFC EVENTS

Foster Care Info Nights

Tuesday, September 10th at 6PM
Center Well Home Health
250 Magnolia Avenue SW, Suite 101,
Winter Haven

Tuesday, September 24th at 6:30PM
Ax Caliber - 204 E Orange St.
Lakeland

Reunification Celebration

Saturday, September 14th
10AM-1PM at Peterson Park, Lakeland

HFC's "Let's Talk About it" Podcast

where we provide education and resources for family matters in Polk, Highlands and Hardee Counties

[Apple Podcasts](#) / [Anchor](#) / [Spotify](#) / [YouTube](#)

POLK COUNTY

Free Trainings for Parents & Teachers

Early Learning Coalition of Polk County is hosting classes in multiple locations providing tools and resources and food. Space is limited. Register here: <https://bit.ly/3AJgNz3>

Peer Recovery Center

Center for Behavioral Health Annex
1501 1st Street South, Winter Haven, FL 33880
Hours: Monday – Friday from 9AM-3PM
The center is a place for adults with a mental health diagnosis to receive education, support, resources and socialization.
Contact: (863) 293-1121 x 205789 for more info

Florida Children Museum

400 Bonnet Springs Blvd.
Lakeland, FL 33815
Contact: (863) 687-3869
<https://explorefcm.org>

Carol Jenkin Barnett United Way Resource Center

Offers weekly classes for children from infants through age 5 where parents and children will learn and socialize as they participate in fun, stimulating, developmental activities. These classes are FREE and a great opportunity to meet other moms and caregivers.

- Breast Feeding Support Group
- Autism/ASD Support Group
- Child Development Classes
- Free Tax Prep
- Healthcare Navigator
- Free Child Development Screenings (1st Wednesday and 3rd Monday each month)
- Infant Massage Classes

Location: 400 Bonnet Springs Blvd. Lakeland, FL 33815
<https://uwcf.org/resourcecenter/>

HIGHLANDS COUNTY

Swimming Lessons at YMCA

<http://www.highlandsymca.org/aquatics.htm>

Champion for Children

Provides child abuse and neglect prevention programs and early-intervention services to children and families in Highlands County.

Contact for more info about the documentary **RESILIENCE: The Biology of Stress and the Science of Hope** which talks about the connection between trauma and health.

Office: (863) 382-2905
<https://www.championforchildren.org/>

Children's Museum of the Highlands

Hands on Learning for Ages 1-12
Cost: \$8/per person (ages 1+) for all day play.
219 N Ridgewood Dr. Sebring, Florida
(863) 451-5385 (contact museum for updated hours)

Preservers of Life

Highlands County Community Nursing Organization
This organization provides prevention healthcare and helps businesses and individuals integrate holistic health and wellness practices.

Kasey Pacheco, Community Nurse Collaborator
Kasey@preserversoflife.com | (863) 420-5255

FREE GED Prep & ESOL Classes

South Florida State College is offering free classes for adults in Highlands and Hardee Counties to improve adult literacy.
Contact: Sari Crews
863-784-7473 | sari.crews@southflorida.edu
<https://www.southflorida.edu/future-students/general-educational-development-program-ged>

HARDEE COUNTY

Hardee County Swimming Resources

[Swim Lessons](#) | [Florida Department of Health in Hardee \(floridahealth.gov\)](#)

Hardee Help Center

A Christ-centered community service organization bringing hope & healing to Hardee County families in difficult seasons of life.
713 E Bay Street Wauchula, FL 33873
Contact: info@hardeehelpcenter.com | 863-773-0034

Visit Hardee

Website for upcoming events, community updates and resources: <https://www.visithardee.com/events>

FREE GED Prep & ESOL Classes

South Florida State College is offering free classes for adults in Highlands and Hardee Counties to improve adult literacy.
Contact: Sari Crews
863-784-7473 | sari.crews@southflorida.edu
<https://www.southflorida.edu/future-students/general-educational-development-program-ged>



For additional resources and county events, check out our most recent Parent's Corner Newsletter.