

Performance & Quality Improvement (PQI) Report

Data for week ended Sunday, August 11, 2024



Mission

Improving safety, permanency and well-being for all children in Polk, Highlands, and Hardee Counties

Vision

To eliminate child abuse and neglect in Polk, Highlands, and Hardee Counties



Community Based Care Lead Agency Scorecard

FY 23-24, Quarter 4 Performance

CBC Lead Agency Scorecard Performance Table	Safety				Permanency				Well-Being			
Measures	1. Rate of Abuse per 100,000 days while in foster care.	2. Percent of children who are not neglected or abused during in-home services.	3. Children who are not neglected or abused after closure of services.	4. Children under supervision who are seen every 30 days.	5. Children exiting foster care to a permanent home within 12 months of entering care.	6. Children achieving permanency in 12 months for children in foster care 12 to 23 months.	7. Children who do not re-enter foster care within 12 months of moving to a permanent home.	8. Children's placement moves per 1,000 days in foster care.	9. Children in out-of-home care who have received medical services in the last 12 months.	10. Children in out-of-home care who received dental services within the last 7 months.	11. Young adults in foster care at age 18 that have completed or are enrolled in secondary education.	12. Children placed with all of their siblings who are in out of home care.
Quarterly Scheduled FSN Listing Report #	1272	1156	1157	1158	1159	1160	1162	1161	1163	1164	1165	1166
Standard	8.5	95.0%	95.0%	99.5%	40.5%	43.6%	91.7%	4.12	95.0%	95.0%	80.0%	65.0%
Reporting Period	04/01/23 to 03/31/24	04/01/23 to 03/31/24	10/01/22 to 09/30/23	07/01/23 to 06/30/24	07/01/22 to 06/30/23	07/01/23	07/01/21 to 06/30/22	07/01/23 to 06/30/24	06/30/24	06/30/24	07/01/23 to 06/30/24	06/30/24
ChildNet-Broward	7.32	94.68%	98.57%	99.75%	31.89%	49.66%	94.65%	4.44	96.06%	91.43%	79.25%	60.70%
ChildNet-Palm Beach	8.70	96.26%	96.36%	99.74%	35.98%	61.58%	93.18%	3.79	92.07%	88.45%	85.42%	67.13%
Childrens Network of SW Florida	4.51	98.12%	97.69%	99.87%	39.63%	63.16%	94.92%	5.90	98.13%	98.99%	94.44%	58.12%
Childrens Network-Hillsborough	6.67	97.78%	96.38%	99.67%	17.63%	38.97%	91.53%	4.90	96.82%	90.86%	76.27%	53.61%
Citrus Health Network	5.29	97.12%	98.94%	99.66%	23.37%	44.17%	92.37%	5.18	97.53%	96.25%	89.87%	61.20%
Communities Connected for Kids	13.98	95.86%	97.36%	99.86%	34.45%	64.80%	92.48%	3.91	96.65%	94.46%	73.91%	60.20%
Community Partnership for Children	8.51	97.44%	97.08%	99.88%	26.46%	58.22%	80.95%	3.97	98.08%	92.02%	79.31%	54.11%
Family Integrity Program	9.56	98.02%	99.01%	99.90%	28.57%	78.95%	92.31%	5.46	100.00%	100.00%	66.67%	57.14%
Family Partnerships of Central Florida	9.57	94.34%	97.56%	99.26%	24.36%	45.55%	87.83%	5.17	89.63%	80.29%	85.90%	55.73%
Family Support Services of North Fla	5.59	96.58%	97.01%	99.76%	22.58%	41.39%	96.36%	5.71	95.16%	81.15%	90.00%	50.21%
FSS Suncoast	5.91	97.26%	98.23%	99.73%	30.65%	52.12%	92.47%	5.33	89.93%	74.69%	57.41%	57.50%
Heartland for Children	6.33	95.72%	96.93%	99.75%	35.61%	48.23%	93.23%	3.21	96.43%	91.73%	84.62%	59.35%
Kids Central, Inc.	6.12	96.19%	97.45%	97.81%	26.20%	36.42%	92.02%	9.39	84.66%	61.20%	75.61%	60.53%
Kids First of Florida, Inc.	1.53	99.53%	100.00%	99.81%	18.75%	60.47%	93.33%	4.87	83.23%	56.70%	85.71%	48.65%
NWF Health Network - East	6.03	95.93%	96.60%	99.88%	38.58%	47.57%	85.62%	4.67	96.80%	89.67%	93.75%	56.90%
NWF Health Network - West	13.46	94.10%	95.75%	99.82%	30.57%	65.48%	90.58%	5.89	95.43%	86.80%	93.55%	54.58%
Partnership for Strong Families	8.27	95.97%	98.74%	99.54%	24.48%	55.47%	96.15%	7.05	95.59%	63.67%	61.54%	52.91%
Safe Children Coalition	6.92	97.32%	97.85%	99.53%	41.40%	51.52%	88.20%	5.54	95.55%	88.54%	69.23%	65.91%
Statewide	7.39	96.38%	97.30%	99.13%	29.71%	49.53%	91.55%	5.35	93.45%	83.98%	81.19%	57.39%
Red Zone	8.85	92.9%	92.9%	98.9%	36.3%	39.2%	90.8%	4.54	89.9%	89.9%	69.9%	60.0%

Scorecard Measure 4 – Children Seen Every Thirty Days

SM04 - Percent of children under supervision who are required to be seen every 30 days – Target = 99.5%

Prior Month End

Scorecard Measure #4 - Children Under Supervision Who Are Seen Every Thirty Days
July 2024 as of 08/08/2024
Report Date Range: 07/01/2024 to 07/31/2024

Agency	# of Children <u>Not</u> seen in 30 days	% of Children seen timely
CHS	2	99.98% ★
LSF	0	100.00% ★
OHU	2	99.99% ★
NTF	2	99.49%
HFC	6	99.97% ★
Statewide		99.74%

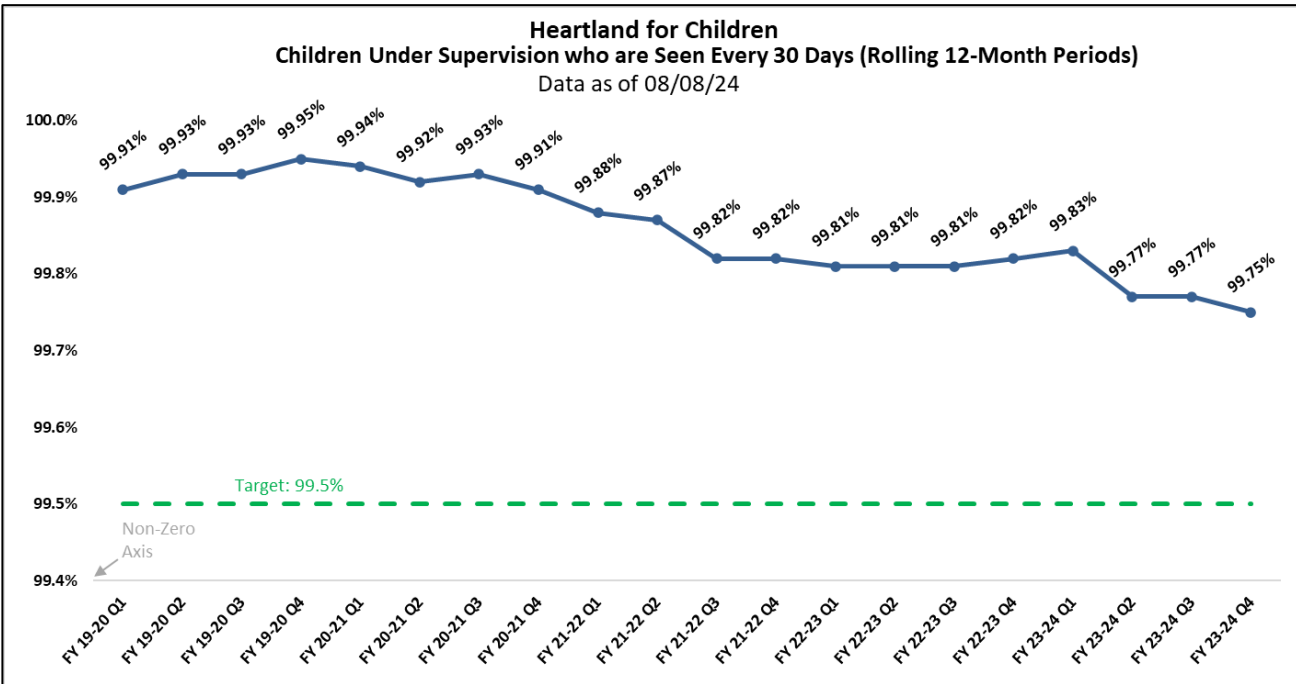
Source Monthly: "Children Under Supervision Who Are Seen Every Thirty Days - Report #1144"
Target of 99.5%

Current Month

Scorecard Measure #4 - Children Under Supervision Who Are Seen Every Thirty Days
August 2024 as of 08/11/2024
Report Date Range: 08/01/2024 to 08/31/2024

Agency	# of Children <u>Not</u> seen in 30 days	% of Children seen timely
CHS	2	99.89% ★
LSF	0	99.95% ★
OHU	2	99.82% ★
NTF	0	100.00% ★
HFC	4	99.88% ★
Statewide		99.70%

Source Monthly: "Children Under Supervision Who Are Seen Every Thirty Days - Report #1144"
Target of 99.5%



Source: Children Under Supervision Who Are Seen Every Thirty Days On-Demand Listing - FSN Report #1144

Monthly Birth Parent Contacts

Target = 70% Mothers and 50% Fathers - seen monthly

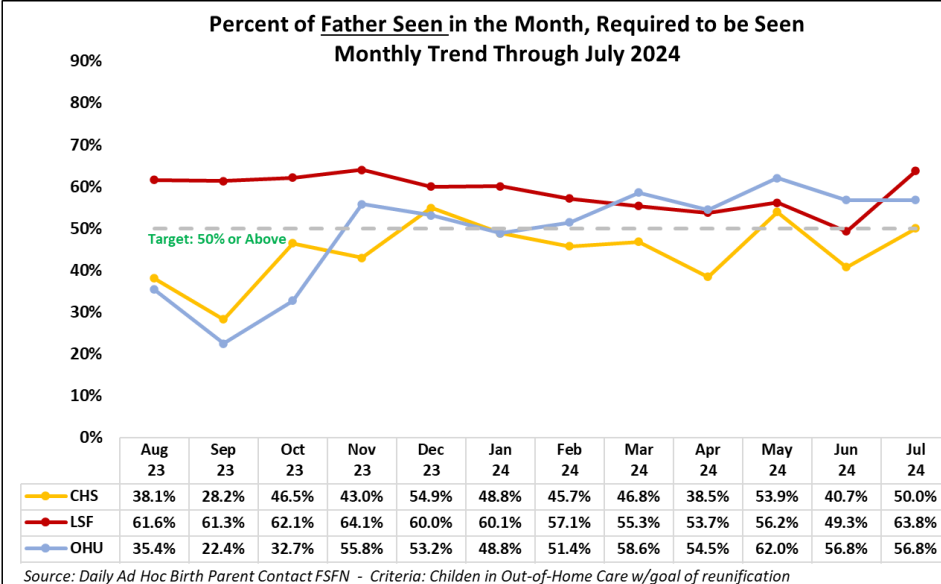
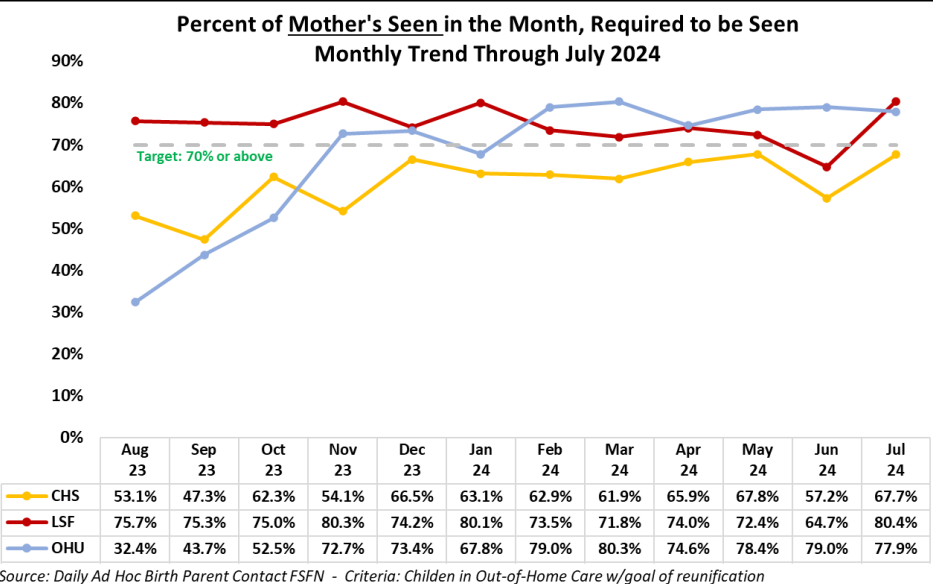
Current Month

Birth Parent Contact Completed						
August 2024 as of 08/11/2024 (Point in Time)						
AGENCY	# Moms Required	# Moms Completed	Mom % Completed	# Dads Required	# Dads Completed	Dad % Completed
CHS	162	23	14.2%	102	13	12.7%
LSF	153	36	23.5%	127	30	23.6%
OHU	204	48	23.5%	148	9	6.1%
TOTAL	519	107	20.6%	377	52	13.8%

Criteria: Childen in Out-of-Home Care w/goal of reunification
 Source: Daily Ad Hoc Birth Parent Contact FSN

Mothers Seen Target: 70%
 Fathers Seen Target: 50%

- Mother Contact, Target is 70% or above
- Father Contact, Target is 50% or above

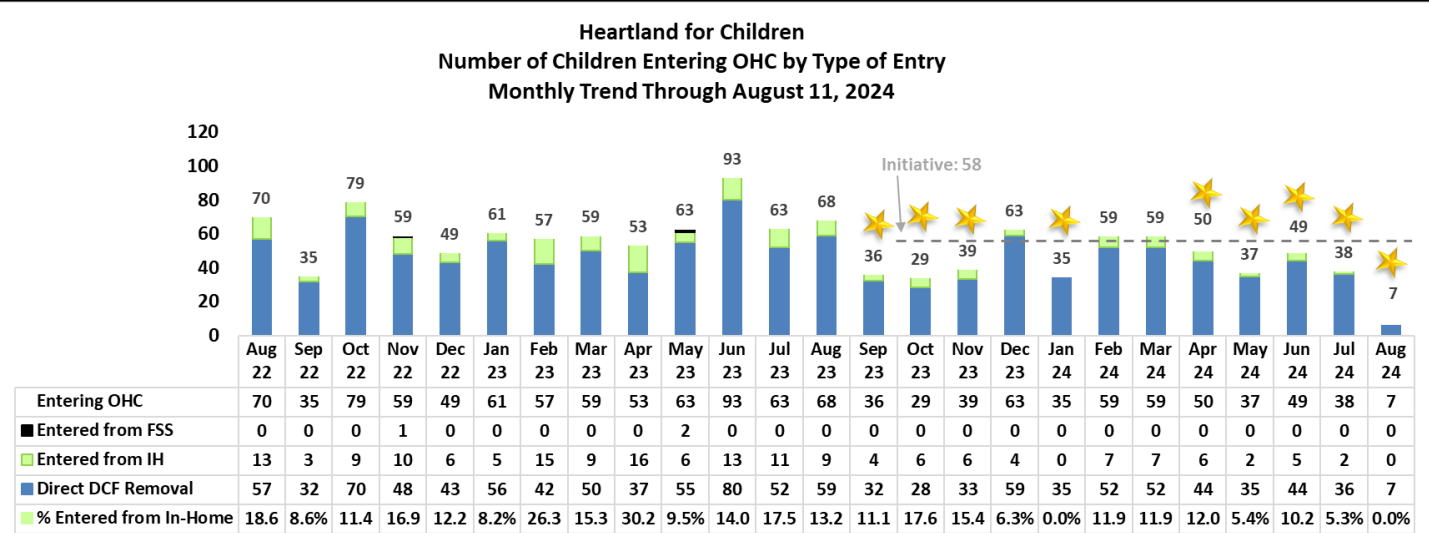


Case Transfer Staffing Data

Case Transfer Data For Fiscal Year 2023/24 - Data as of 08/11/2024

	JUL	AUG	SEPT	OCT	NOV	DEC	JAN	FEB	MAR	APR	MAY	JUN	24-25 Totals	23-24 Totals	22-23 Totals	21-22 Totals	20-21 Totals	19-20 Totals		JUL	AUG	SEPT	OCT	NOV	DEC	JAN	FEB	MAR	APR	MAY	JUN	24-25 Totals	23-24 Totals	22-23 Totals	21-22 Totals	20-21 Totals	19-20 Totals														
Number of Children																		NON-JUDICIAL IN HOME SERVICES																																	
CHS	17	3	0	0	0	0	0	0	0	0	0	0	20	204	347	358	426	414	CHS	0	0	0	0	0	0	0	0	0	0	0	0	0	0	0	0	0	0	0	0	0	0	0	0	0	0	12	85	116	136	90	
LSF	14	7	0	0	0	0	0	0	0	0	0	0	21	212	401	355	443	439	LSF	0	0	0	0	0	0	0	0	0	0	0	0	0	0	0	0	0	0	0	0	0	0	0	0	0	0	16	98	95	97	112	
NTF	29	3	0	0	0	0	0	0	0	0	0	0	32	185	0	0	0	0	NTF	29	4	0	0	0	0	0	0	0	0	0	0	0	0	0	0	0	0	0	0	0	0	0	0	0	33	173	0	0	0	0	
OHU Polk	2	4	0	0	0	0	0	0	0	0	0	0	6	78	141	147	162	177	OHU Polk	0	0	0	0	0	0	0	0	0	0	0	0	0	0	0	0	0	0	0	0	0	0	0	0	0	0	7	25	31	65	31	
One Hope	28	0	0	0	0	0	0	0	0	0	0	0	28	479	439	503	550	518	One Hope	0	0	0	0	0	0	0	0	0	0	0	0	0	0	0	0	0	0	0	0	0	0	0	0	0	0	0	53	35	45	32	
Total	90	17	0	0	0	0	0	0	0	0	0	0	107	1158	1328	1363	1581	1548	Total	29	4	0	0	0	0	0	0	0	0	0	0	0	0	0	0	0	0	0	0	0	0	0	33	208	261	277	343	265			
Out of Home Care																		OCS / ICPC Courtesy Supervision																																	
CHS	13	3	0	0	0	0	0	0	0	0	0	0	16	141	229	200	220	240	CHS	0	0	0	0	0	0	0	0	0	0	0	0	0	0	0	0	0	0	0	0	0	0	0	0	0	0	0	0	0	0	0	0
LSF	10	1	0	0	0	0	0	0	0	0	0	0	11	151	237	188	267	253	LSF	0	0	0	0	0	0	0	0	0	0	0	0	0	0	0	0	0	0	0	0	0	0	0	0	0	0	0	0	0	2	0	
OHU Polk	2	4	0	0	0	0	0	0	0	0	0	0	6	47	98	103	75	91	OHU Polk	0	0	0	0	0	0	0	0	0	0	0	0	0	0	0	0	0	0	0	0	0	0	0	0	0	0	0	0	0	0	0	
One Hope	2	0	0	0	0	0	0	0	0	0	0	0	2	164	102	113	150	106	One Hope	24	0	0	0	0	0	0	0	0	0	0	0	0	0	0	0	0	0	0	0	0	0	0	0	0	0	24	292	270	338	351	360
Total	27	8	0	0	0	0	0	0	0	0	0	0	35	503	666	604	712	690	Total	24	0	0	0	0	0	0	0	0	0	0	0	0	0	0	0	0	0	0	0	0	0	0	0	24	292	270	338	353	360		
IN - HOME JUDICIAL																		Reinstatement of Protective Services Supervision (Notice of Hearings)																																	
CHS	0	0	0	0	0	0	0	0	0	0	0	0	0	17	10	4	17	38	CHS	0	0	0	0	0	0	0	0	0	0	0	0	0	0	0	0	0	0	0	0	0	0	0	0	0	0	0	17	17	17	26	8
LSF	0	4	0	0	0	0	0	0	0	0	0	0	4	9	10	16	23	40	LSF	3	0	0	0	0	0	0	0	0	0	0	0	0	0	0	0	0	0	0	0	0	0	0	0	0	0	3	12	35	46	36	10
OHU Polk	0	0	0	0	0	0	0	0	0	0	0	0	0	7	0	2	10	40	OHU Polk	0	0	0	0	0	0	0	0	0	0	0	0	0	0	0	0	0	0	0	0	0	0	0	0	0	0	0	8	1	2	7	8
One Hope	0	0	0	0	0	0	0	0	0	0	0	0	0	8	6	6	4	8	One Hope	1	0	0	0	0	0	0	0	0	0	0	0	0	0	0	0	0	0	0	0	0	0	0	0	0	0	1	4	4	0	0	0
Total	0	4	0	0	0	0	0	0	0	0	0	0	4	49	27	28	54	126	Total	4	0	0	0	0	0	0	0	0	0	0	0	0	0	0	0	0	0	0	0	0	0	0	0	4	41	57	65	69	26		

Children Entering Out of Home Care



Source: FSFN Report - Children Entering and Exiting Foster Care On-Demand Listing - OCWDRU Report #1182, Excluding Children 18 and Over
Excluding aged 18+ and IL initial placements

Children Re-Entering Out-of-Home Care

Number of Children in a Recent Removal Episode Who Have Had a Prior Reunification or Permanent Guardianship

Re-Entry
into OHC
Last 2
Weeks

Removal Episodes for Children with a Prior Reunification or Permanent Guardianship Removals entered into FSFN between 07/29/24 - 08/11/24									
Current Removal Case ID	Child Id	Current Agency	Prior Unit	Current Removal Date	Prior PG or Reunification Discharge Date	Length from Prior Discharge to Current Removal (months)	Range Prior Discharge to Current Removal	SM07 Cohort	FSFN Entry Date
102121841	108814422	CHS	141852-CHSFL	7/31/2024	3/11/2022	28	1.0 - 2.9 yrs	No	8/5/24
102721493	102934543	LSF	14-HFC-LSF ADMIN UNIT	8/1/2024	10/1/2023	10	< 1.0 yr	Yes	8/2/24

Source: FSFN Data Warehouse Ad Hoc Report,

Scorecard Measures 7 – Children Who Do Not Re-Enter into OHC after Achieving Permanency

SM07 - Percent of children exiting care to a permanent home within 12 months of entering care – **Target = 94% or Greater**

FY 24/25
Contract Measure – Target = 94%

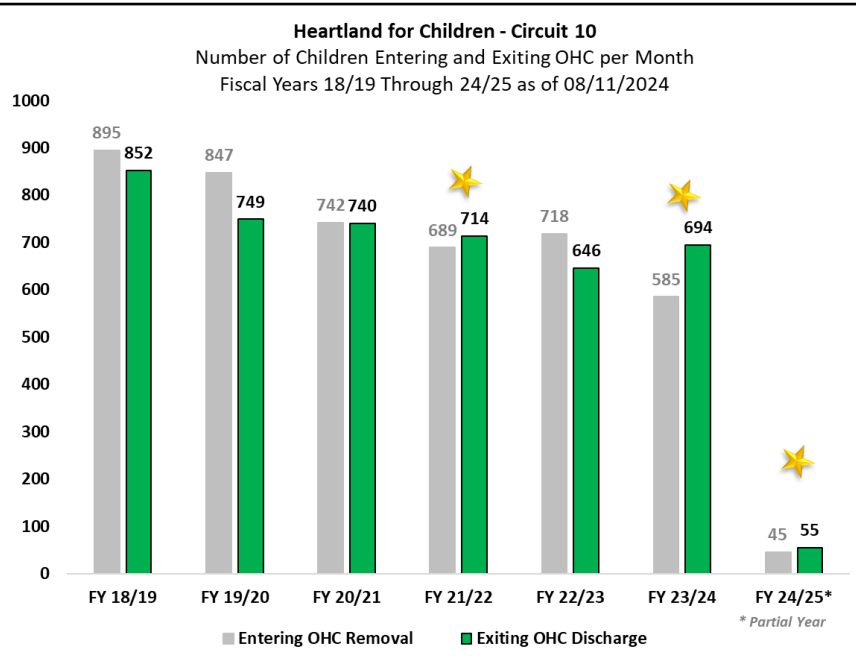
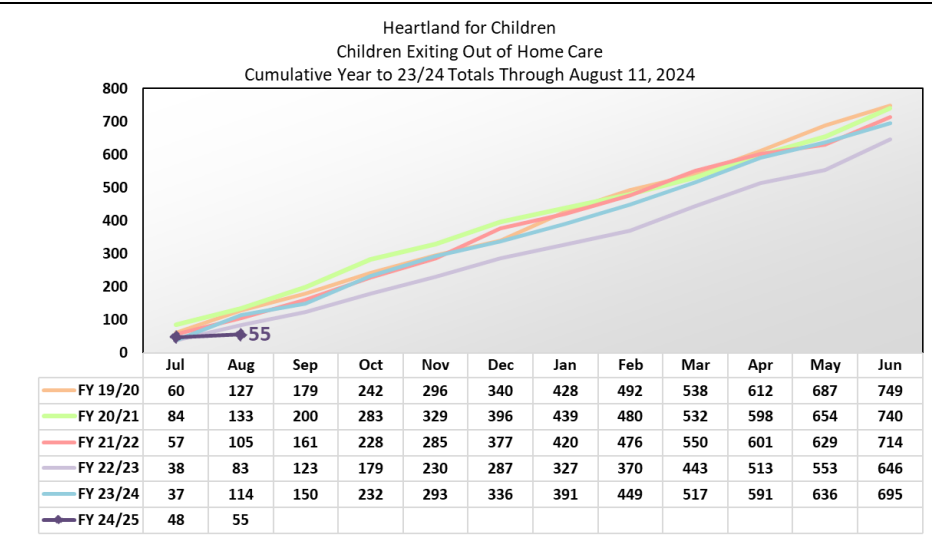
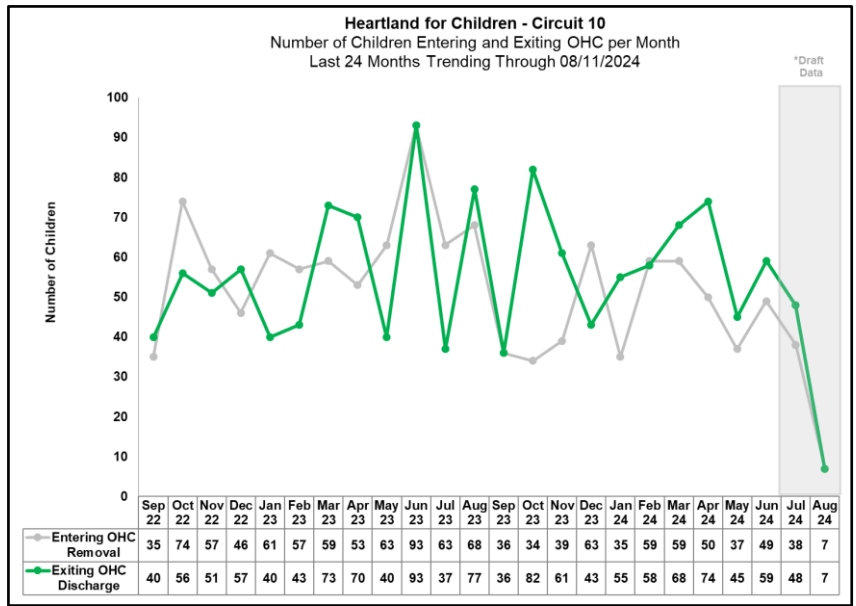
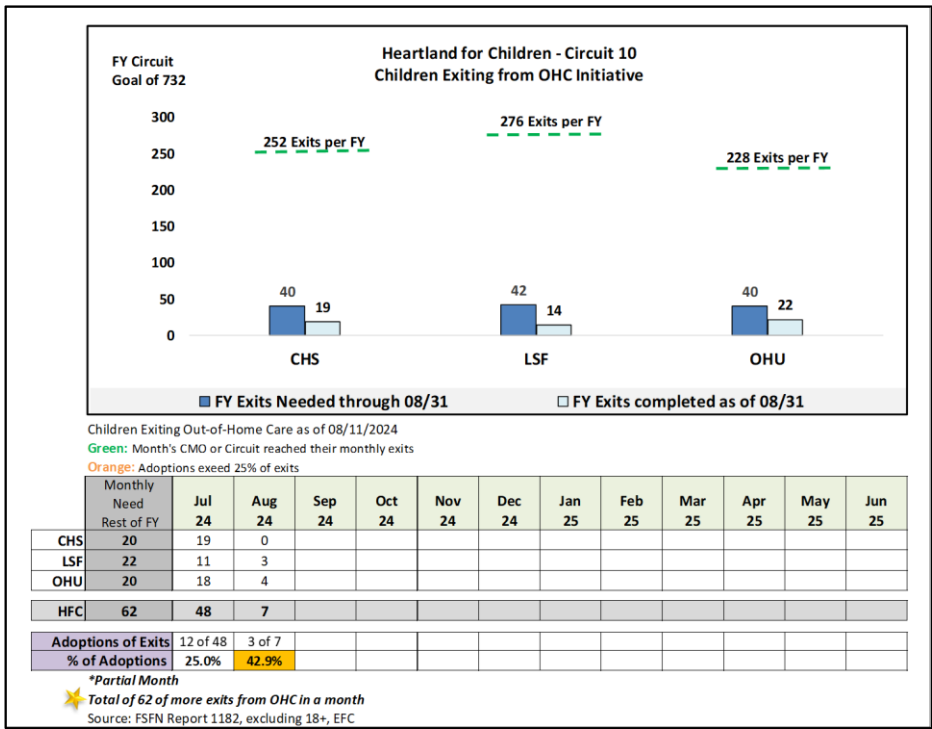
FY 24/25 as of 08/11/2024 Children Who Do <u>Not</u> Re-Enter Care within 12 Months for Children Achieving Permanency July 2023 - June 2024			
Agency	Maintained No Removal Episode	Total Children Permanency w/in 1 year	Percentage Permanency Maintained
CHS	87	92	94.57%
LSF	86	86	100.00%
OHU	70	73	95.89%
HFC Total	244	252	96.83%
Statewide	2,622	2,784	94.18%

New Target
for FY 24/25

From 91.7%
Up to 94%

Source: Children Who Do Not Re-Enter Foster Care within Twelve (12) Months of Moving to a Permanent Home On-Demand Listing, Report #1100

FY 2023-2024 Exiting Out-of-Home Care Initiative



Children Achieving Permanency within 12 Months for Children in Out-of-Home Care

Less than 12 Months as of 08/11/24

FY 24/25 Target is 35%

New Target
for FY 24/25

From 40.5%
Down
to 35%

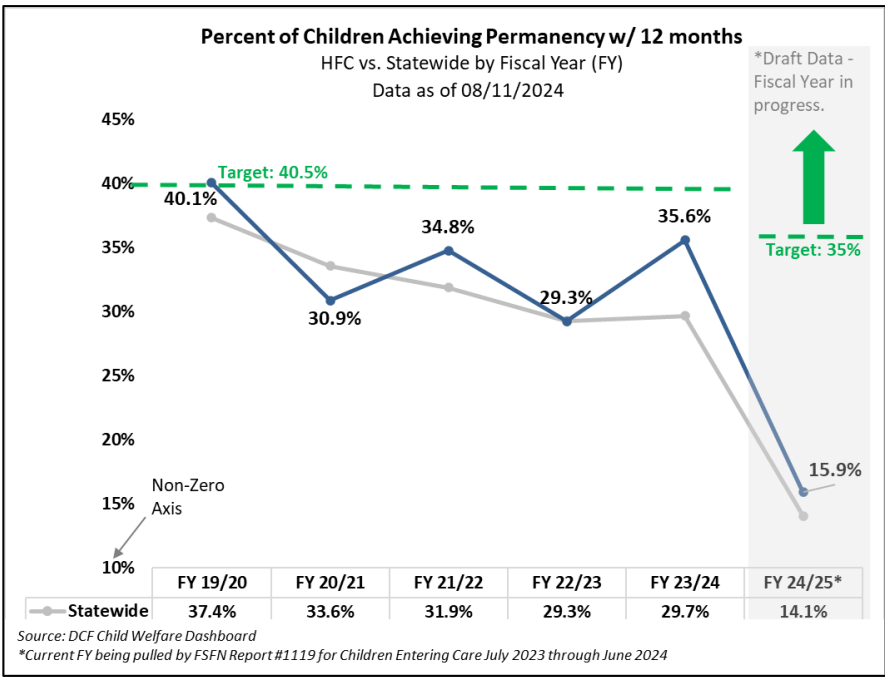
FY 24/25, Target 35%				Percent Timely FY 23/24 (last FY)
Children Achieving Permanency within 0-12 Mths for Children Entering OHC July 2023 to June 2024 (as of 08/11/2024)				
Agency	Permanency within 12 mths	Total Children Entered OHC	Percent Timely Permanency	
CHS	30	179	16.8%	36.8%
LSF	27	196	13.8%	36.1%
OHU	38	222	17.1%	33.8%
HFC Total	95	597	15.9%	35.60%
Statewide	1,127	8,004	14.1%	29.70%

Source: Children Exiting OHC to a Permanent Home within Twelve Months of Entering Care #1119
*Permanency = adoption, permanent guardianship or reunification w/ parent

By Unit

FY 2024 / 2025, Target 35%			
Children Achieving Permanency within 0-12 Mths for Children Entering OHC July 2023 - June 2024 (as of 08/11/2024)			
Agency / Unit (Actual)	Permanency within 12 mths	Total Children Entered OHC	Percent Timely Permanency
CHS	30	179	16.8%
141834-CHSFL	6	7	85.7%
141846-CHSFL	0	25	0.0%
141839-CHSFL	3	59	5.1%
141835-CHSFL (Adop)	6	24	25.0%
141852-CHSFL	13	54	24.1%
LSF	27	196	13.8%
141828-LSF	5	28	17.9%
141827-LSF	0	23	0.0%
141836-LSF	1	16	6.3%
141845-LSF	4	34	11.8%
141848-LSF	3	15	20.0%
141849-LSF	7	43	16.3%
141850-LSF (Adop)	5	9	55.6%
141929-LSF	2	27	7.4%
14-HFC-LSF ADMIN (IL)	0	1	0.0%
OHU	38	222	17.1%
142853-OHU-HARDEE	2	24	8.3%
142854-OHU-HIGHLANDS (IL)	0	1	0.0%
142855-OHU-HIGHLANDS	15	89	16.9%
140121-OHU-HIGHLANDS (Adop)	2	8	25.0%
142858 OHU-POLK	11	24	45.8%
142852-OHU-POLK	1	55	1.8%
142856-OHU-POLK	7	21	33.3%
HFC Total	95	597	15.9%
Statewide	1,127	8,004	14.1%

Source: Children Exiting OHC to a Permanent Home within Twelve Months of Entering Care #1119
*Permanency = adoption, permanent guardianship or reunification w/ parent



Children Achieving Permanency in 12 Months for Children in Out-of-Home Care

between 12-23 months as of 08/11/23

FY 24/25 Target is 43.8%

New Target
for FY 24/25

From 43.6%
Up to 43.8%

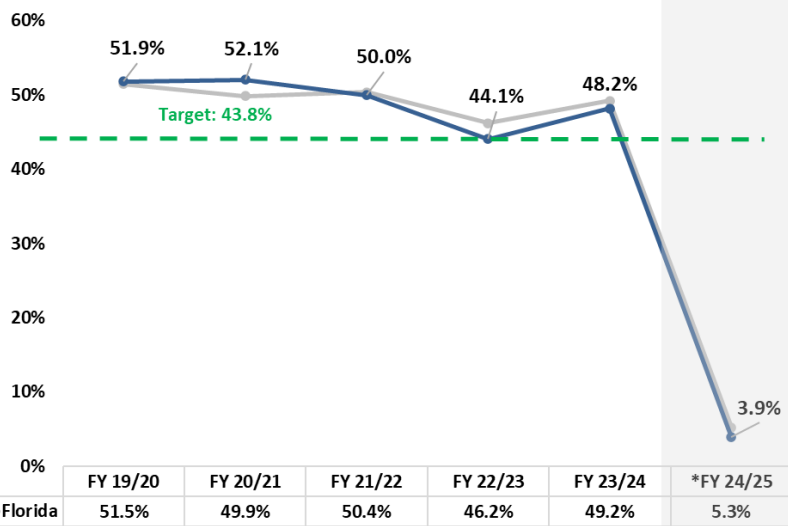
FY 24/25, Target 43.8%				Percent Timely FY 23/24 (last FY)
Children Achieving Permanency within 12-23 Mths for Children in OHC 12-23 Months as of 07/01/24 (as of 08/11/2024)				
Agency	Permanency within 12-23 mths	Total Children LOS 12-23 mths	Percent Timely Permanency	
CHS	3	118	2.5%	37.9%
LSF	6	110	5.5%	41.7%
OHU	4	102	3.9%	49.0%
HFC Total	13	330	3.9%	42.6%
Statewide	258	4,913	5.3%	46.2%

Source: Children Achieving Permanency w/ 12 Months for children in OHC 12-23 Months #1138
*Permanency = adoption, permanent guardianship or reunification w/ parent

By Unit

FY 24/25, Target 43.8%			
Children Achieving Permanency within 12-23 Mths for Children in OHC 12-23 Months as of 07/01/24 (as of 08/11/2024)			
Agency / Unit	Permanency within 12 mths	Total Children Entered OHC	Percent Timely Permanency
CHS	3	118	2.5%
141846-CHSFL	2	16	12.5%
141839-CHSFL	0	28	0.0%
141835-CHSFL (Adop)	0	26	0.0%
141852-CHSFL	1	34	2.9%
LSF	6	110	5.5%
141828-LSF	0	11	0.0%
141827-LSF	1	6	16.7%
141836-LSF	1	12	8.3%
141845-LSF	1	16	6.3%
141848-LSF	0	8	0.0%
141849-LSF	0	28	0.0%
141850-LSF (Adop)	2	10	20.0%
141929-LSF	1	19	5.3%
OHU	4	102	3.9%
142853-OHU-HARDEE	0	25	0.0%
142855-OHU-HIGHLANDS	0	14	0.0%
140121-OHU-HIGHLANDS (Adop)	3	10	30.0%
142858 OHU-POLK	0	10	0.0%
142852-OHU-POLK	1	26	3.8%
142856-OHU-POLK	0	17	0.0%
HFC Total	13	330	3.9%
Statewide	258	4,913	5.3%

Percent of Children Achieving Permanency w/ 12-23 months for Children in OHC 12 Months or Longer as of 07/01/24 *Draft Data - Fiscal Year in progress. HFC vs. Statewide by Fiscal Year (FY) Data as of 08/11/2024



Source: DCF Child Welfare Dashboard
*FY 23/24 is being pulled by FSFN Report #1119 for Children Entering Care July 2022 through June 2023

Children Exiting Out-of-Home Care to a Permanent Home within Twelve Months for Children in Out-of-Home Care Twelve to Twenty-Three Months On-Demand Listing - Report #1138

Federal Measure - Children Achieving Permanency within 12 Months for Children in Out-of-Home Care

24 Months or More as of 08/11/24

FY 23/24 Target is 37.3%

New Target
for FY 24/25

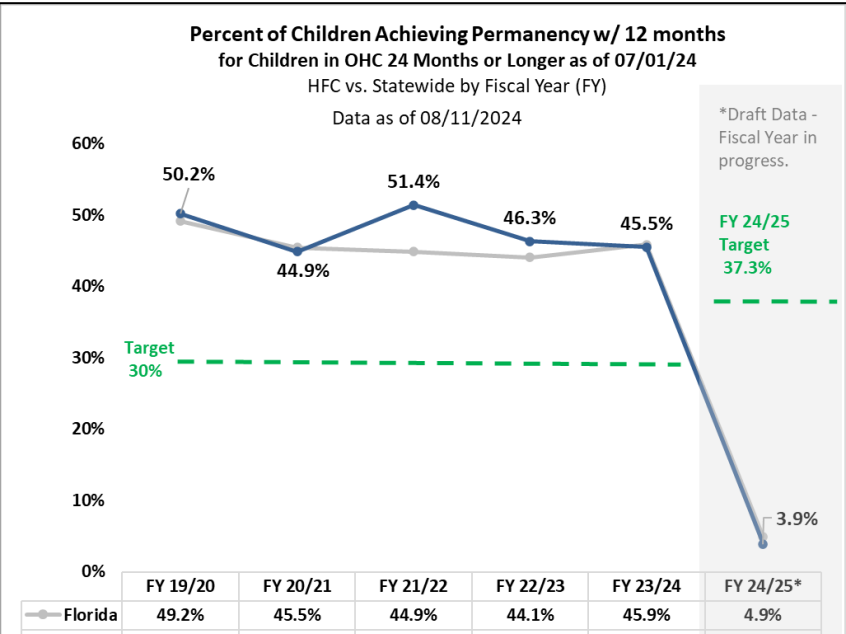
From 30%
Down
to 37.3%

Statewide Measure - FY 24/25, Target 37.3%				Percent Timely FY 24/25 (last FY)
Children Achieving Permanency within 12 Months for Children in OHC 24+ Months as of 07/01/24 (as of 08/11/2024)				
Agency	Permanency Since July 1st	Total Children in OHC 24+ Months	Percent Timely Permanency	
CHS	1	92	1.1%	43.6%
LSF	2	113	1.8%	46.1%
OHU	9	103	8.7%	42.0%
HFC Total	12	308	3.9%	46.2%
Statewide	253	5,136	4.93%	42.88%

Source: Children Achieving Permanency w/ 12 Months for children in OHC 24 Months or Longer #1197
*Permanency = adoption, permanent guardianship or reunification w/ parent



Statewide Measure - FY 24/25, Target 37.3%			
Children Achieving Permanency within 12 Months for Children in OHC 24+ Months as of 07/01/24 (as of 08/11/2024)			
Agency / Unit	Total Children in OHC 24+ Months	Permanency Since July 1st	Percent Timely Permanency
CHS	1	92	1.1%
141832-CHSFL (IL)	0	1	0.0%
141846-CHSFL	0	4	0.0%
141839-CHSFL	0	9	0.0%
141835-CHSFL (Adop)	1	61	1.6%
141852-CHSFL	0	12	0.0%
LSF	2	113	1.8%
141828-LSF	0	25	0.0%
141827-LSF	0	4	0.0%
141836-LSF	0	23	0.0%
141845-LSF	0	16	0.0%
141848-LSF	0	7	0.0%
141849-LSF	0	9	0.0%
141850-LSF (Adop)	0	1	0.0%
141929-LSF	2	26	7.7%
OHU	9	103	8.7%
142853-OHU-HARDEE	0	19	0.0%
142855-OHU-HIGHLANDS	0	17	0.0%
140121-OHU-HIGHLANDS (Adop)	7	36	19.4%
142858 OHU-POLK	0	1	0.0%
142852-OHU-POLK	1	14	7.1%
142856-OHU-POLK	1	16	6.3%
HFC Total	12	308	3.9%
Statewide	253	5,136	4.9%




Source: DCF Child Welfare Dashboard
*FY 23/24 is being pulled by FSFN Report #1119 for Children Entering Care July 2022 through June 2023

Children Exiting Out-of-Home Care to a Permanent Home within Twelve Months for Children in Out-of-Home Care Twenty-Four Months or More On-Demand Listing - Report #1197

Adoption Finalizations

Percent of Adoptions Finalized with 24 Months of Removal & Percent of Adoption Goal Met

Heartland for Children - DCF Circuit 10
Adoption Finalizations for FY 24-25



Source: HFC Adoption Database; Data-as-of: August 12, 2024

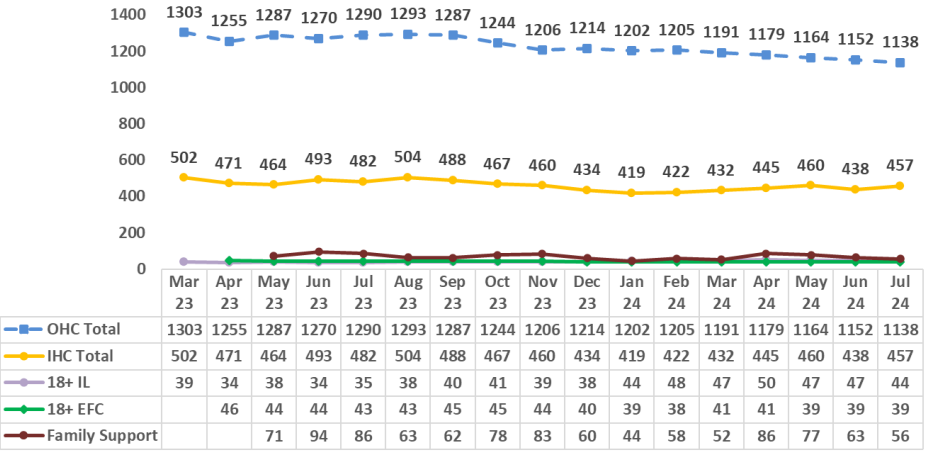
Upcoming Finalization Dates FY(24/25)

- August 14 & 21, 2024
- September 18 & 25, 2024
- October 23 & 30, 2024

Adoption Finalizations FY 24-25 - <u>1st Quarter</u> as of 08/12/2024	
CMO	Finalized Adoptions YTD
CHS	0.5
LSF	1.5
OHU	8.5
Total	10.5

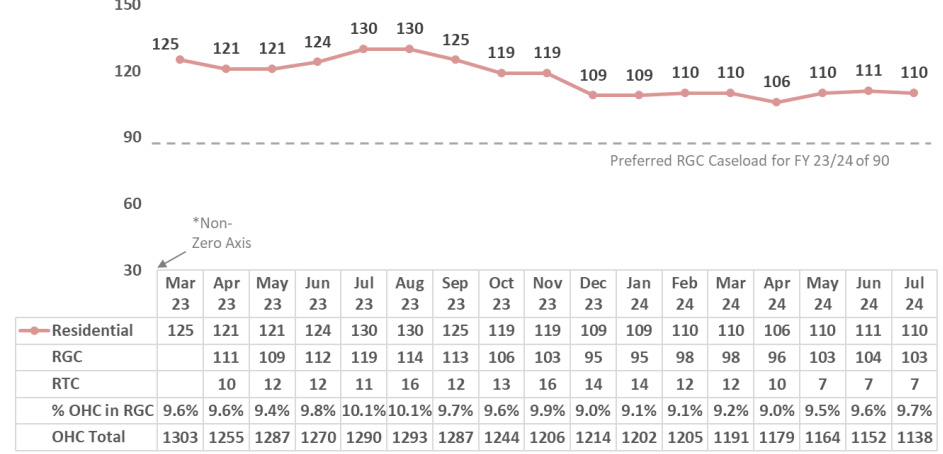
➤ Children Served at Month End by Service Type
➤ Number and Percent of Children Serviced in Residential Care

Heartland for Children
Number of Primary Children Active by Service Type
Point in Time Month End Data through July 2024



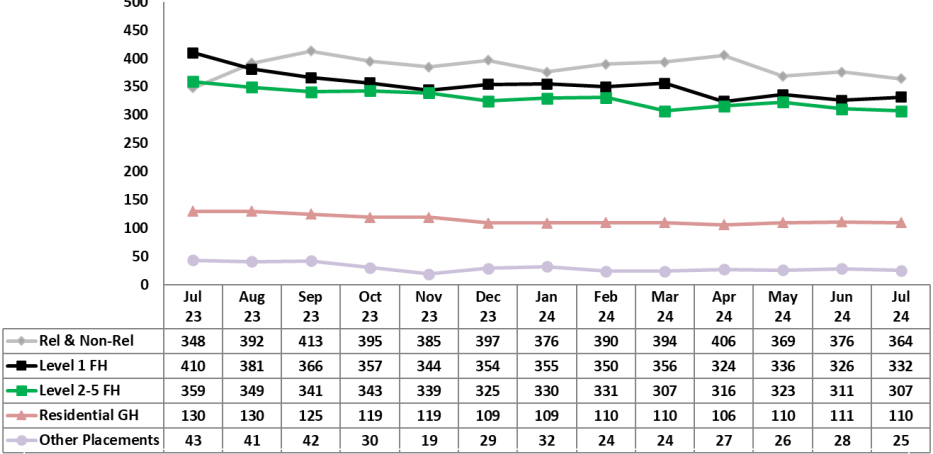
Source: Children and Young Adults in Out-of-Home Care or Receiving In-Home Services Listing, OCWDRU report 1077
Licensed Provider Detail Listing, OCWDRU Report 1268 - Level of Licensures Provider D tab

Heartland for Children
Number of Primary Children Active in Residential Group Care
Point in Time Month End Data through July 2024



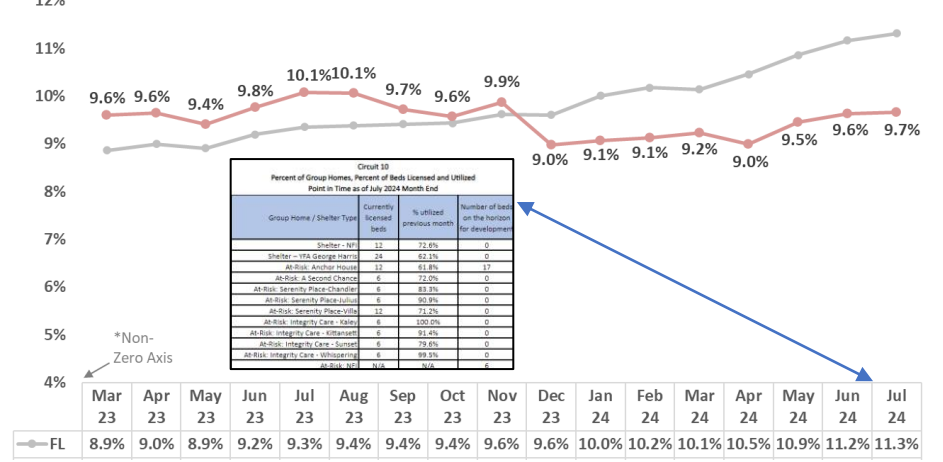
Source: Children and Young Adults in Out-of-Home Care or Receiving In-Home Services Listing, OCWDRU report 1077
Licensed Provider Detail Listing, OCWDRU Report 1268 - Level of Licensures Provider D tab

Heartland for Children, Inc.
Number of Children in Out of Home Care By Placement Type
Point in Time Month End Data through July 2024



Source: FSFN rpt 1077 "Children and Young Adults in OHC or Receiving In-Home Services by Age";
FSFN rpt 1268 "Licensed Provider Detail Listing, Level of Licensures Provider" tab

Heartland For Children (Red Line)
Percentage of Primary OHC Children Active in RGC - HFC vs. Statewide
Point in Time Month End Data through July 2024



Source: DCF OCFW Dashboard - Children and Young Adults in Out-of-Home Care, Monthly Trend

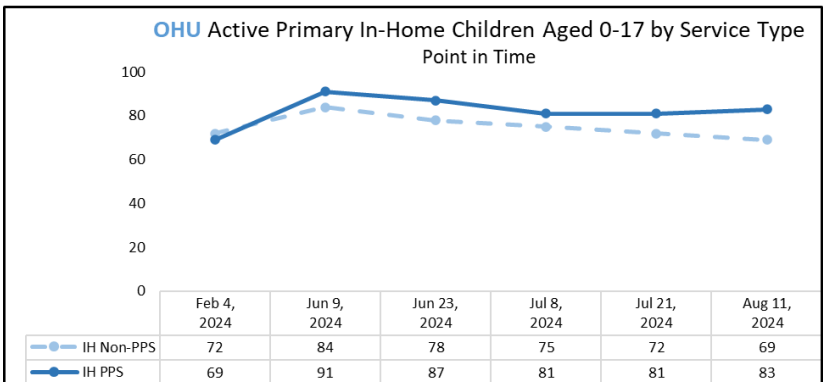
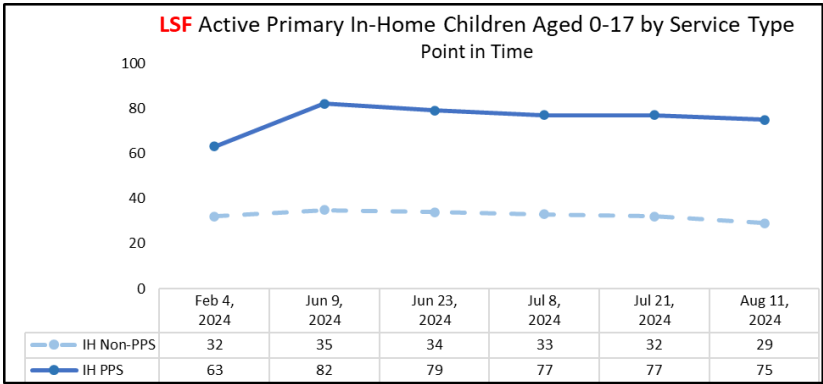
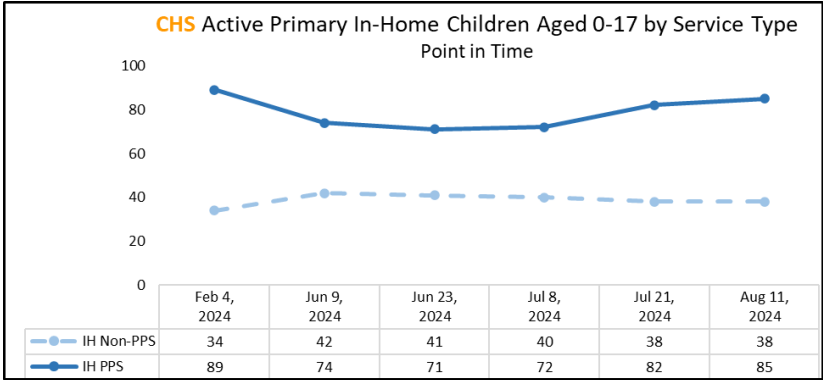
Circuit 30
Percent of Group Homes, Percent of Beds Licensed and Utilized
Point in Time as of July 2024 Month End

Group Home / Shelter Type	Currently licensed beds	% utilized previous month	Number of beds on the horizon for development
Shelter - 494	12	72.6%	0
Shelter - VFA George Harris	24	82.1%	0
At-Risk - Anthony Harris	17	88.8%	17
At-Risk - A Second Chance	6	75.0%	0
At-Risk - Serenity Place-Chandler	6	83.3%	0
At-Risk - Serenity Place-Julius	6	90.9%	0
At-Risk - Serenity Place-Vicki	11	73.2%	0
At-Risk - Integrity Care - Kabay	6	100.0%	0
At-Risk - Integrity Care - Williams	0	34.4%	0
At-Risk - Integrity Care - Spitzer	6	75.0%	0
At-Risk - Integrity Care - Whittington	6	88.9%	0
At-Risk - IFC	N/A	N/A	0

FY 2023-2024 Children In-Home Care Closures Initiative

PPS: Post Placement Supervision (Children Reunified with the Removal Parent)

Non-PPS: Children Receiving In-Home Services the entire time from Case Transfer from DCF to CMO (*Also includes ICPC)



Heartland for Children Active Primary Children Aged 0-17 Receiving In-Home Services - PPS and Non-PPS Data as of 08/11/24												
CMO	In-Home Service Type	0-4 Months	5 Months	6 Months	7-9 Months	10 Months	11 Months	12-15 Months	16-23 Months	24-35 Months	36+ Months	CMO Total
CHS	Non-PPS	18	0	5	0	0	1	3	1	10	0	38
	PPS	51	7	9	11	3	0	3	1	0	0	85
CHS Total		69	7	14	11	3	1	6	2	10	0	123
LSF	Non-PPS	7	7	1	1	0	0	9	2	2	0	29
	PPS	46	9	8	11	0	1	0	0	0	0	75
LSF Total		53	16	9	12	0	1	9	2	2	0	104
OHU	Non-PPS	21	4	5	5	2	3	3	11	8	7	69
	PPS	48	10	5	13	2	1	2	2	0	0	83
OHU Total		69	14	10	18	4	4	5	13	8	7	152
NTF	Non-PPS	69	1	5	0	0	0	0	0	0	0	75
	PPS	69	1	5	0	0	0	0	0	0	0	75
NTF Total		69	1	5	0	0	0	0	0	0	0	75
HFC	Non-PPS	115	12	16	6	2	4	15	14	20	7	211
	PPS	145	26	22	35	5	2	5	3	0	0	243
HFC Total		260	38	38	41	7	6	20	17	20	7	454

Source: Children and Young Adults Actively Receiving IH Services or in OHC Care Daily Listing - FSN Report #1329
PPS = Post Placement Supervision, Non-PPS = DCF Case Transfer to CMO, In-Home Services

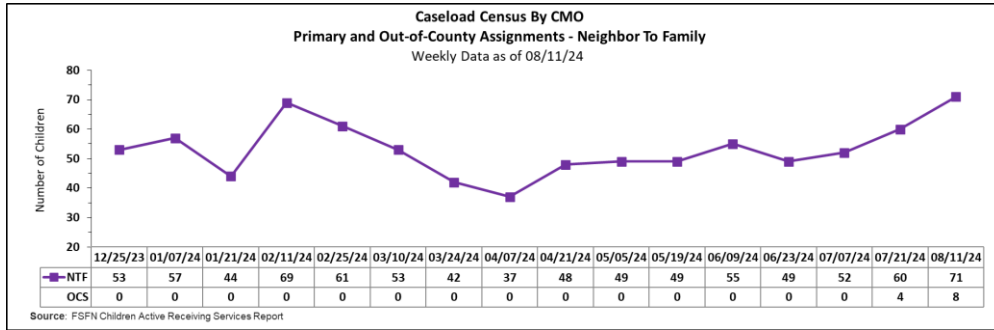
Point-in-Time as of August 9th, 2024 In-Home Service Providers Caseload and Referrals Received

In-Home Provider/Service	Current Census	Immediate Openings	Projected Openings within next 3 weeks (need Referrals to fill)	Mindshare Referrals from July 22 to Aug 10 (Referrals Since the last PQJ date)
Youth Villages	33	0	3	13
Neighbor To Family (Safety Mgmt)	5	7	3	7
PRC Home to Stay (Reunification)	38	0	0	2
PRC Home to Stay (Prevention)	11	0	0	5
SCARF (Family Support)	35	16	8	-
SCARF (Legal)	13	4	4	-
UW Supervised Visitation	5	5	1	-
CHS BSFT	13	4	4	-
CHS CPP	8	4	4	-
NFI FFT- Traditional	38	0	0	17
NFI FFT- Prevention	7	0	0	-
NFI FFT- Foster Care	35	3	3	2
Chosen	1	10	10	-

Source: HFC Quality & Contract Management Department Reports

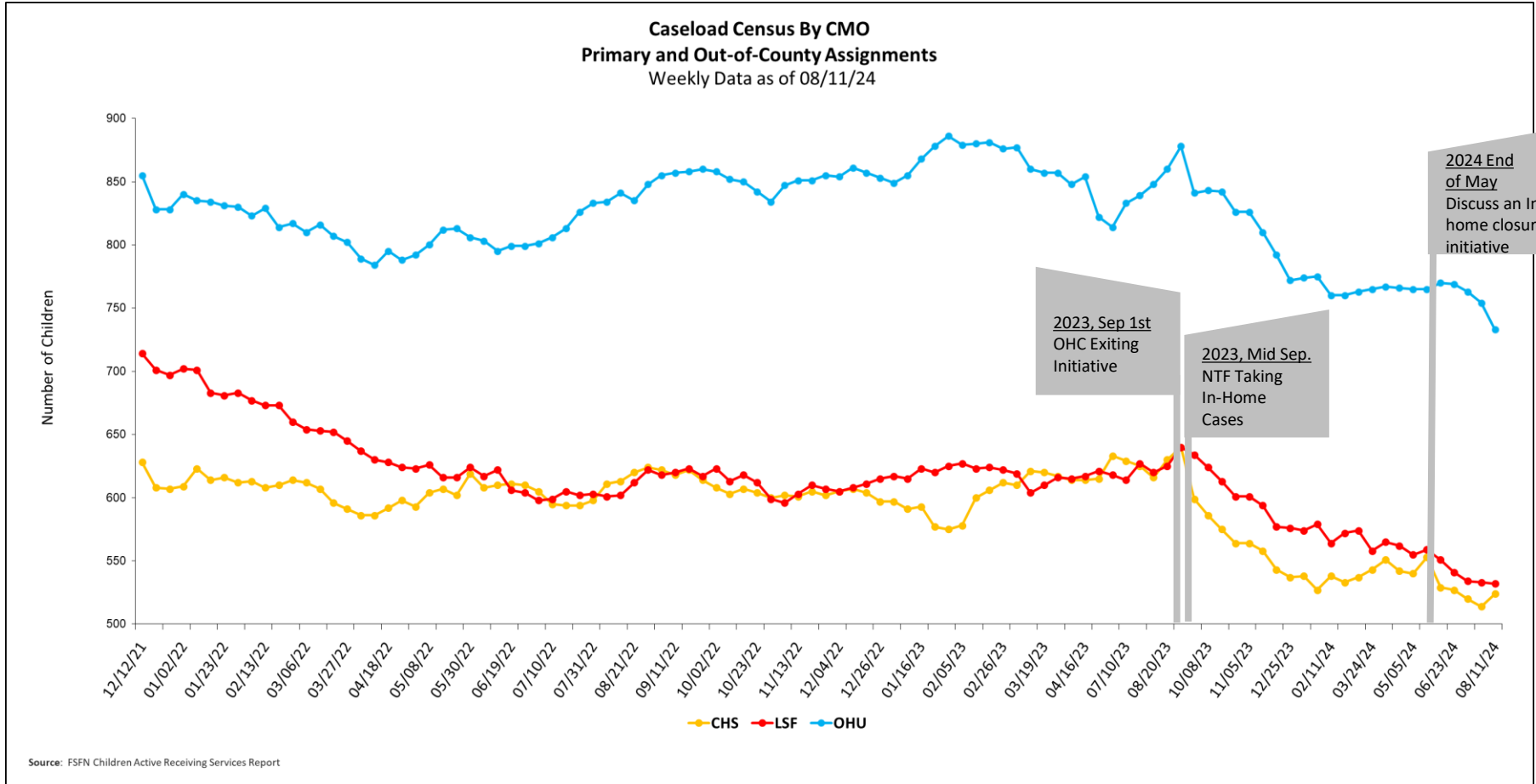
Caseload Census Information

CBC Services Weekly Caseloads By CMO



Number of Children by CMO Last 6 Reporting Periods

Agency	5/5/2024	5/19/2024	6/9/2024	6/23/2024	7/7/2024	7/21/2024	8/11/2024
CHS	540	553	529	527	520	514	524
LSF	555	559	551	541	534	533	532
OHU Primary	558	561	572	576	567	559	553
OHU/OCS	207	204	198	193	196	195	180
OHU Total	765	765	770	769	763	754	733
NTF Primary	49	49	55	49	52	56	63
NTF/OCS						4	8
NTF Total						60	71
HFC Total	1,910	1,926	1,906	1,889	1,875	1,861	1,860



Caseload Census Information

Case Manager Caseload Breakdown by Agency – Data as of 08/11/2024

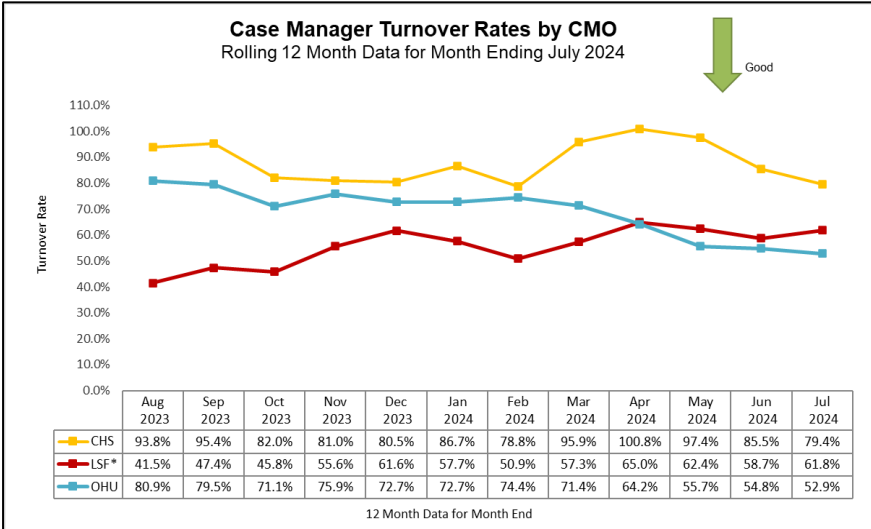
Count of Case Managers Within a Caseload Range							
CMO	1-5 Children in Caseload	6-15 Children in Caseload	16-24 Children in Caseload	25-29 Children in Caseload	30+ Children in Caseload	Total Case Managers*	Avg # of Children per CM
CHS	0	1	1	4	10	16	32.8
LSF	1	7	19	1	0	28	19.0
OHU	2	1	3	10	8	24	30.5
NTF	0	7	0	0	0	7	10.1
# of CMs	3	16	23	15	18	75	24.8

Percent of Case Managers That Are at or Under the National Caseload Standard of 15			
CMO	# Case Managers w/ Primary Caseload	# with Caseload at 15 or lower	Percent at 15 or lower
CHS	16	1	6.3%
LSF	28	8	28.6%
OHU	24	3	12.5%
NTF	7	7	100.0%
HFC	75	19	25.3%

* Data Excludes Unit Supervisors, FTC Facilitators & Resigned CMs Count

Case Management Organization Turnover 12 Month Case Manager Turnover Rates by Agency

CMO	Employee Turnover Rates By CMO 12 Month Data for Month Ended July 2024	
	Case Manager	Case Manager Supervisor
CHS	79.4%	35.3%
LSF*	61.8%	24.0%
OHU	52.9%	26.1%



Caseload Census by Case Manager and Organization

Data as of 08/11/2024

Caseload of 1 - 5 Children (-1)		
CMO	Case Workers	#
LSF	Durant, Paris	5
OHU	Colon, Lisette	2
OHU	Gadson, Berlendah	2

Caseload of 16 - 24 Children (-6)		
CMO	Case Workers	#
LSF	Pena, Yulissa	24
OHU	Garcia, Anakeidie	23
OHU	Brutus, Marie	23
LSF	Willingham, Jadashia	23
LSF	Renfro, Andrew	22
LSF	Franklin, Yoshika	22
LSF	Bickel, Sherry	22
LSF	Lynch, Rodina	22
LSF	Brown, Desiree	21
LSF	Ellis, Darren	21
LSF	Blocker, Amanda	21
LSF	Coleman, Tangela	21
LSF	Williams, Careatha	21
LSF	Escartin Vega, Kathia	21
LSF	Pierce, Pamela	20
LSF	Blackwood, Sandra	19
LSF	Morris, Alundrea	19
LSF	Diamond, Savannah	19
LSF	Pamphile, Emmanuella	18
LSF	Bon-Fiol, Nikol	18
LSF	Lott, Carla	18
OHU	Cruz, Michelle	17
CHS	Fort, Angela	17

Caseload of 25 - 29 Children (+2)		
CMO	Case Workers	#
OHU	Pizarro, Frances	29
OHU	Bello, Bianca	29
CHS	Sisk, Sarah	29
OHU	Beach-Solmo, Amber	29
OHU	Cleveland, Tammy	28
CHS	Knowlton, Sera	28
CHS	Standen, Brayden	27
OHU	Dedrick, Dawn	27
OHU	Thompson, Wyshana	27
OHU	Isaacs, August	27
OHU	Young, Vanessa	27
OHU	Cherident, Camy	26
LSF	Ramnaugh, Shan	25
OHU	Valencia, Alejandro	25
CHS	Covington, Walter	25

Unit Supervisors Carrying Cases (-1)		
CMO	Case Workers	#
OHU	Colon, Lisette	2
OHU	Gadson, Berlendah	2
CHS	Cortes, Jennifer	2

Caseload of 6 - 15 Children (+2)		
CMO	Case Workers	#
OHU	Shay, Ryan	15
LSF	Cruz, Veronica	15
CHS	Vegter, Hope	14
LSF	Thomas, Tracy	12
NTF	Conklin, Danielelle	12
NTF	Mattison, Sharon	11
LSF	Hockenberry, Matthew	11
NTF	Bates, Brittany	11
NTF	Cruz, Ana	11
LSF	Koons, Brittney	11
NTF	Tetreault, Taylor	9
LSF	Malave, Luis	9
LSF	Townes, Rachel	9
NTF	Jones, Gwendolyn	9
LSF	Linen, Fawn	8
NTF	Wolf, Lauren	8

Caseload of 30+ Children (+1)		
CMO	Case Workers	#
OHU*	Bailon, Margarita	57
OHU*	Fuentes, Norma	45
OHU*	Villegas, Anna	43
OHU	Washington, Woodrica	43
OHU*	Simmons, Shannon	37
CHS	Bruce, Kortney	36
CHS	Meola, Laura	35
CHS	Kaina, Kelly	35
CHS	Angulo, Kayla	33
CHS	Bain, Claire	32
CHS	Mcphail, Allissa	32
CHS	Hiers, Katherine	32
CHS	Rodgers, Aleah-Faith	31
OHU	Kohn, Ludessa	30
OHU	Mcgahee, Timika	30
CHS	Beasley, Charlita	30
CHS	James, Aleah	30
OHU	Johnson, Randi	30

Circuit 10 Children Active by Assignment Role for CMO TAYS, FTC and Adoption Workers

Data as of 08/11/24

Case Worker	Pri.	Sec.	OOC	Grand Total
Nieves, Carlos	25	1	0	26
Humber, John	10	68	0	78
TAYS - CHS	35	69	0	104
Cruz, Cheyleen	1	0	0	1
FTC - CHS	1	0	0	1
Cortes, Jennifer	2	36	0	38
Dawes, Dominique	20	7	0	27
Whiting, Kari	0	5	0	5
Adoptions - CHS	22	48	0	70
Peralta, Joshua	34	0	0	34
Jones, Dane	0	43	0	43
TAYS - LSF	34	43	0	77
Collins, Sara	1	6	0	7
Hampton, Sharday	0	9	0	16
Adoptions - LSF	1	15	0	16
Metelus, Getro	2	19	1	37
Sandbrook, Mary	11	26	0	47
Vazquez, Roger	6	40	1	106
TAYS - OHU	19	85	2	106
Sherwood, Drake	0	1	0	1
FTC - OHU	0	1	0	1
Howe, Danielle	12	0	0	14
Nettles, Markisha	13	1	0	15
Southall, Akeva	15	0	0	5
Ventura, Armando	1	4	0	2
Brody, Jessica	0	2	0	0
Adoptions - OHU	41	7	0	48
TAYS Total	88	197	2	287
FTC Total	1	1	0	2
Adoptions Total	64	70	0	134

Pri. = Primary - Sec. = Secondary - OOC = Out of County
Data Source: FSN Report - Children Active Receiving In-Home or Out-of-Home Services Daily Listing by District

*These OHU case managers contain caseloads that are over 65% OCS cases. On average an OCS case compares to 1.54 regular cases (i.e., 20 OCS cases approx. equals 13 regular cases).

All CHS case managers are supported by Case-Aim support. On average a Case-Aim supported case compares to 1.33 regular cases (i.e., 20 cases with Case-Aim approx. equals 15 cases without Case-Aim support).

Red = Supervisors, FTC Facilitators & Resigned CMs carrying cases Orange = Terminated Workers Carrying Caseloads in FSN

Healthcare Information

Data Entered Into FSFN for Children in Out-of-Home Care

Health Information in FSFN for Children in OHC as of 08/12/2024

Agency	# of Children in OHC	% With a Medical Record in FSFN	% With Medical Service in last 12 Months	% With Dental Service in Last 7 months	% with Immunizations Up to Date	Overall Performance
CHS	369	99.7%	87.8%	88.5%	91.1%	89.1%
LSF	391	100.0%	95.7%	93.4%	95.9%	95.0%
OHU	386	100.0%	92.7%	89.6%	95.3%	92.6%
HFC	1146	99.9%	92.1%	90.5%	94.2%	92.3%

Source: FSFN report 1009 "Source: "Healthcare Service Information for OHC"

Health Information in FSFN as of 08/12/2024

Agency	# of Missing Medical Records	# of Medical Appointments Needing Update	# of Dental Appointments Needing Update	# of Immunization Needing Update
CHS	1	45	30	33
LSF	0	17	17	16
OHU	0	28	28	18
HFC	1	90	75	67

Source: "Healthcare Service Information for OHC - Report 1009"

Scorecard Measure 12 – Separated Siblings

SM12 - Percentage of sibling groups in out-of-home care where all siblings are placed together – Target = 65.0%

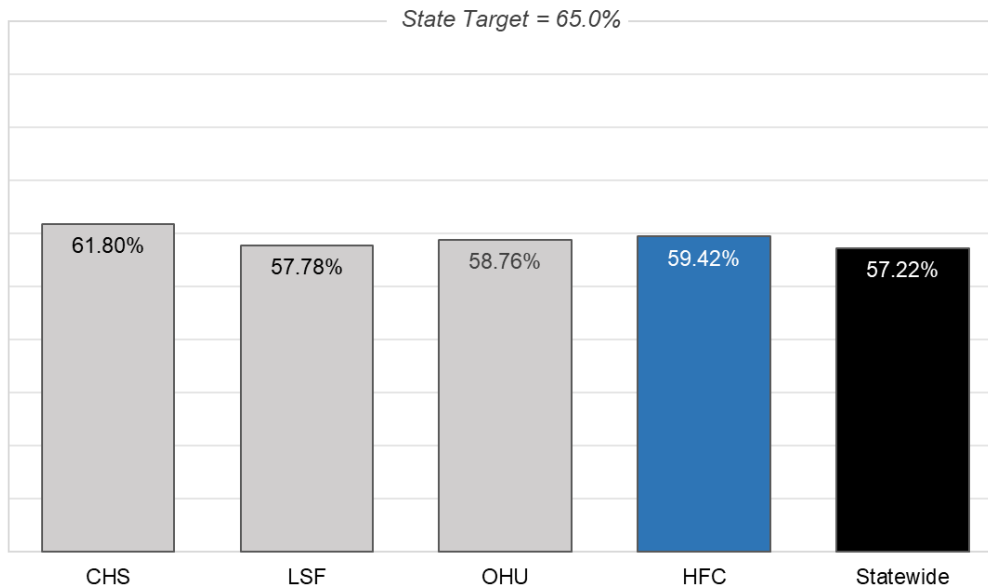
SM12 - Percent of Sibling Groups Placed Together
FY 24-25 Snapshot data as of August 11, 2024

Agency	Number of Cases w/ Siblings Together	Total Cases Sibling Groups	Percent of Siblings Placed Together
CHS	55	89	61.80%
LSF	52	90	57.78%
OHU	57	97	58.76%
HFC	164	276	59.42%
Statewide	2,303	4,025	57.22%

Source: Sibling Groups Where All Siblings Are Placed Together On-Demand Listing, #1125

Number of sibling groups to achieve SM12 target – 28 Sibling Groups

SM-12 Percent of Sibling Groups Placed Together
FY 24-25 Snapshot data as of 08/11/24

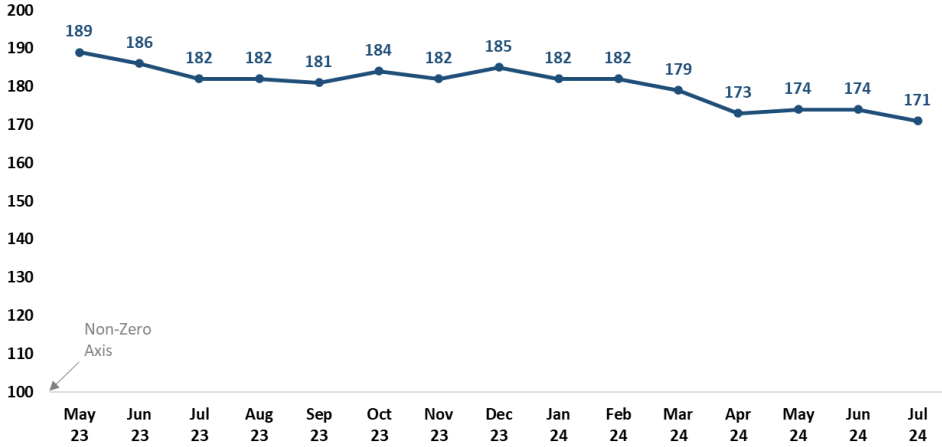


Source: Sibling Groups Where All Siblings Are Placed Together On-Demand Listing, #1125

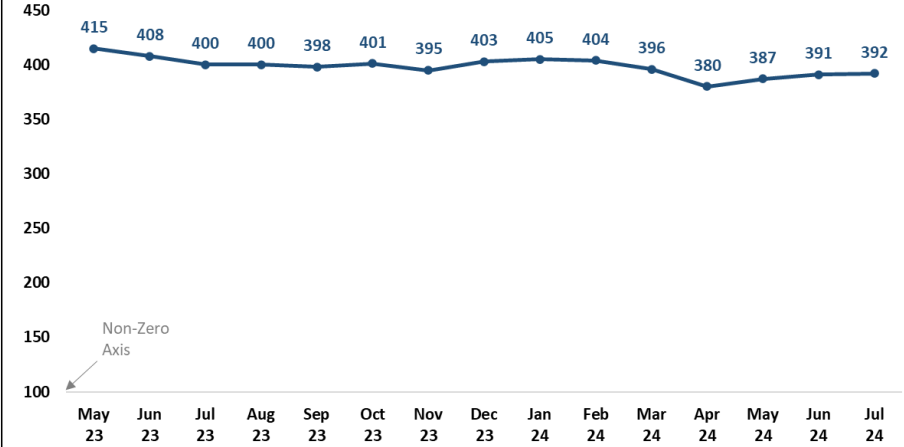
Number of Foster Homes and Foster Bed Capacity

Percent of Foster Home Utilization and Teen Placement in a Foster Home

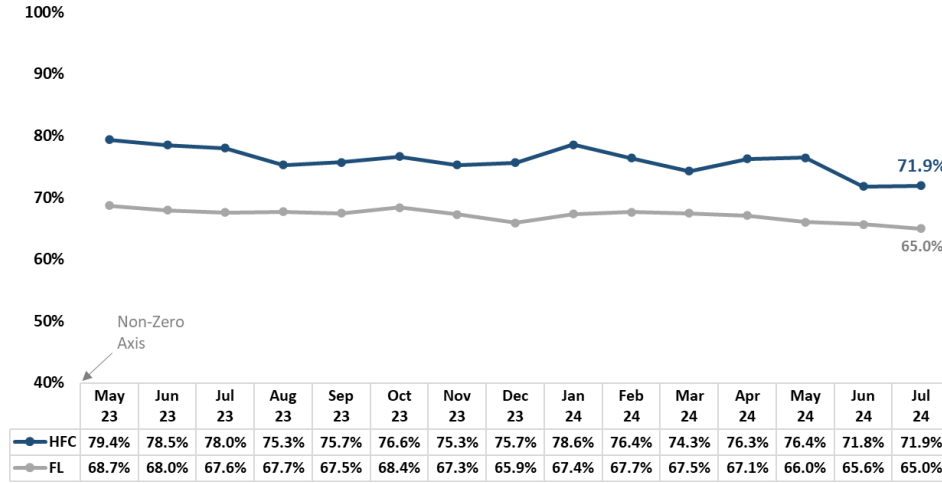
Heartland for Children
Number of Foster *Homes* - Months End Snapshot
Last 15 Months through July 2024



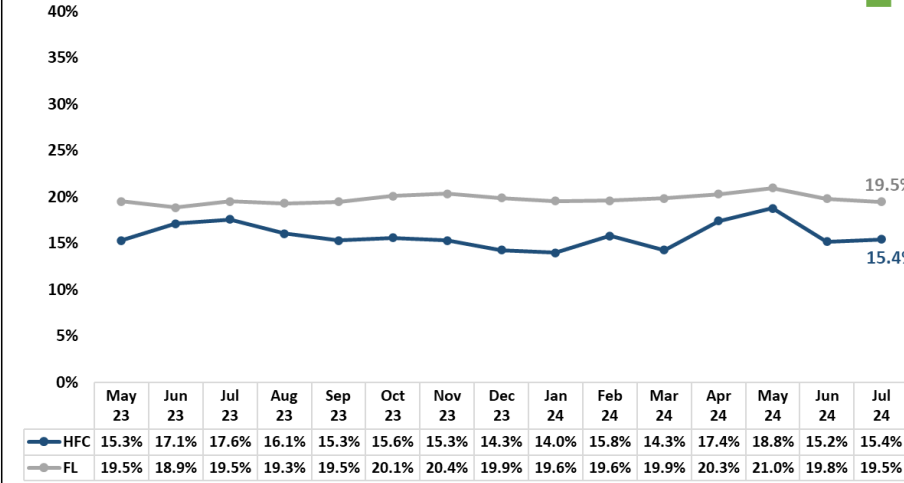
Heartland for Children
Number of Foster *Beds* - Months End Snapshot
Last 15 Months through July 2024



Heartland for Children
Percent of Foster Homes Utilized (w/a Placement)
Last 15 Months through July 2024



Heartland for Children
Percent of Foster Homes w/a Teen Placement
Last 15 Months through July 2024

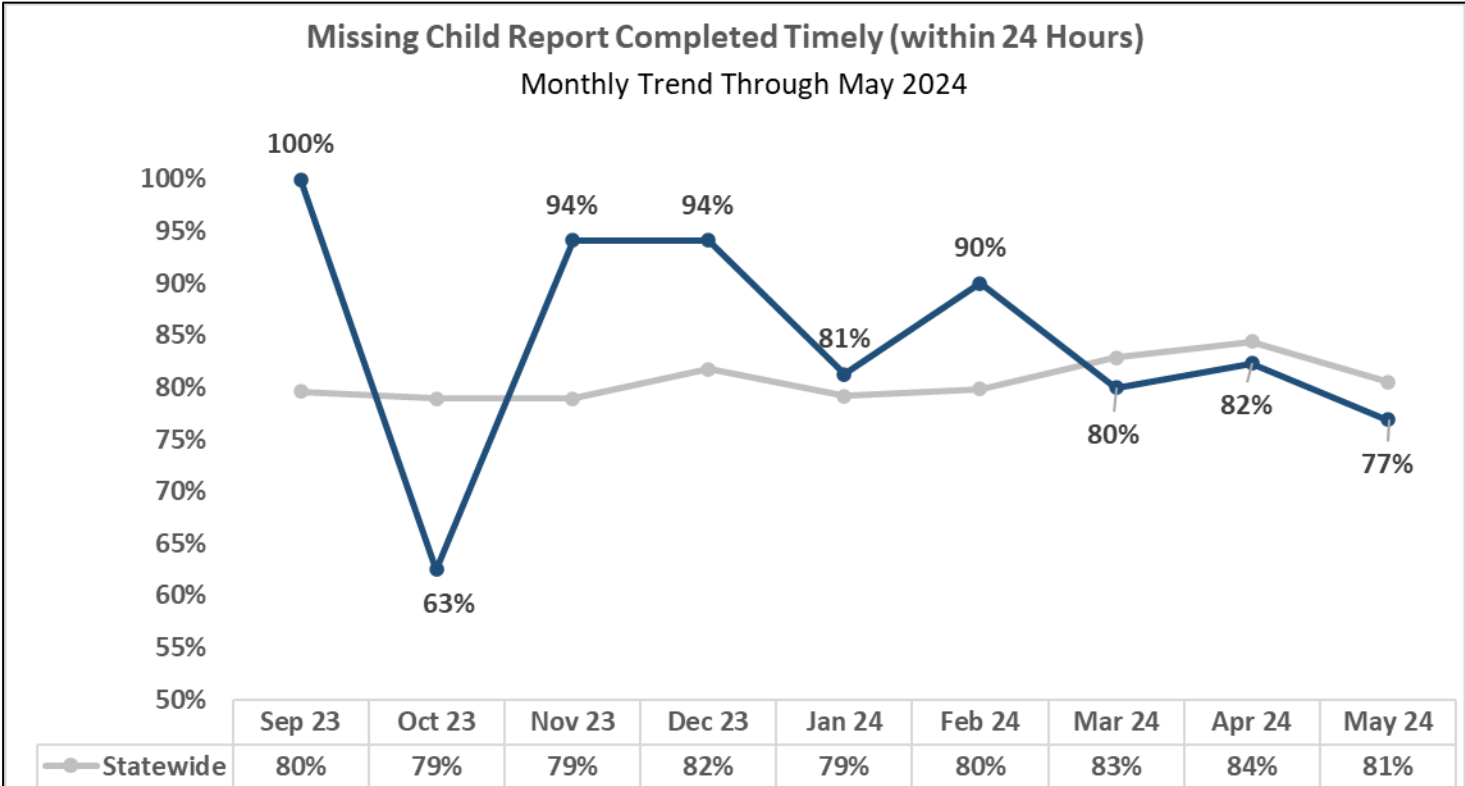


Missing Children in Out of Home Care

Children currently missing or recovered while in OHC

Heartland for Children Children in OHC who are Missing or Now Recovered 8/11/2024					
	Current Missing	Late Reports	Late ATL	Recoveries	Late Debriefs
CHS	2	0	0	1	0
LSF	0	0	0	0	0
OHU	0	0	0	0	0
CPI	0	0	0	0	0
Total	2	0	0	1	0

Source: HFC MCR Tracking Log ATL = Attempts to Locate



Source: Central Office Ad Hoc Report

In-Home Safety Plan Management

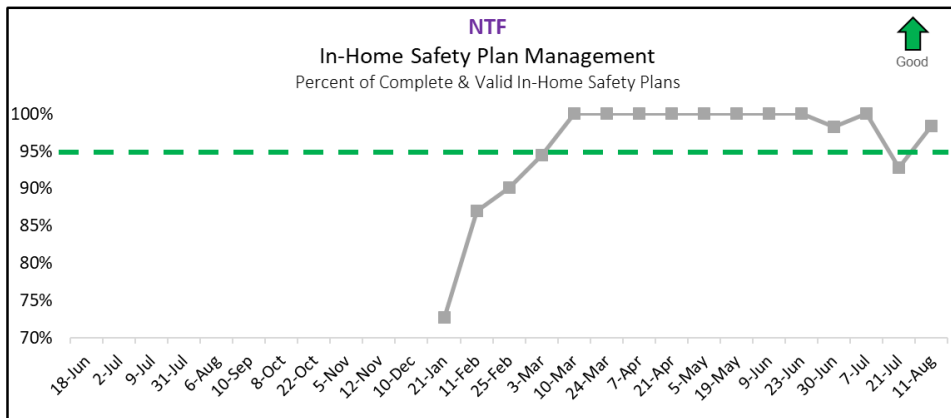
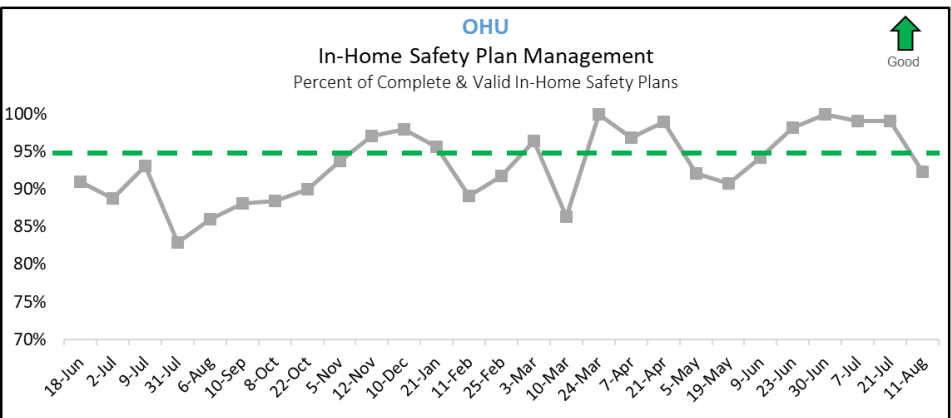
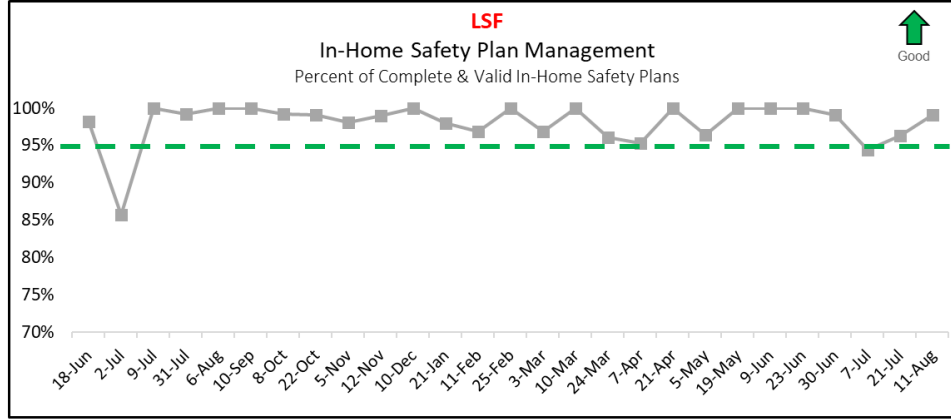
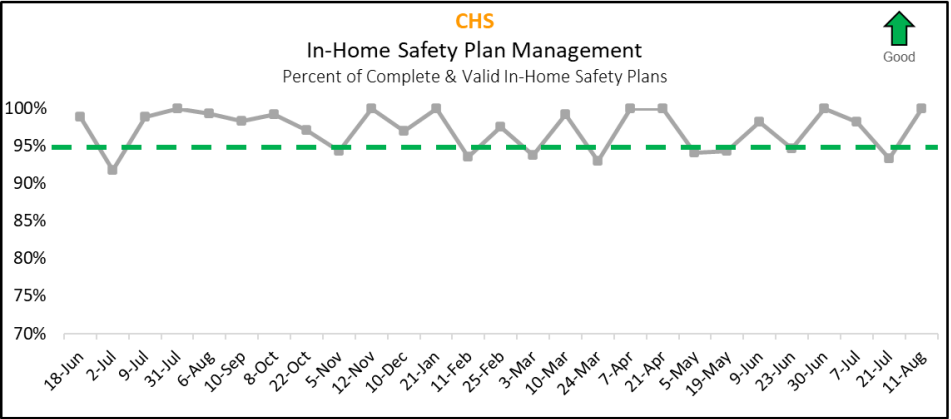
Percent of Completed In-Home Safety Plans under 180 Effective Days – Target: 95.0%

In-Home Safety Plan Management				
Percent of Completed In-Home Safety Plans under 180 Effective Days				
Data as of 08/11/2024				
Agency	No -or- Expired Safety Plans	Complete & Valid Safety Plans	Total Required Safety Plans	Percentage Complete
CHS	0	120	120	100.0%
LSF	1	102	103	99.0%
OHU	8	97	105	92.4%
NTF	1	62	63	98.4%
HFC Total*	10	381	391	97.44%

Source Report: Case Management Safety Management Listing - OCWDRU Report #1301
Target of 95%

Of the 381 completed safety plans, 64 will expire in the next 30 or 60 days			
Agency	Expires in 30 Days	Expires in 60 Days	Total
CHS	9	17	26
LSF	13	9	22
OHU	8	8	16
NTF	0	0	0
HFC Total	30	34	64

Source report 1301 'Case Management Safety Management Listing' - Data as of 08/11/2024



Child Placement Agreement Errors

Active CPA's with errors and non-active CPA's needing closure.

Child Placement Agreement Errors

Data as of 08/11/2024

The 11 active CPA's with errors contain the 17 total errors.

Agency	Total CPA's Needing Correction	Non-Active CPA's Needing Closure	Total Active CPA's not Completed	New CPA Needed	Need to Upload Signed Agreement	Need Supervisor Approval	No Provider Listed	Total Errors
CHS	7	2	5	3	2	1		6
LSF	5	2	3		3	1	3	7
OHU	5	2	3	2	1	1		4
Total	17	6	11	5	6	3	3	17

Source: FSFN - Child Placement Agreement Status for Children in Out-of-Home Care On-Demand Listing - OCWDRU Report #1256
Criteria: Children with a CPA Effective Date.

Percent of Children with an Active Completed CPA

Data as of 08/11/2024

Agency	Total Active CPA's	CPA's Fully Completed	% of Completed CPA's
CHS	35	30	86%
LSF	26	23	88%
OHU	9	6	67%
Total	70	59	84%

Source: FSFN - Child Placement Agreement Status - OCWDRU Report #1256
Criteria: Children with an CPA Effective Date.

Psychotropic Medications

Children with Psychotropic Medications Prescriptions

Heartland For Children					
Number of Children in Out-of-Home Care with at Least one Psyc. Medication and Percent of Children w/ a Valid Consent					
Data as of 08/11/2024					
Agency	All Children in OHC	% of Children in OHC w/ Psyc Meds	All Children with Psyc Meds	# of children w/ a current parent or court order	% w/ a current parent or court order
CHS	385	9.9%	38	37	97.4%
LSF	404	11.1%	45	45	100.0%
OHU	388	8.5%	33	33	100.0%
HFC	1,185	9.8%	116	115	99.1%
DCF	6	16.7%	1	0	0.0%
Statewide	17,665	14.2%	2,507	2,466	98.4%

Source: Children in OHC with One or More Current Prescriptions for a Psychotropic Medication, Ages 0 to 17 - #1002
Source: Children and Young Adults in Out-of-Home Care or Receiving In-Home Services Listing - #1077
Valid = Children with a parent consent and the parents are TPR'd are not considered valid consents

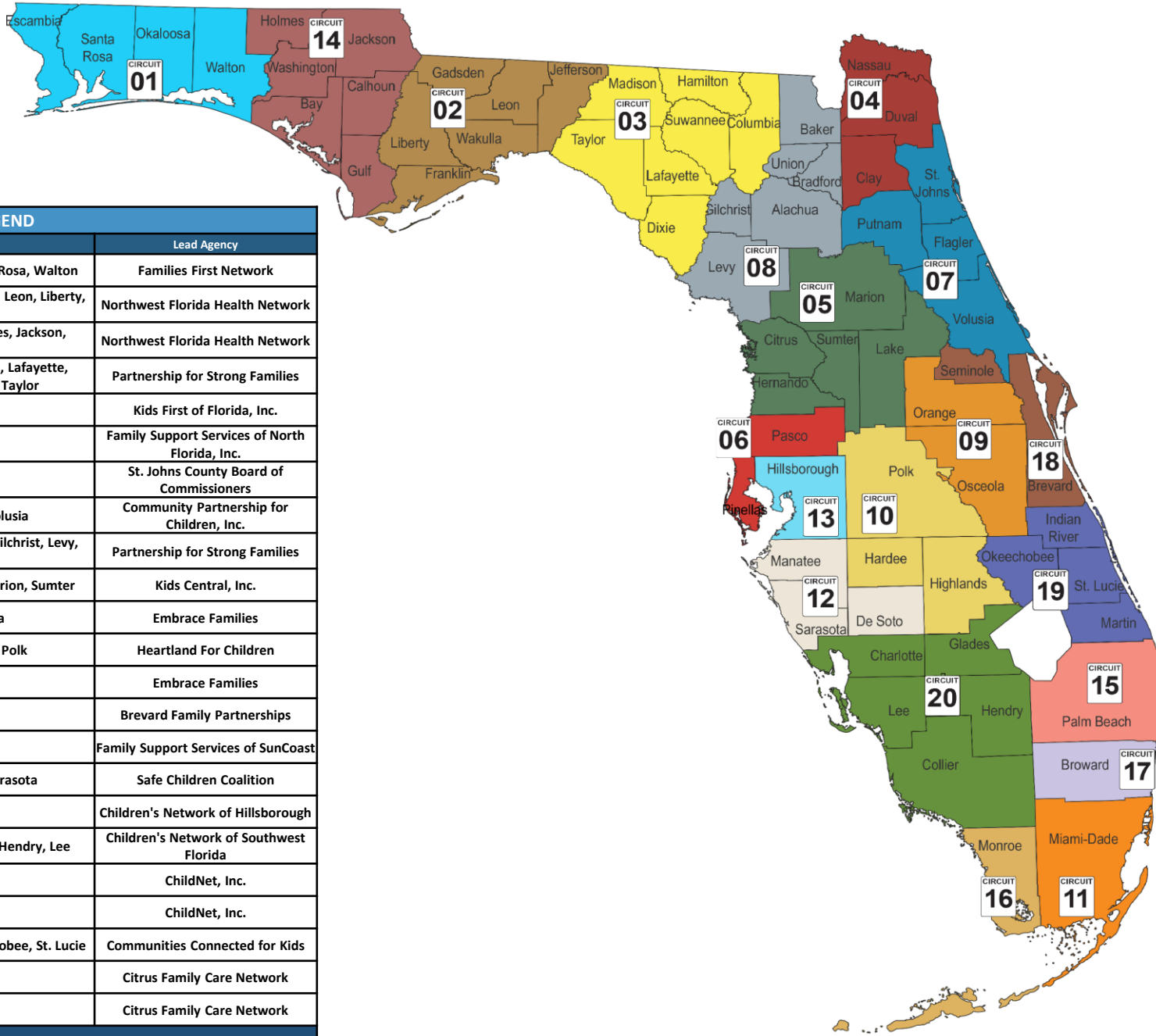
Unified Home Studies – Approval Status

Cases with a Pending or No UHS – 45+ Days Past Due; **Data-as-of: 08/12/2024**

Relative / Non-Relative Unified Home Study Approval Status			
45 Days since Case Transfer - Past Due			
Agency	# of UHS	Status - Pending	Status - No UHS
CHS	7	4	3
LSF	4	1	3
OHU	5	2	3
Total	16	7	9



Community Based Care Lead Agency Map



LEGEND			
Circuit	Region	Counties	Lead Agency
1	North West	Escambia, Okaloosa, Santa Rosa, Walton	Families First Network
2		Franklin, Gadsden, Jefferson, Leon, Liberty, Wakulla	Northwest Florida Health Network
14		Bay, Calhoun, Gulf, Holmes, Jackson, Washington	Northwest Florida Health Network
3	North East	Columbia, Dixie, Hamilton, Lafayette, Madison, Suwannee, Taylor	Partnership for Strong Families
4		Clay	Kids First of Florida, Inc.
4		Duval, Nassau	Family Support Services of North Florida, Inc.
7		St. Johns	St. Johns County Board of Commissioners
7		Flagler, Putnam, Volusia	Community Partnership for Children, Inc.
8		Alachua, Baker, Bradford, Gilchrist, Levy, Union	Partnership for Strong Families
5	Central	Citrus, Hernando, Lake, Marion, Sumter	Kids Central, Inc.
9		Orange, Osceola	Embrace Families
10		Hardee, Highlands, Polk	Heartland For Children
18		Seminole	Embrace Families
18		Brevard	Brevard Family Partnerships
6	Sun Coast	Pasco, Pinellas	Family Support Services of SunCoast
12		DeSoto, Manatee, Sarasota	Safe Children Coalition
13		Hillsborough	Children's Network of Hillsborough
20		Charlotte, Collier, Glades, Hendry, Lee	Children's Network of Southwest Florida
15	South East	Palm Beach	ChildNet, Inc.
17		Broward	ChildNet, Inc.
19		Indian River, Martin, Okeechobee, St. Lucie	Communities Connected for Kids
11	Southern	Miami-Dade	Citrus Family Care Network
16		Monroe	Citrus Family Care Network

AWARENESS FOR AUGUST

- 8/12 - Polk First Day of School
- 8/12 – Highlands First Day of School
- 8/12 – Hardee First Day of School

HEALTH RESOURCES

For more COVID information specific to Florida, go to floridahealthcovid19.gov

Call Center is available 24/7
(866) 779-6121 or email
COVID-19@flhealth.gov.

For more vaccine information go to
<https://floridahealthcovid19.gov/covid-19-vaccines-in-florida/>

SAFETY RESOURCES

Internet Safety and Tips

- [Information, Advice and Support to Keep Children Safe Online](#) (internetmatters.org)
- [NetSmartz Home](https://www.net-smartz.com/) (missingkids.org)

Safe Sleep

- www.ounce.org/safe_sleep.html

Swim Safety Tips

- Pool Party Water Safety Tips: bit.ly/41UoFcY
- Water Safety Tips: [ounce.org/water_safety.html](https://www.ounce.org/water_safety.html)

Hot Car Safety Tips

- [nhtsa.gov/campaign/heatstroke](https://www.nhtsa.gov/campaign/heatstroke)

COMMUNITY RESOURCES

Back to School Guide

<https://lakelandmom.com/back-to-school-guide-polk-county/>

Circuit 10 Summertime Fun and Resource Guide

Find summer camps, activity inspiration and other resources for Polk, Highlands and Hardee Counties.

<https://tinyurl.com/HFCsummerguide>

Polk Plays

- Does your child use a school readiness voucher through the Early Learning Coalition of Polk County?
- Are you a Polk County resident with an EBT SNAP card?

If you answer yes to EITHER of these questions, you can receive a FREE one-year membership to Florida Children's Museum. Membership includes all members of your household. Learn more and sign up at [polkplays.org](https://www.polkplays.org)

Free Books for Children 0-5

[uwcf.org/dolly-partons-imagination-library/](https://www.uwcf.org/dolly-partons-imagination-library/)

United Way's 211

Call 211 or visit 211.org
Getting free confidential help for needs such as food, housing, employment, utilities, mental health and much more is just a text, call, or click away.

ECHO Ministries

Help provide tangible needs to children in foster, adoptive, relative and non-relative care.

To Donate: ECHO Distribution Center every Wednesday from 9AM-12PM at 3625 Century Blvd Unit 1A, Lakeland, FL.

<https://www.echoministriesflorida.net/>

Find Help (Previously Aunt Bertha)

<https://www.findhelp.org/>
Find local resources for food, health, housing, employment programs & other community resources in seconds.

HOPE FLORIDA A PATHWAY TO PROSPERITY Call 850-300-HOPE

myflfamilies.com/services/hope-florida

Services offered by Hope Navigators:

- Identifying goals and barriers
- Referrals to local, community-based partners
- One-on-one support to develop a plan to achieve economic-self sufficiency

Autism/ASD Support Group

Last Friday of each month 10AM-11:30AM

At Bonnet Springs Park in Lakeland
Childcare will be provided.

Please call (813) 455-2846 or
email Efigueroa2@usf.edu to register.

Circuit 10 Children's Mental & Behavioral Health Resources

<https://sites.google.com/view/floridac10/mhbhresources/home>

On this site you will find:

- Heartland for Children's Parent Portal
- MyFloridaMyFamily Community Services
- Florida Mobile Response Team- 24/7 Crisis Assistance
- Florida Statewide Medicaid Managed Care
- Florida Association of Christian Child Caring Agencies
- Florida Network Short-term Residential Programs
- Center for Autism Related Disabilities (CARD)
- National Alliance on Mental Illness
- Post Adoption Support
- Zebra Coalition
- Central FL Behavioral Health Network
- Hope Florida – A Pathway to Prosperity

Food Distribution Schedule

Polk, Highlands and Hardee Counties Food Distribution Sites

[uwcf.org/initiatives/endhunger/schedule/](https://www.uwcf.org/initiatives/endhunger/schedule/)

Healthy Families Florida

Family support and coaching program that helps parents provide the safe and stable environments children need for healthy growth and development.
healthyfamiliesfla.org/programs_map.html

Domestic Violence Services

Peace River Center's Domestic Violence Program provides free, confidential services for individuals affected by domestic violence, sexual assault and human trafficking crimes, their family members and friends in Polk, Hardee and Highlands counties.

24-Hour Domestic Violence Crisis Lines

Hardee/Highlands 863.386.1167

Polk 863.413.2700

Victim Services Office Line 863.413.2708

Victim Services – Polk County 1860 South Crystal Lake Drive, Lakeland, FL 33801

Victim Services – Hardee/Highlands

Counties

1570 Lakeview Drive, Sebring, FL 33870

HFC EVENTS

Foster Care Info Night

Tuesday, September 10th at 6:30PM

Register: 863-519-8900 x 289

HFC's "Let's Talk About it" Podcast

where we provide education and resources for family matters in Polk, Highlands and Hardee Counties

[Apple Podcasts](#) / [Anchor](#) / [Spotify](#) / [YouTube](#)

POLK COUNTY

Free Trainings for Parents & Teachers

Early Learning Coalition of Polk County is hosting classes in multiple locations providing tools and resources and food. Space is limited.

Register here: <https://bit.ly/3AJgNz3>

Peer Recovery Center

Center for Behavioral Health Annex
1501 1st Street South, Winter Haven, FL 33880
Hours: Monday – Friday from 9AM-3PM

The center is a place for adults with a mental health diagnosis to receive education, support, resources and socialization.

Contact: (863) 293-1121 x 205789 for more info

Florida Children Museum

400 Bonnet Springs Blvd.
Lakeland, FL 33815

Contact: (863) 687-3869

<https://explorefcm.org>

Carol Jenkin Barnett United Way Resource Center

Offers weekly classes for children from infants through age 5 where parents and children will learn and socialize as they participate in fun, stimulating, developmental activities. These classes are FREE and a great opportunity to meet other moms and caregivers.

- Breast Feeding Support Group
- Autism/ASD Support Group
- Child Development Classes
- Free Tax Prep
- Healthcare Navigator
- Free Child Development Screenings (1st Wednesday and 3rd Monday each month)
- Infant Massage Classes

Location: 400 Bonnet Springs Blvd. Lakeland, FL 33815
<https://uwcf.org/resourcecenter/>

HIGHLANDS COUNTY

Swimming Lessons at YMCA

<http://www.highlandsymca.org/aquatics.htm>

Champion for Children

Provides child abuse and neglect prevention programs and early-intervention services to children and families in Highlands County.

Contact for more info about the documentary **RESILIENCE: The Biology of Stress and the Science of Hope** which talks about the connection between trauma and health.

Office: (863) 382-2905

<https://www.championforchildren.org/>

Children's Museum of the Highlands

Hands on Learning for Ages 1-12

Cost: \$8/per person (ages 1+) for all day play.

219 N Ridgewood Dr. Sebring, Florida

(863) 451-5385 (contact museum for updated hours)

Preservers of Life

Highlands County Community Nursing Organization
This organization provides prevention healthcare and helps businesses and individuals integrate holistic health and wellness practices.

Kasey Pacheco, Community Nurse Collaborator

Kasey@preserversoflife.com | (863) 420-5255

FREE GED Prep & ESOL Classes

South Florida State College is offering free classes for adults in Highlands and Hardee Counties to improve adult literacy.

Contact: Sari Crews

863-784-7473 | sari.crews@southflorida.edu

<https://www.southflorida.edu/future-students/general-educational-development-program-ged>

HARDEE COUNTY

Hardee County Swimming Resources

[Swim Lessons | Florida Department of Health in Hardee \(floridahealth.gov\)](#)

Hardee Help Center

A Christ-centered community service organization bringing hope & healing to Hardee County families in difficult seasons of life.

713 E Bay Street Wauchula, FL 33873

Contact: info@hardeehelpcenter.com | 863-773-0034

Visit Hardee

Website for upcoming events, community updates and resources: <https://www.visithardee.com/events>

FREE GED Prep & ESOL Classes

South Florida State College is offering free classes for adults in Highlands and Hardee Counties to improve adult literacy.

Contact: Sari Crews

863-784-7473 | sari.crews@southflorida.edu

<https://www.southflorida.edu/future-students/general-educational-development-program-ged>



For additional resources and county events, check out our most recent Parent's Corner Newsletter.