

# Performance & Quality Improvement (PQI) Report

Data for week ended Sunday, June 23, 2024



## Mission

Improving safety, permanency and well-being for all children in Polk, Highlands, and Hardee Counties

## Vision

To eliminate child abuse and neglect in Polk, Highlands, and Hardee Counties



# Community Based Care Lead Agency Scorecard

FY 23-24, Quarter 3 Performance

CBC Lead Agency Scorecard Performance Table	Safety				Permanency				Well-Being			
Measures	1. Rate of Abuse per 100,000 days while in foster care.	2. Percent of children who are not neglected or abused during in-home services.	3. Children who are not neglected or abused after closure of services.	4. Children under supervision who are seen every 30 days.	5. Children exiting foster care to a permanent home within 12 months of entering care.	6. Children achieving permanency in 12 months for children in foster care 12 to 23 months.	7. Children who do not re-enter foster care within 12 months of moving to a permanent home.	8. Children's placement moves per 1,000 days in foster care.	9. Children in out-of-home care who have received medical services in the last 12 months.	10. Children in out-of-home care who received dental services within the last 7 months.	11. Young adults in foster care at age 18 that have completed or are enrolled in secondary education.	12. Children placed with all of their siblings who are in out of home care.
Quarterly Scheduled FSN Listing Report #	1272	1156	1157	1158	1159	1160	1162	1161	1163	1164	1165	1166
Standard	8.5	95.0%	95.0%	99.5%	40.5%	43.6%	91.7%	4.12	95.0%	95.0%	80.0%	65.0%
Reporting Period	01/01/23 to 12/31/23	01/01/23 to 12/31/23	07/01/22 to 06/30/23	04/01/23 to 03/31/24	04/01/22 to 03/31/23	04/01/23	04/01/21 to 03/31/22	04/01/23 to 03/31/24	03/31/24	03/31/24	04/01/23 to 03/31/24	03/31/24
Brevard Family Partnership	10.22	94.13%	95.36%	99.71%	27.49%	53.41%	90.32%	5.72	95.41%	91.26%	79.17%	57.58%
ChildNet-Broward	8.49	94.63%	99.00%	99.79%	32.99%	49.19%	91.58%	4.45	97.12%	91.73%	70.00%	64.79%
ChildNet-Palm Beach	7.77	96.21%	95.77%	99.65%	35.65%	56.07%	93.14%	4.15	95.29%	89.28%	88.37%	65.32%
Childrens Network of SW Florida	3.55	98.06%	97.44%	99.82%	35.24%	66.56%	94.49%	5.50	98.25%	97.94%	95.12%	58.45%
Childrens Network-Hillsborough	7.15	97.36%	96.27%	99.45%	19.48%	36.03%	89.41%	7.36	96.38%	87.53%	70.18%	54.57%
Citrus Health Network	6.85	96.06%	98.98%	99.60%	24.38%	51.51%	92.50%	4.62	97.43%	96.99%	90.24%	60.63%
Communities Connected for Kids	11.73	95.00%	96.67%	99.90%	35.51%	58.27%	91.11%	4.18	97.57%	96.10%	70.00%	67.89%
Community Partnership for Children	7.60	96.94%	96.73%	99.93%	27.02%	45.95%	82.05%	3.94	97.58%	92.31%	78.57%	54.61%
Embrace Families	9.70	95.07%	97.78%	98.89%	24.01%	37.29%	88.67%	5.05	87.76%	69.44%	81.97%	55.34%
Family Integrity Program	8.83	97.37%	99.07%	99.87%	25.71%	65.22%	80.00%	3.74	98.08%	100.00%	71.43%	28.57%
Family Support Services of North Fla	6.83	96.83%	96.10%	99.72%	21.59%	49.42%	95.58%	5.49	96.10%	87.06%	93.02%	54.39%
FSS Suncoast	6.00	96.97%	97.76%	99.61%	29.17%	48.48%	89.72%	5.96	86.96%	64.81%	56.90%	59.12%
Heartland for Children	7.75	94.96%	97.49%	99.77%	34.19%	45.86%	90.21%	2.88	98.49%	94.09%	86.05%	59.32%
Kids Central, Inc.	5.09	96.28%	97.90%	97.38%	27.14%	32.72%	93.36%	7.90	84.94%	63.49%	85.71%	60.45%
Kids First of Florida, Inc.	0.00	99.53%	100.00%	99.94%	13.19%	54.17%	95.35%	2.72	84.91%	64.21%	62.50%	56.76%
NWF Health Network - East	8.08	96.32%	97.63%	99.84%	34.44%	52.76%	88.28%	6.39	98.44%	88.48%	92.86%	51.96%
NWF Health Network - West	12.87	94.52%	95.36%	99.85%	29.08%	60.66%	93.53%	5.47	94.69%	87.07%	93.55%	56.80%
Partnership for Strong Families	8.17	96.91%	97.85%	99.53%	23.78%	54.61%	93.43%	8.61	95.89%	70.53%	67.86%	51.22%
Safe Children Coalition	7.41	97.46%	97.17%	99.53%	40.38%	49.56%	91.94%	6.07	96.86%	91.59%	73.33%	64.49%
Statewide	7.63	96.32%	97.17%	99.10%	29.13%	47.98%	91.14%	5.46	93.78%	83.37%	80.19%	58.24%
Red Zone	8.85	92.9%	92.9%	98.9%	36.3%	39.2%	90.8%	4.54	89.9%	89.9%	69.9%	60.0%

# Scorecard Measure 4 – Children Seen Every Thirty Days

SM04 - Percent of children under supervision who are required to be seen every 30 days – Target = 99.5%

Current Month

Scorecard Measure #4 - Children Under Supervision Who Are Seen Every Thirty Days		
June 2024 as of 06/23/2024		
Report Date Range: 06/01/2024 to 06/30/2024		
Agency	# of Children <u>Not</u> seen in 30 days	% of Children seen timely
CHS	2	99.95% ★
LSF	5	99.86% ★
OHU	2	99.99% ★
NTF	0	100.00% ★
HFC	9	99.94% ★
<b>Statewide</b>		<b>99.64%</b>
<i>Source Monthly: "Children Under Supervision Who Are Seen Every Thirty Days - Report #1144"</i>		
<i>Target of 99.5%</i>		

Prior Month End

Scorecard Measure #4 - Children Under Supervision Who Are Seen Every Thirty Days		
May 2024 as of 06/09/2024		
Report Date Range: 05/01/2024 to 05/31/2024		
Agency	# of Children <u>Not</u> seen in 30 days	% of Children seen timely
CHS	5	99.88% ★
LSF	2	99.84% ★
OHU	0	100.00% ★
NTF	0	100.00% ★
HFC	7	99.92% ★
<b>Statewide</b>		<b>99.80%</b>
<i>Source Monthly: "Children Under Supervision Who Are Seen Every Thirty Days - Report #1144"</i>		
<i>Target of 99.5%</i>		

# Monthly Birth Parent Contacts

Target = 70% Mothers and 50% Fathers - seen monthly

Current  
Month

Birth Parent Contact Completed						
June 2024 as of 06/23/2024 (Point in Time)						
AGENCY	# Moms Required	# Moms Completed	Mom % Completed	# Dads Required	# Dads Completed	Dad % Completed
CHS	183	80	43.7%	119	26	21.7%
LSF	180	85	47.2%	136	22	16.2%
OHU	197	116	58.9%	145	41	28.7%
<b>TOTAL</b>	<b>560</b>	<b>281</b>	<b>50.2%</b>	<b>400</b>	<b>89</b>	<b>22.3%</b>

Criteria: Children in Out-of-Home Care w/goal of reunification  
Source: Daily Ad Hoc Birth Parent Contact FSN

Mothers Seen Target: 70%  
Fathers Seen Target: 50%

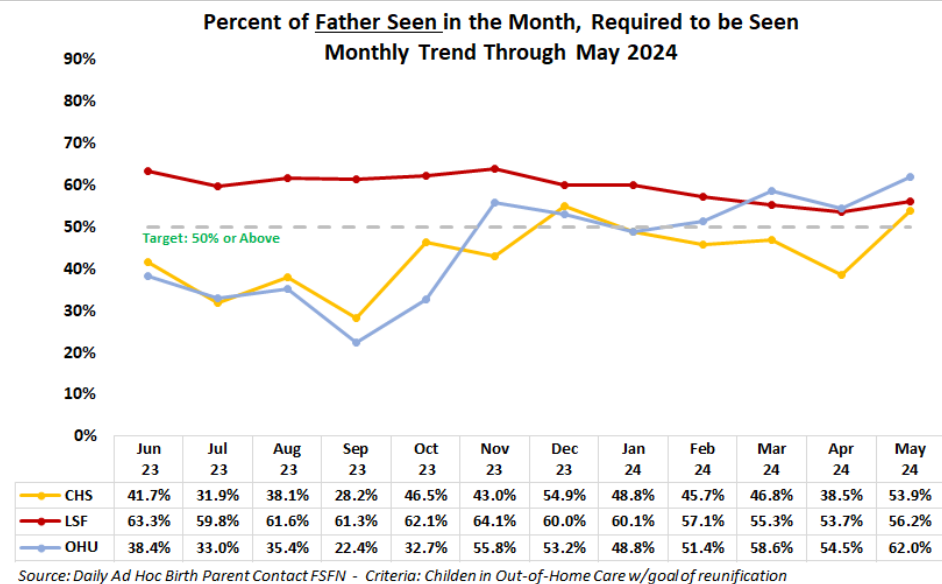
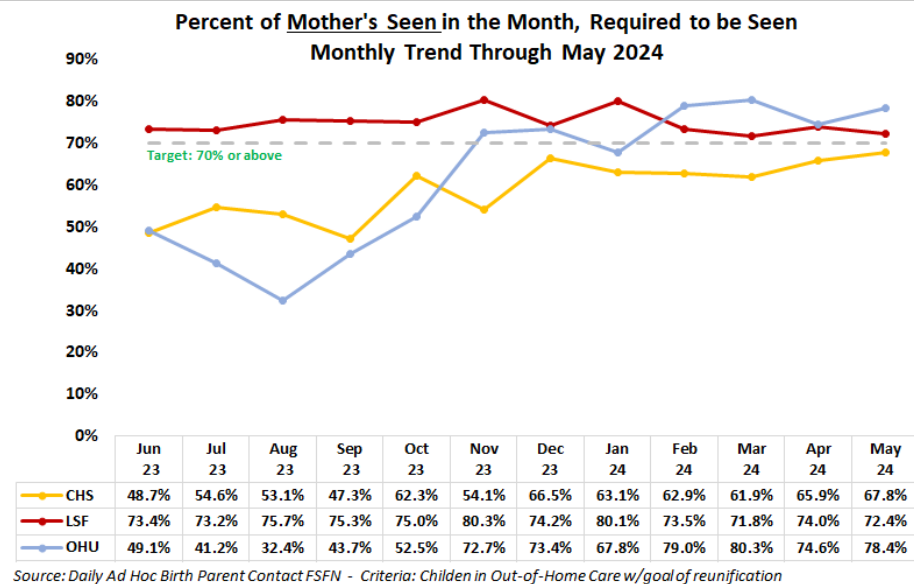
- Mother Contact, Target is 70% or above
- Father Contact, Target is 50% or above

CMO Referrals for Fatherhood Engagement Referrals to Neighbor to Families

Data as of June 09, 2023

Month of Referral	CHS	LSF	OHU	Grand Total
22/23 Q4	0	4	10	14
23/24 Q1	21	13	5	39
23/24 Q2	13	6	6	25
23/24 Q3	3	17	10	30
Apr 24	5	9	9	23
May 24	1	1	2	4
<b>Total Referrals</b>	<b>43</b>	<b>50</b>	<b>42</b>	<b>135</b>
<b>Active Referrals</b>	<b>20</b>	<b>19</b>	<b>12</b>	<b>51</b>

\*Partial Month  
Source: Neighbor to Families Manual Fatherhood Tracking Sheet

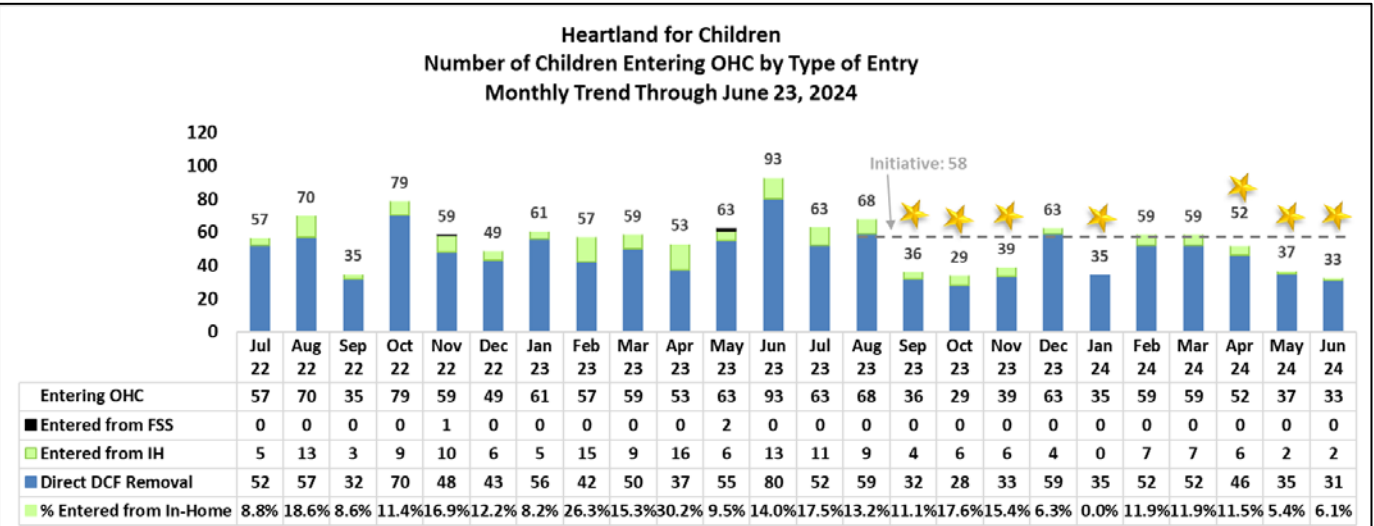


# Case Transfer Staffing Data

Case Transfer Data For Fiscal Year 2023/24 - Data as of 06/23/2024

	JUL	AUG	SEPT	OCT	NOV	DEC	JAN	FEB	MAR	APR	MAY	JUN	23-24 Totals	22-23 Totals	21-22 Totals	20-21 Totals	19-20 Totals	18-19 Totals		JUL	AUG	SEPT	OCT	NOV	DEC	JAN	FEB	MAR	APR	MAY	JUN	23-24 Totals	22-23 Totals	21-22 Totals	20-21 Totals	19-20 Totals	18-19 Totals					
<b>Number of Children</b>																		<b>NON-JUDICIAL IN HOME SERVICES</b>																								
CHS	24	33	13	6	11	10	18	13	29	16	16	15	204	347	358	426	414	460	CHS	10	2	0	0	0	0	0	0	0	0	0	0	0	0	0	0	0	12	85	116	136	90	110
LSF	22	32	12	16	14	16	11	29	16	22	11	5	206	401	355	443	439	482	LSF	6	8	2	0	0	0	0	0	0	0	0	0	0	0	0	0	0	16	98	95	97	112	93
NTF	0	0	43	20	24	22	14	10	14	13	6	11	177	0	0	0	0	0	NTF	0	0	16	17	28	22	14	17	17	16	7	11	165	0	0	0	0	0	0	0	0	0	0
OHU Polk	10	4	2	12	3	7	1	14	4	5	7	9	78	141	147	162	177	196	OHU Polk	5	2	0	0	0	0	0	0	0	0	0	0	7	25	31	65	31	52					
One Hope	34	52	31	29	33	42	40	37	56	27	38	7	426	439	503	550	518	548	One Hope	0	0	0	0	0	0	0	0	0	0	0	0	0	53	35	45	32	41					
<b>Total</b>	<b>90</b>	<b>121</b>	<b>101</b>	<b>83</b>	<b>85</b>	<b>97</b>	<b>84</b>	<b>103</b>	<b>119</b>	<b>83</b>	<b>78</b>	<b>47</b>	<b>1091</b>	<b>1328</b>	<b>1363</b>	<b>1581</b>	<b>1548</b>	<b>1686</b>	<b>Total</b>	<b>21</b>	<b>12</b>	<b>18</b>	<b>17</b>	<b>28</b>	<b>22</b>	<b>14</b>	<b>17</b>	<b>17</b>	<b>16</b>	<b>7</b>	<b>11</b>	<b>200</b>	<b>261</b>	<b>277</b>	<b>343</b>	<b>265</b>	<b>296</b>					
<b>Out of Home Care</b>																		<b>OCS / ICPC Courtesy Supervision</b>																								
CHS	11	30	13	6	9	6	13	11	12	11	7	12	141	229	200	220	240	262	CHS	0	0	0	0	0	0	0	0	0	0	0	0	0	0	0	0	0	0	0	0	0	0	0
LSF	13	23	8	12	9	13	6	15	14	18	9	6	146	237	188	267	253	291	LSF	0	0	0	0	0	0	0	0	0	0	0	0	0	0	0	0	0	0	0	0	2	0	0
OHU Polk	3	1	2	8	2	7	1	10	3	3	3	4	47	98	103	75	91	116	OHU Polk	0	0	0	0	0	0	0	0	0	0	0	0	0	0	0	0	0	0	0	0	0	0	0
One Hope	16	18	10	0	13	24	11	8	33	7	8	6	154	102	113	150	106	125	One Hope	16	30	20	28	19	18	29	28	19	20	22	0	249	270	338	351	360	363					
<b>Total</b>	<b>43</b>	<b>72</b>	<b>33</b>	<b>26</b>	<b>33</b>	<b>50</b>	<b>31</b>	<b>44</b>	<b>62</b>	<b>39</b>	<b>27</b>	<b>28</b>	<b>488</b>	<b>666</b>	<b>604</b>	<b>712</b>	<b>690</b>	<b>794</b>	<b>Total</b>	<b>16</b>	<b>30</b>	<b>20</b>	<b>28</b>	<b>19</b>	<b>18</b>	<b>29</b>	<b>28</b>	<b>19</b>	<b>20</b>	<b>22</b>	<b>0</b>	<b>249</b>	<b>270</b>	<b>338</b>	<b>353</b>	<b>360</b>	<b>363</b>					
<b>IN - HOME JUDICIAL</b>																		<b>Reinstatement of Protective Services Supervision (Notice of Hearings)</b>																								
CHS	3	0	0	0	0	0	0	0	7	3	4	0	17	10	4	17	38	48	CHS	0	0	0	0	0	0	4	0	6	0	6	1	17	17	17	26	8	12					
LSF	2	1	0	0	0	0	0	5	0	1	0	0	9	10	16	23	40	37	LSF	0	0	0	2	1	3	1	2	2	1	0	0	12	35	46	36	10	41					
OHU Polk	0	0	0	0	1	0	0	0	0	2	4	0	7	0	2	10	40	20	OHU Polk	0	0	0	4	0	0	0	0	0	0	4	8	1	2	7	8	2						
One Hope	0	4	1	0	1	0	0	0	0	0	2	0	8	6	6	4	8	11	One Hope	0	0	0	1	0	0	0	0	3	0	0	0	4	4	0	0	7						
<b>Total</b>	<b>5</b>	<b>5</b>	<b>1</b>	<b>0</b>	<b>2</b>	<b>0</b>	<b>0</b>	<b>5</b>	<b>7</b>	<b>6</b>	<b>10</b>	<b>0</b>	<b>41</b>	<b>27</b>	<b>28</b>	<b>54</b>	<b>126</b>	<b>116</b>	<b>Total</b>	<b>0</b>	<b>0</b>	<b>0</b>	<b>7</b>	<b>1</b>	<b>3</b>	<b>5</b>	<b>2</b>	<b>11</b>	<b>1</b>	<b>6</b>	<b>5</b>	<b>41</b>	<b>57</b>	<b>65</b>	<b>69</b>	<b>26</b>	<b>62</b>					

## Children Entering Out of Home Care



Source: FSFN Report - Children Entering and Exiting Foster Care On-Demand Listing - OCWDRU Report #1182, Excluding Children 18 and Over  
Excluding aged 18+ and IL Initial placements

# Children Re-Entering Out-of-Home Care

Number of Children in a Recent Removal Episode Who Have Had a Prior Reunification or Permanent Guardianship

Re-Entry  
into OHC  
Last 2  
Weeks

Removal Episodes for Children with a Prior Reunification or Permanent Guardianship Removals entered into FSFN between 06/10/24 - 06/23/24									
Current Removal Case ID	Child Id	Current Agency	Prior Unit	Current Removal Date	Prior PG or Reunification Discharge Date	Length from Prior Discharge to Current Removal (months)	Range Prior Discharge to Current Removal	SM07 Cohort	FSFN Entry Date
101822890	106687590	CHS	141839-CHSFL	6/12/2024	11/5/2019	55	3.0 - 4.9 yrs	No	6/17/24
103150416	107943103	LSF	141849 - LSF	6/10/2024	8/3/2021	34	1.0 - 2.9 yrs	No	6/14/24
	106210094	LSF	141849 - LSF	6/10/2024	8/3/2021	34	1.0 - 2.9 yrs	No	6/14/24
	103473107	LSF	141849 - LSF	6/10/2024	8/3/2021	34	1.0 - 2.9 yrs	No	6/14/24

Source: FSFN Data Warehouse Ad Hoc Report,

## Scorecard Measures 7 – Children Who Do Not Re-Enter into OHC after Achieving Permanency

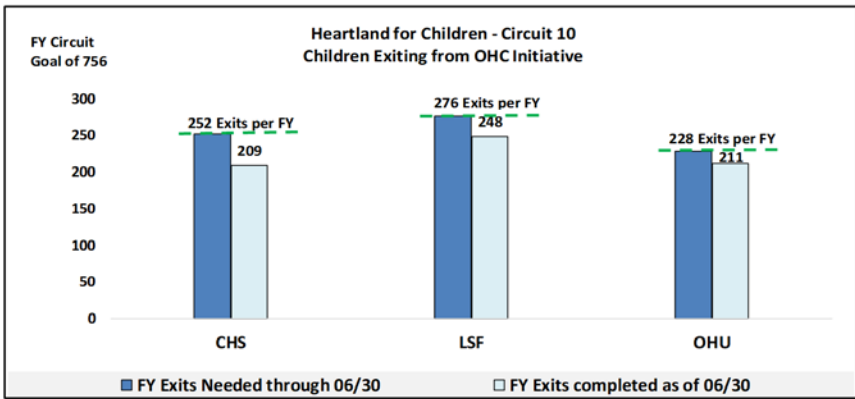
SM07 - Percent of children exiting care to a permanent home within 12 months of entering care – Target = 91.7% or Greater

FY 23/24  
Contract  
Measure

FY 23/24 as of 06/23/2024 Children Who Do <u>Not</u> Re-Enter Care within 12 Months for Children Achieving Permanency July 2021 - June 2022			
Agency	Maintained No Removal Episode	Total Children Permanency w/in 1 year	Percentage Permanency Maintained
CHS	52	62	83.9%
LSF	36	37	97.3%
OHU	91	93	97.8%
<b>HFC Total</b>	<b>179</b>	<b>192</b>	<b>93.23%</b>
<b>Statewide</b>	<b>2,815</b>	<b>3,075</b>	<b>91.54%</b>

Source: Children Who Do Not Re-Enter Foster Care within Twelve (12) Months of Moving to a Permanent Home On-Demand Listing, Report #1100

# FY 2023-2024 Exiting Out-of-Home Care Initiative



Children Exiting Out-of-Home Care as of 06/23/2024

Green: Month's CMO or Circuit reached their monthly exits

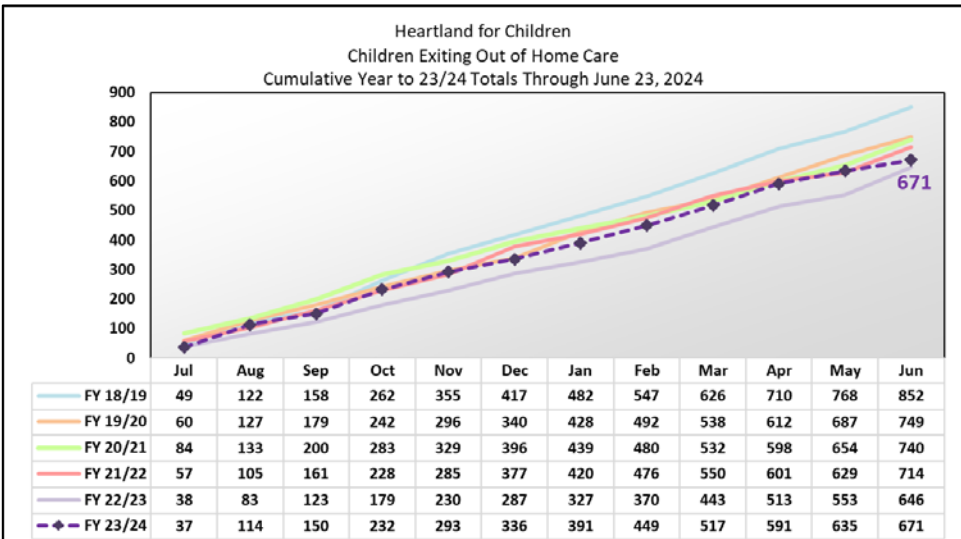
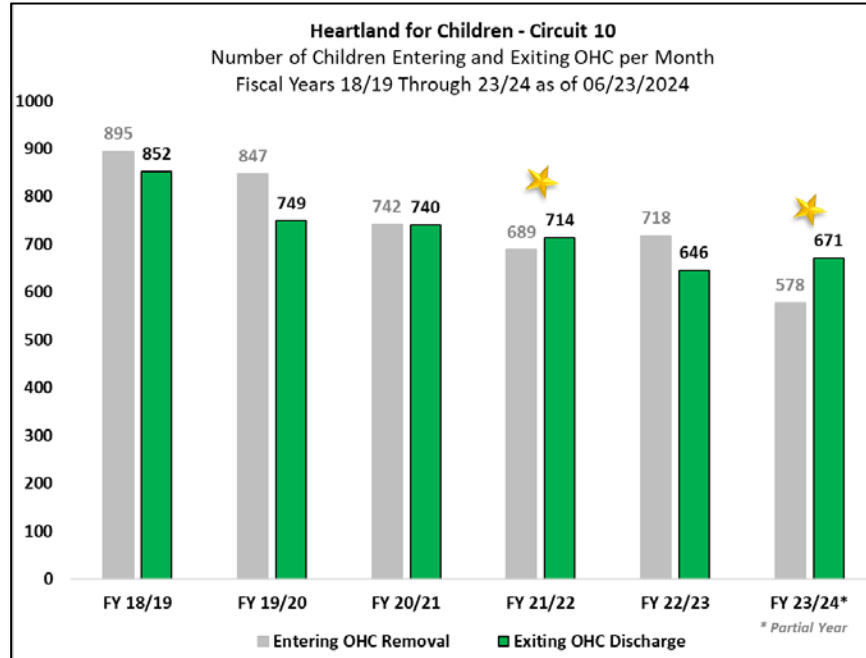
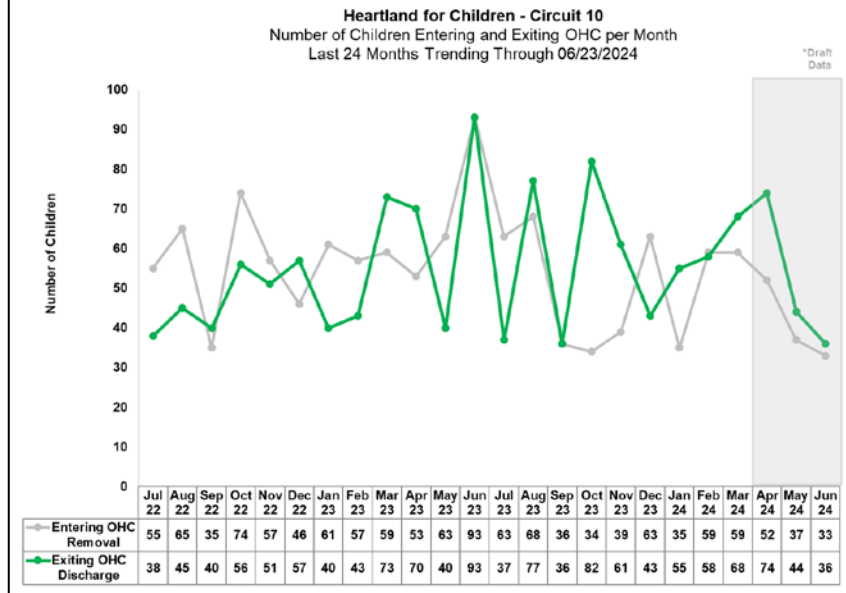
Orange: Adoptions exceed 25% of exits

Monthly Need Rest of FY	Jul 23	Aug 23	Sep 23	Oct 23	Nov 23	Dec 23	Jan 24	Feb 24	Mar 24	Apr 24	May 24	Jun 24	
CHS	43	7	23	21	37	22	11	14	11	13	17	14	19
LSF	28	12	22	12	29	22	19	19	17	34	30	18	14
OHU	17	18	32	3	16	17	13	21	29	20	27	12	3
HFC	88	37	77	36	82	61	43	54	57	67	74	44	36
<b>Adoptions of Exits</b>	6 of 37	10 of 77	6 of 36	11 of 82	17 of 61	10 of 43	13 of 54	17 of 57	15 of 67	25 of 74	15 of 44	10 of 36	
<b>% of Adoptions</b>	16.2%	13.0%	16.7%	13.4%	27.9%	23.3%	24.1%	29.8%	22.4%	33.8%	34.1%	27.8%	

\*Partial Month

★ Total of 62 of more exits from OHC in a month

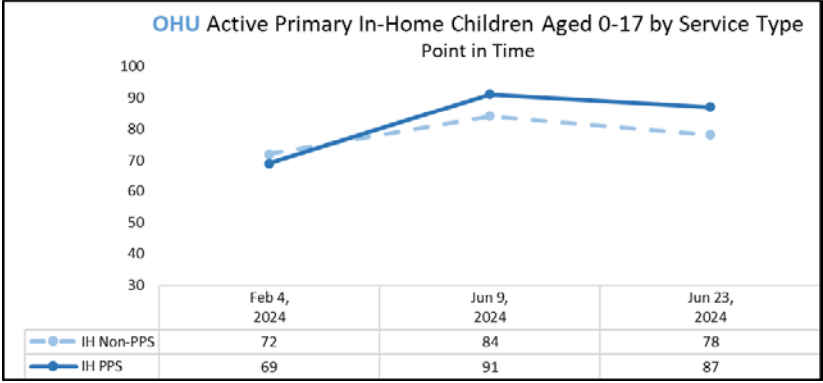
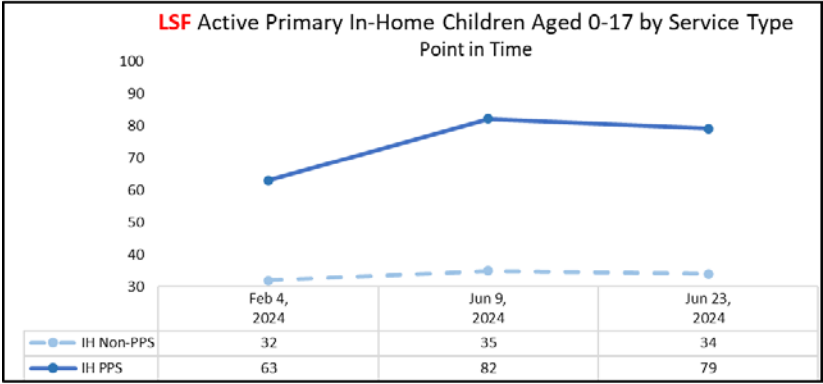
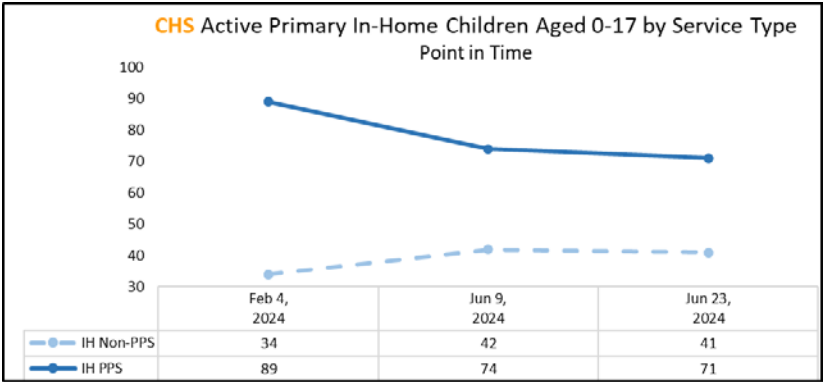
Source: FSNR Report 1182, excluding 18+, EFC



# FY 2023-2024 Children In-Home Care Closures Initiative

PPS: Post Placement Supervision (Children Reunified with the Removal Parent)

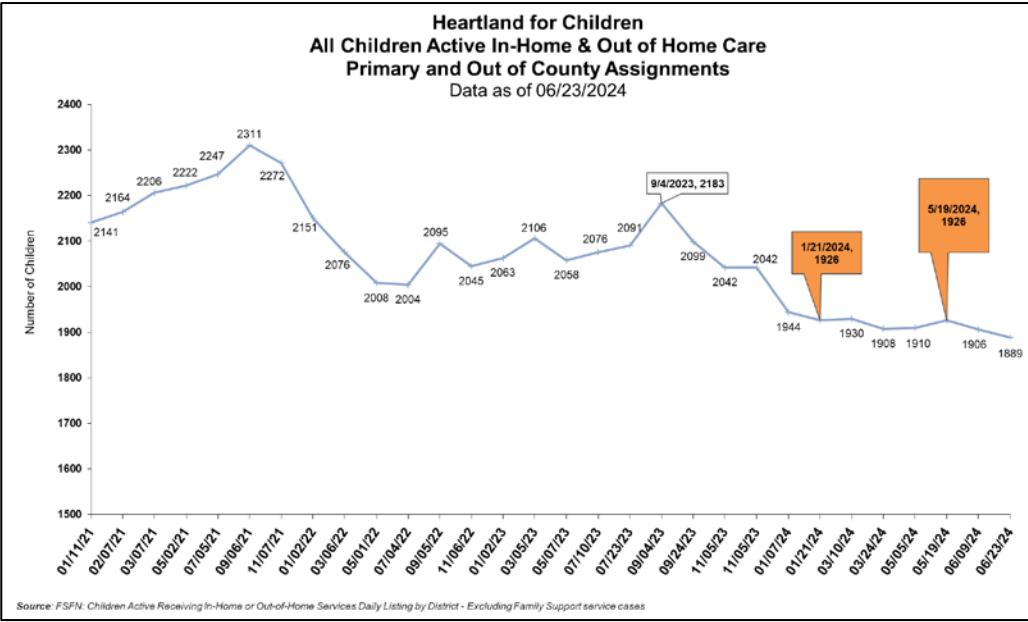
Non-PPS: Children Receiving In-Home Services the entire time from Case Transfer from DCF to CMO



### Heartland for Children Active Primary Children Aged 0-17 Receiving In-Home Services - PPS and Non-PPS Data as of 06/23/24

CMO	In-Home Service Type	0-4 Months	5 Months	6 Months	7-9 Months	10-11 Months	12-15 Months	16-23 Months	24-35 Months	36+ Months	CMO Total
CHS	Non-PPS	22	1	0	1	1	6	8	2	0	41
	PPS	41	7	4	13	1	4	1	0	0	71
<b>CHS Total</b>		<b>63</b>	<b>8</b>	<b>4</b>	<b>14</b>	<b>2</b>	<b>10</b>	<b>9</b>	<b>2</b>	<b>0</b>	<b>112</b>
LSF	Non-PPS	13	1	1	1	2	10	2	4	0	34
	PPS	50	3	9	16	1	0	0	0	0	79
<b>LSF Total</b>		<b>63</b>	<b>4</b>	<b>10</b>	<b>17</b>	<b>3</b>	<b>10</b>	<b>2</b>	<b>4</b>	<b>0</b>	<b>113</b>
OHU	Non-PPS	25	5	2	6	4	8	12	9	7	78
	PPS	56	5	5	11	8	2	0	0	0	87
<b>OHU Total</b>		<b>81</b>	<b>10</b>	<b>7</b>	<b>17</b>	<b>12</b>	<b>10</b>	<b>12</b>	<b>9</b>	<b>7</b>	<b>165</b>
NTF	Non-PPS	46	3	0	0	0	0	0	0	0	49
	PPS	46	3	0	0	0	0	0	0	0	49
<b>NTF Total</b>		<b>46</b>	<b>3</b>	<b>0</b>	<b>0</b>	<b>0</b>	<b>0</b>	<b>0</b>	<b>0</b>	<b>0</b>	<b>49</b>
HFC	Non-PPS	106	10	3	8	7	24	22	15	7	202
	PPS	147	15	18	40	10	6	1	0	0	237
<b>HFC Total</b>		<b>253</b>	<b>25</b>	<b>21</b>	<b>48</b>	<b>17</b>	<b>30</b>	<b>23</b>	<b>15</b>	<b>7</b>	<b>439</b>

Source: Children and Young Adults Actively Receiving IH Services or in OHC Care Daily Listing - FSN Report #1329  
PPS = Post Placement Supervision; Non-PPS = DCF Case Transfer to CMO, In-Home Services





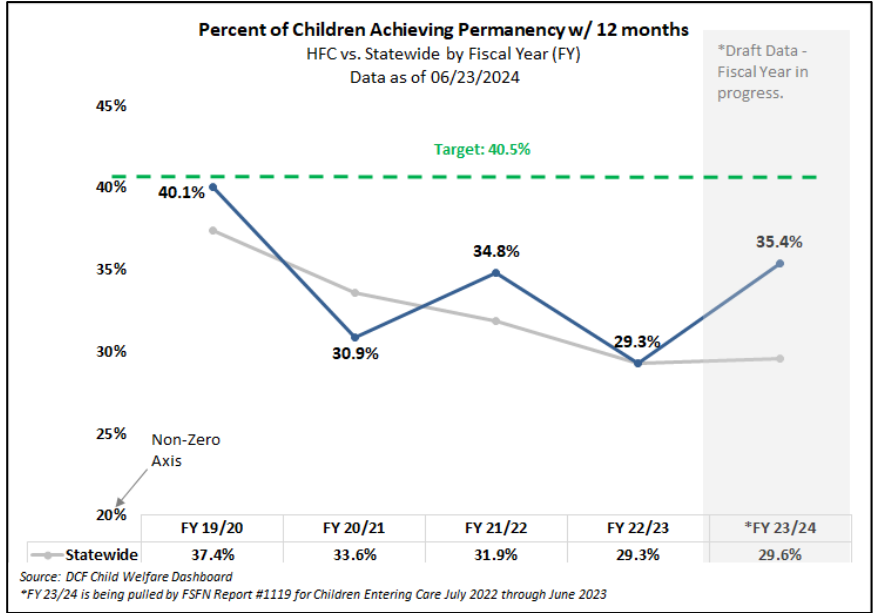
# Scorecard Measures 5 - Children Achieving Permanency within 12 Months for Children in Out-of-Home Care

Less than 12 Months as of 07/01/23

FY 23/24 Target is 40.5%, Percentage to reach Yellow = 36.5%

Scorecard Measure #5 - FY 23/24, Target 40.5%				Percent Timely FY 22/23 (last FY)	% Increase Since 3/24
Children Achieving Permanency within 0-12 Mths for Children Entering OHC July 2022 to June 2023 (as of 06/23/2024)					
Agency	Permanency within 12 mths	Total Children Entered OHC	Percent Timely Permanency		
CHS	92	253	36.4%	27.8%	5.3%
LSF	89	248	35.9%	18.8%	2.6%
OHU	78	231	33.8%	38.5%	0.6%
<b>HFC Total</b>	<b>259</b>	<b>732</b>	<b>35.38%</b>	<b>28.82%</b>	<b>2.9%</b>
<b>Statewide</b>	<b>3,004</b>	<b>10,153</b>	<b>29.59%</b>	<b>29.15%</b>	<b>2.2%</b>

Source: Children Exiting OHC to a Permanent Home within Twelve Months of Entering Care #1119  
 \*Permanency = adoption, permanent guardianship or reunification w/ parent



Scorecard Measure #5 -FY 2023 / 2024, Target 40.5%				
Children Achieving Permanency within 0-12 Mths for Children Entering OHC July 2022 - June 2023 (as of 06/23/2024)				
Agency / Unit	Permanency within 12 mths	Total Children Entered OHC	Percent Timely Permanency	% Increase Since 3/24
CHS	92	253	36.4%	5.3%
141832-CHSFL (IL)	0	5	0.0%	0.0%
141834-CHSFL	21	46	45.7%	16.5%
141846-CHSFL	35	75	46.7%	1.2%
141839-CHSFL	10	58	17.2%	2.0%
141835-CHSFL (Adop)	0	24	0.0%	0.0%
141852-CHSFL	24	37	64.9%	14.9%
14-HFC-CHS ADMIN UNIT	1	1	100.0%	0.0%
LSF	89	248	35.9%	2.6%
141828-LSF	5	18	27.8%	0.0%
141827-LSF	19	35	54.3%	8.3%
141836-LSF	11	26	42.3%	0.0%
141845-LSF	14	36	38.9%	5.6%
141848-LSF	13	29	44.8%	4.2%
141849-LSF	9	41	22.0%	5.7%
141850-LSF (Adop)	4	23	17.4%	-0.8%
141929-LSF	14	38	36.8%	0.0%
14-HFC-LSF ADMIN (IL)	0	2	0.0%	0.0%
OHU	78	231	33.8%	0.6%
142853-OHU-HARDEE	2	46	4.3%	0.1%
142854-OHU-HIGHLANDS (IL)	3	3	100.0%	0.0%
142855-OHU-HIGHLANDS	18	42	42.9%	2.9%
140121-OHU-HIGHLANDS (Adop)	3	9	33.3%	0.0%
142858 OHU-POLK	19	39	48.7%	0.0%
142852-OHU-POLK	13	28	46.4%	1.6%
142856-OHU-POLK	20	64	31.3%	2.0%
<b>HFC Total</b>	<b>259</b>	<b>732</b>	<b>35.4%</b>	<b>2.9%</b>
<b>Statewide</b>	<b>3,004</b>	<b>10,153</b>	<b>29.6%</b>	<b>2.2%</b>

Source: Children Exiting OHC to a Permanent Home within Twelve Months of Entering Care #1119

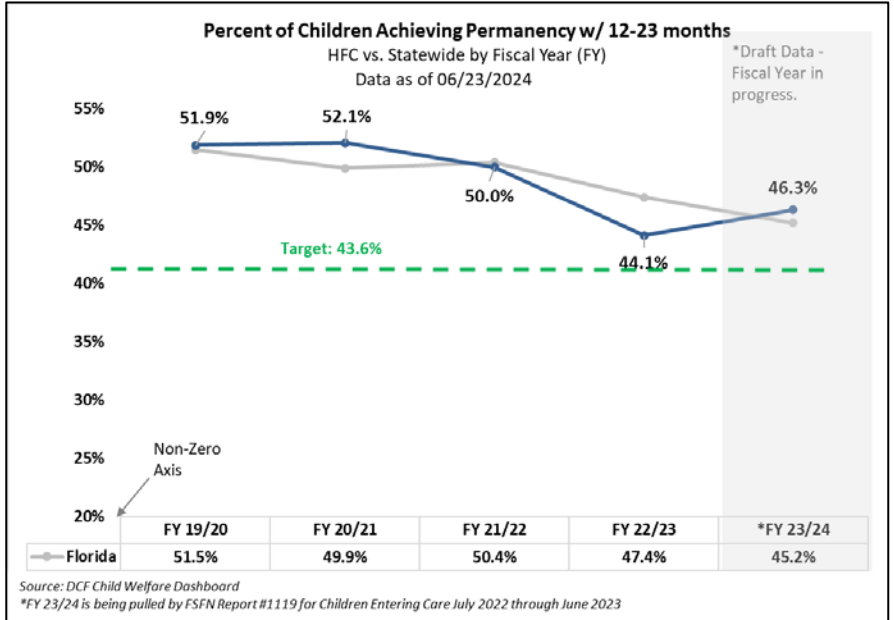
# Scorecard Measures 6 - Children Achieving Permanency in 12 Months for Children in Out-of-Home Care

between 12-23 months as of 07/01/23

FY 23/24 Target is 43.6%, Percentage to reach Yellow = 39.2%

Scorecard Measure #6 - FY 23/24, Target 43.6%				Percent Timely FY 22/23 (last FY)	% Increase Since 3/24
Agency	Permanency within 12-23 mths	Total Children LOS 12-23 mths	Percent Timely Permanency		
Children Achieving Permanency within 12-23 Mths for Children in OHC 12-23 Months as of 07/01/23 (as of 06/23/2024)					
CHS	51	105	48.6%	37.9%	15.2%
LSF	53	107	49.5%	41.7%	11.6%
OHU	40	99	40.4%	49.0%	5.1%
<b>HFC Total</b>	<b>144</b>	<b>311</b>	<b>46.3%</b>	<b>42.6%</b>	<b>10.7%</b>
<b>Statewide</b>	<b>2,447</b>	<b>5,416</b>	<b>45.2%</b>	<b>46.2%</b>	<b>9.3%</b>

Source: Children Achieving Permanency w/ 12 Months for children in OHC 12-23 Months #1138  
\*Permanency = adoption, permanent guardianship or reunification w/ parent



Scorecard Measure #6 - FY 23/24, Target 43.6%			
Children Achieving Permanency within 12-23 Mths for Children in OHC 12-23 Months as of 07/01/23 (as of 06/23/2024)			
Agency / Unit	Permanency within 12 mths	Total Children Entered OHC	Percent Timely Permanency
<b>CHS</b> ★	<b>51</b>	<b>105</b>	<b>48.6%</b>
141832-CHSFL (IL)	0	2	0.0%
141834-CHSFL ★	5	6	83.3%
141846-CHSFL ★	7	10	70.0%
141839-CHSFL ★	12	20	60.0%
141835-CHSFL (Adop)	6	37	16.2%
141852-CHSFL ★	21	30	70.0%
<b>LSF</b> ★	<b>53</b>	<b>107</b>	<b>49.5%</b>
141828-LSF	2	13	15.4%
141827-LSF ★	9	10	90.0%
141836-LSF ★	11	25	44.0%
141845-LSF ★	13	18	72.2%
141848-LSF ★	10	13	76.9%
141849-LSF	1	3	33.3%
141850-LSF (Adop) ★	1	2	50.0%
141929-LSF	6	21	28.6%
14-HFC-LSF ADMIN (IL)	0	2	0.0%
<b>OHU</b>	<b>40</b>	<b>99</b>	<b>40.4%</b>
142853-OHU-HARDEE ★	13	24	54.2%
142855-OHU-HIGHLANDS	7	20	35.0%
140121-OHU-HIGHLANDS (Adop)	2	13	15.4%
142858 OHU-POLK ★	6	8	75.0%
142852-OHU-POLK	2	11	18.2%
142856-OHU-POLK	8	21	38.1%
<b>HFC Total</b> ★	<b>144</b>	<b>311</b>	<b>46.3%</b>
<b>Statewide</b> ★	<b>2,447</b>	<b>5,416</b>	<b>45.2%</b>

Children Exiting Out-of-Home Care to a Permanent Home within Twelve Months for Children in Out-of-Home Care Twelve to Twenty-Three Months On-Demand Listing - Report #1138

# Federal Measure - Children Achieving Permanency within 12 Months for Children in Out-of-Home Care

## 24 Months or More as of 07/01/23

FY 23/24 Target is 30%

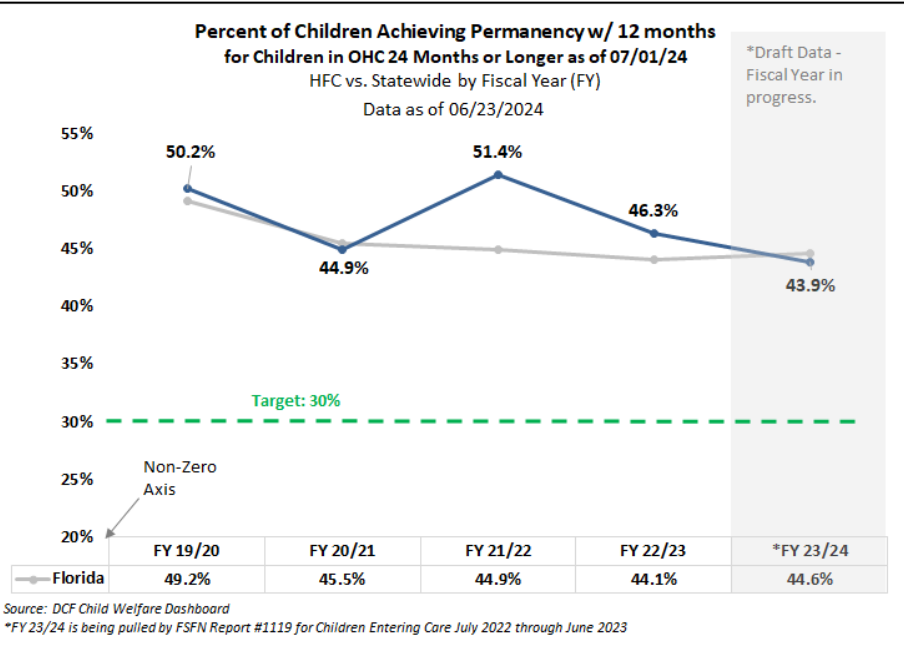
Statewide Measure - FY 23/24, Target 30%				Percent Timely FY 22/23 (last FY)	% Increase Since 3/24
Agency	Permanency Since July 1st	Total Children in OHC 24+ Months	Percent Timely Permanency		
Children Achieving Permanency within 12 Months for Children in OHC 24+ Months as of 07/01/23 (as of 06/23/2024)					
CHS	37	94	39.4%	51.4%	5.3%
LSF	58	128	45.3%	44.3%	18.0%
OHU	45	97	46.4%	42.0%	7.2%
<b>HFC Total</b>	<b>140</b>	<b>319</b>	<b>43.9%</b>	<b>46.2%</b>	<b>11.0%</b>
<b>Statewide</b>	<b>2,456</b>	<b>5,509</b>	<b>44.58%</b>	<b>42.88%</b>	<b>10.6%</b>

Source: Children Achieving Permanency w/ 12 Months for children in OHC 24 Months or Longer #1197  
\*Permanency = adoption, permanent guardianship or reunification w/ parent



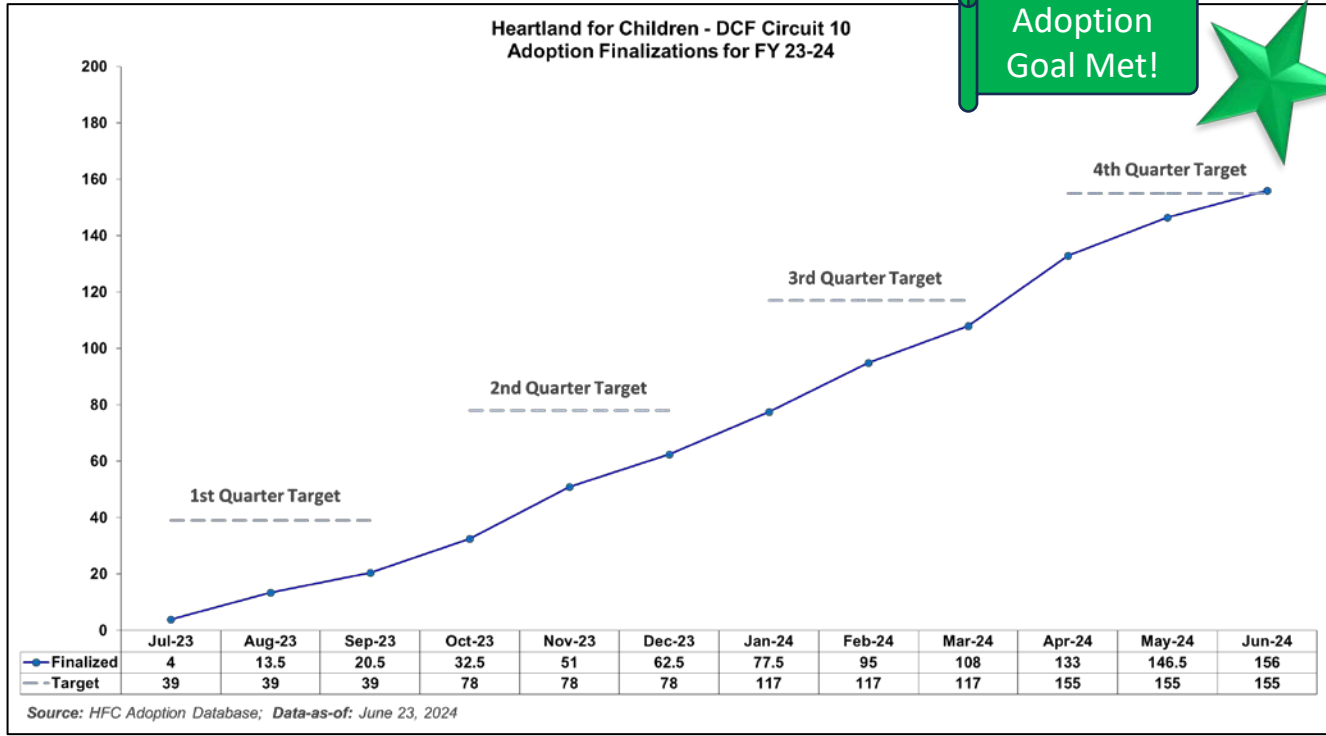
Statewide Measure - FY 23/24, Target 30%			
Children Achieving Permanency within 12 Months for Children in OHC 24+ Months as of 07/01/23 (as of 06/23/2024)			
Agency / Unit	Total Children in OHC 24+ Months	Permanency Since July 1st	Percent Timely Permanency
<b>CHS</b> ★	<b>37</b>	<b>94</b>	<b>39.4%</b>
141832-CHSFL (IL)	0	8	0.0%
141834-CHSFL ★	1	1	100.0%
141846-CHSFL ★	4	10	40.0%
141839-CHSFL ★	3	6	50.0%
141835-CHSFL (Adop) ★	27	62	43.5%
141852-CHSFL	2	7	28.6%
<b>LSF</b> ★	<b>58</b>	<b>128</b>	<b>45.3%</b>
141828-LSF	6	22	27.3%
141827-LSF ★	8	11	72.7%
141836-LSF ★	6	16	37.5%
141845-LSF ★	9	21	42.9%
141848-LSF	0	4	0.0%
141849-LSF ★	14	22	63.6%
141850-LSF (Adop) ★	6	8	75.0%
141929-LSF ★	9	20	45.0%
14-HFC-LSF ADMIN (IL)	0	4	0.0%
<b>OHU</b> ★	<b>45</b>	<b>97</b>	<b>46.4%</b>
142853-OHU-HARDEE ★	7	17	41.2%
142854-OHU-HIGHLANDS (IL)	0	4	0.0%
142855-OHU-HIGHLANDS ★	10	15	66.7%
140121-OHU-HIGHLANDS (Adop) ★	21	45	46.7%
142858 OHU-POLK ★	2	6	33.3%
142852-OHU-POLK ★	3	5	60.0%
142856-OHU-POLK	0	3	0.0%
<b>HFC Total</b> ★	<b>140</b>	<b>319</b>	<b>43.9%</b>
<b>Statewide</b> ★	<b>2,456</b>	<b>5,509</b>	<b>44.6%</b>

Children Exiting Out-of-Home Care to a Permanent Home within Twelve Months for Children in Out-of-Home Care Twenty-Four Months or More On-Demand Listing - Report #1197



# Adoption Finalizations

Percent of Adoptions Finalized with 24 Months of Removal & Percent of Adoption Goal Met



**Upcoming Finalization Dates FY(24/25)**

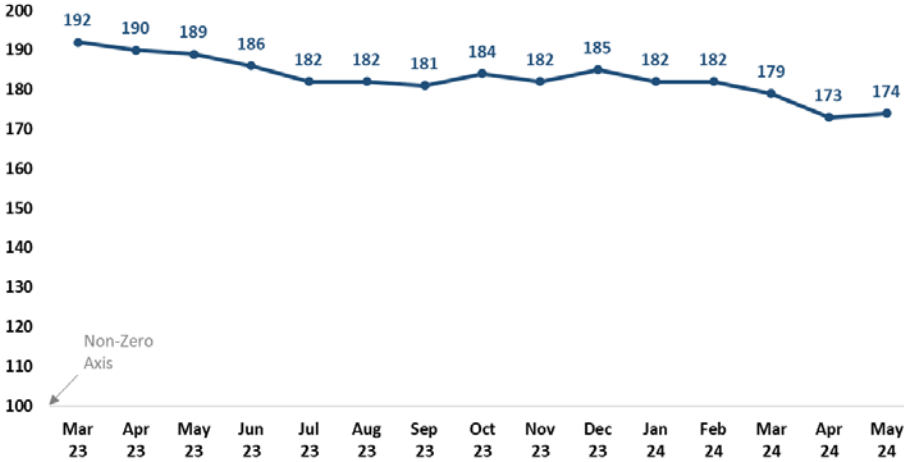
- July 17 & 24 2024
- August 14 & 21, 2024
- September 18 & 25, 2024

Adoption Finalizations FY 23-24 - <u>4th Quarter</u> as of 06/23/2024			
CMO	Finalized Adoptions YTD	FY Target	FY Target Met
CHS	40	44	90.9%
LSF	58	59	98.3%
OHU	58	52	111.5%
<b>Total</b>	<b>156</b>	<b>155</b>	<b>100.6%</b>

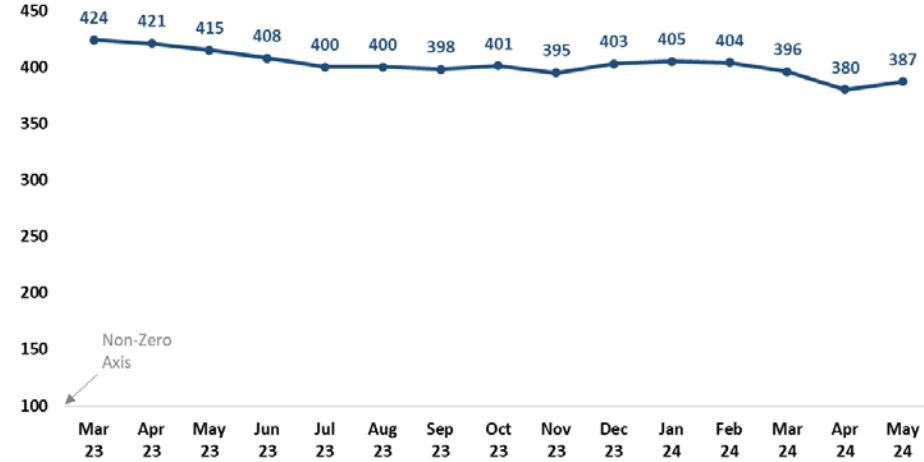
# Number of Foster Homes and Foster Bed Capacity

## Percent of Foster Home Utilization and Teen Placement in a Foster Home

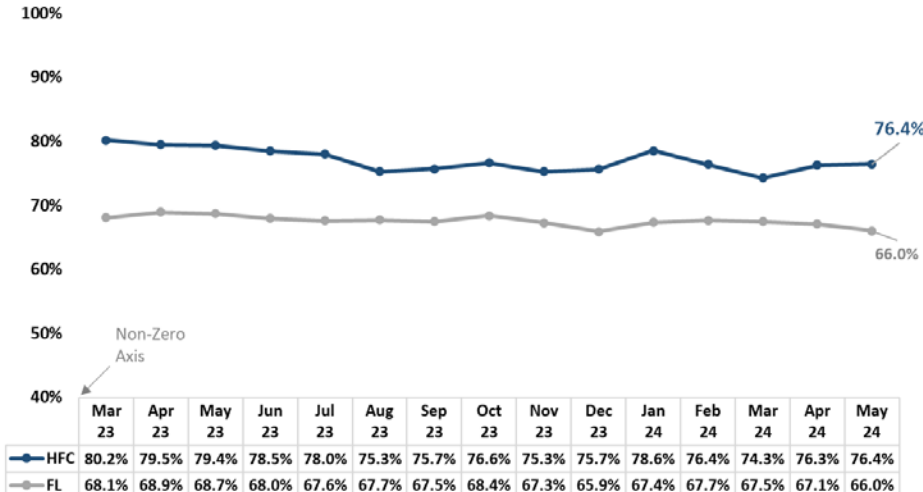
Heartland for Children  
Number of Foster *Homes* - Months End Snapshot  
Last 15 Months through May 2024



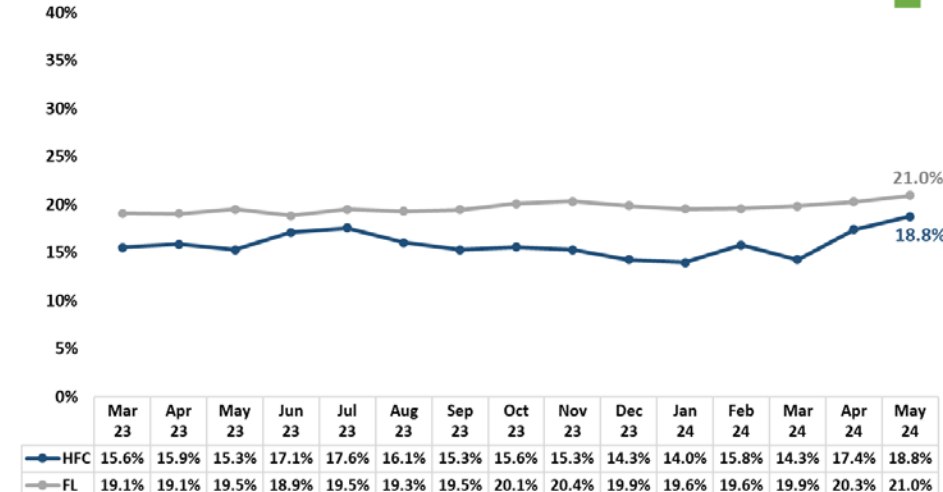
Heartland for Children  
Number of Foster *Beds* - Months End Snapshot  
Last 15 Months through May 2024



Heartland for Children  
Percent of Foster Homes Utilized (w/a Placement)  
Last 15 Months through May 2024

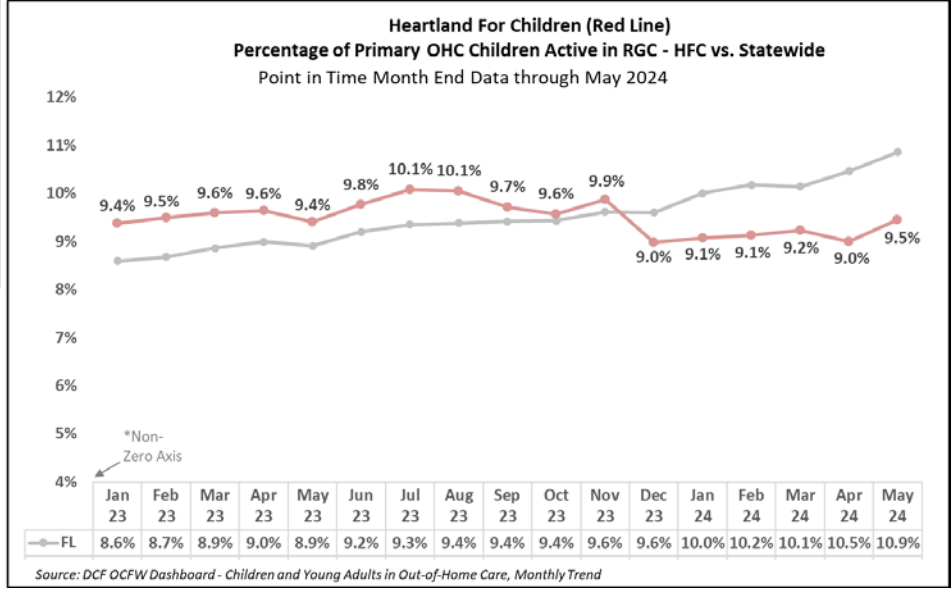
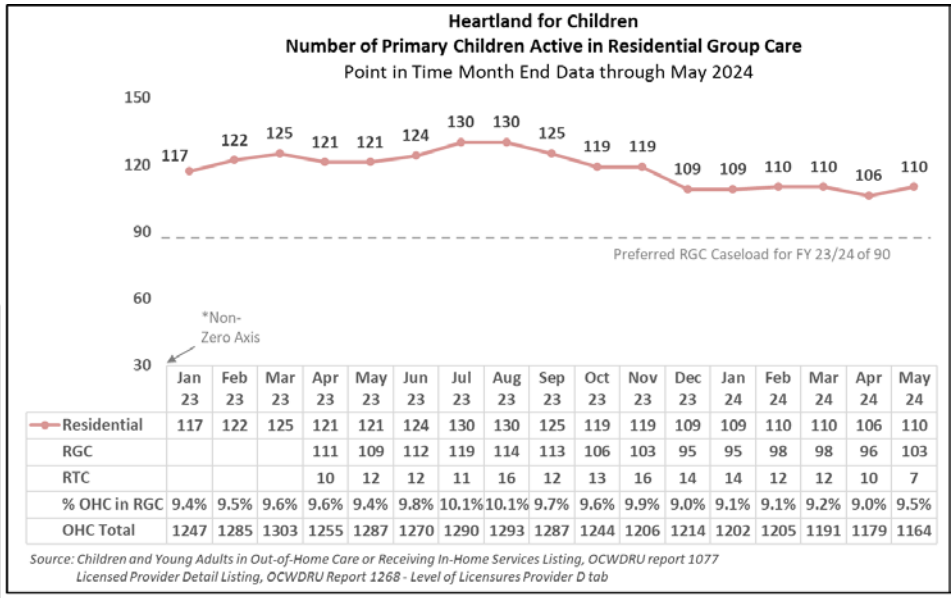
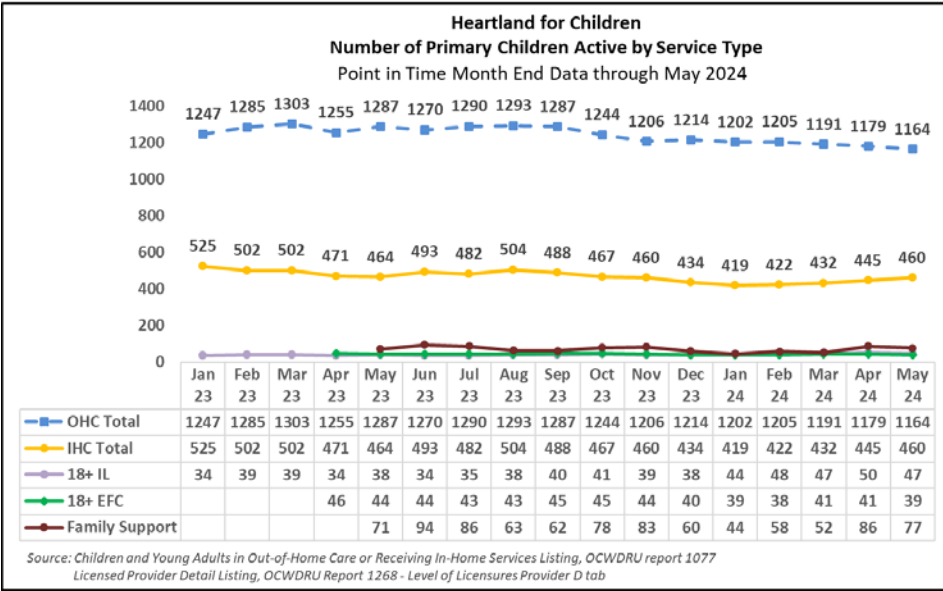


Heartland for Children  
Percent of Foster Homes w/a Teen Placement  
Last 15 Months through May 2024



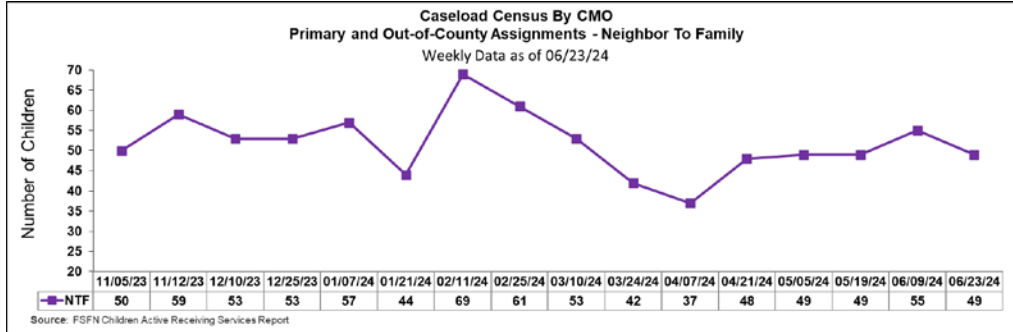
SOURCE: ICF  
LEVELS OF CARE: RESOURCES PROVIDED IN DETAIL STATE REPORTS (EXCLUDING LEVEL 3 KIDS)  
\*TEEN PLACEMENT: AGEED REPORTS (AGE 13-17), CHILDREN ACTIVE TO RETRIEVE CHILD ABUSE

- Children Served at Month End by Service Type
- Number and Percent of Children Served in Residential Care



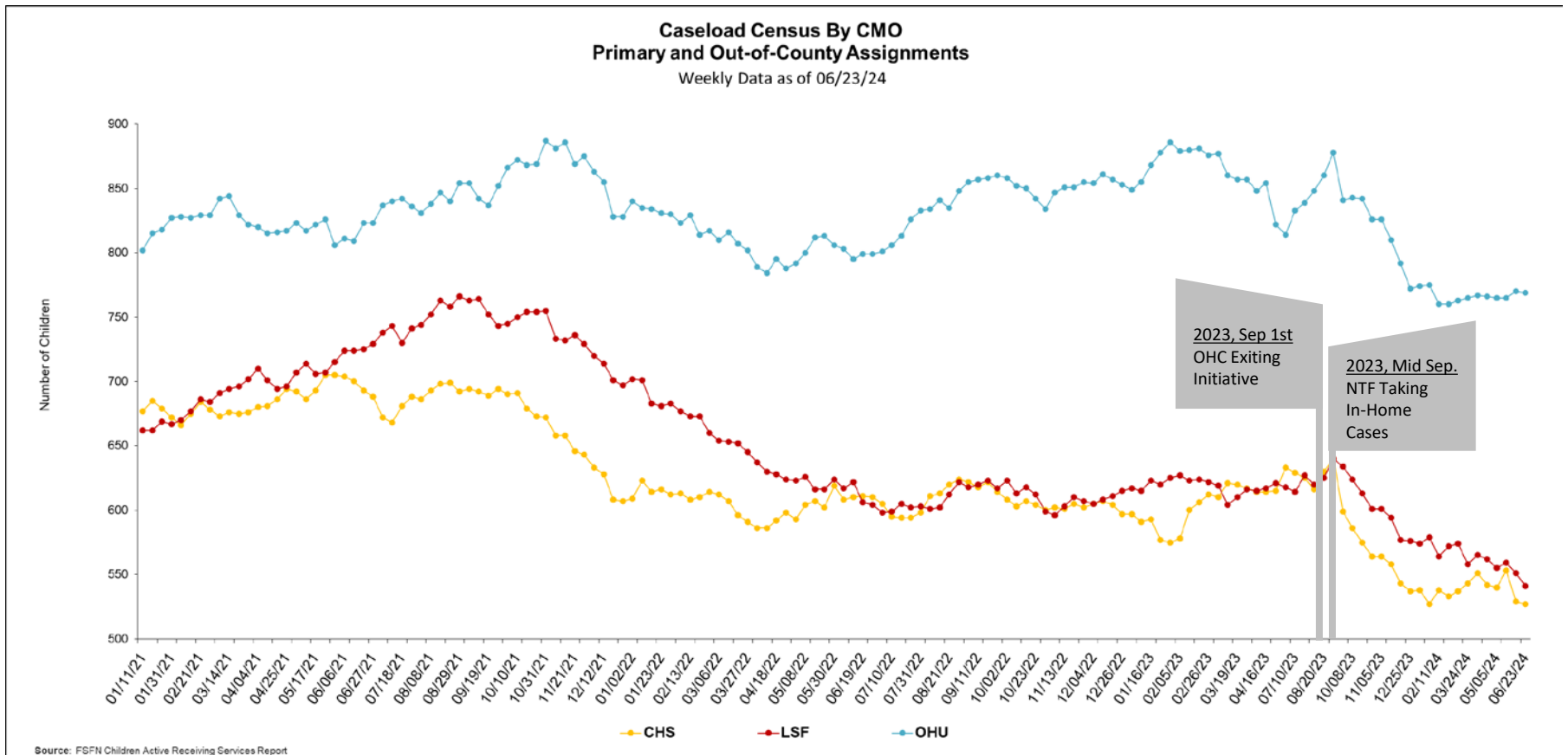
# Caseload Census Information

## CBC Services Weekly Caseloads By CMO



### Number of Children by CMO Last 6 Reporting Periods

Agency	4/7/2024	4/21/2024	5/5/2024	5/19/2024	6/9/2024	6/23/2024
CHS	551	542	540	553	529	527
LSF	565	562	555	559	551	541
<b>OHU Primary</b>	557	580	558	561	572	576
<b>OHU/OCS</b>	210	206	207	204	198	193
<b>OHU Total</b>	767	786	765	765	770	769
<b>NTF</b>	37	48	49	49	55	49
<b>HFC Total</b>	1,920	1,918	1,910	1,926	1,906	1,889



# Caseload Census Information

Case Manager Caseload Breakdown by Agency – Data as of 06/23/2024

Count of Case Managers Within a Caseload Range							
CMO	1-5 Children in Caseload	6-15 Children in Caseload	16-24 Children in Caseload	25-29 Children in Caseload	30+ Children in Caseload	Total Case Managers*	Avg # of Children per CM
CHS	0	1	5	3	9	18	29.3
LSF	3	8	18	1	0	30	18.0
OHU	0	4	3	11	9	27	28.5
NTF	1	5	0	0	0	6	8.7
# of CMs	4	18	26	15	18	81	23.3

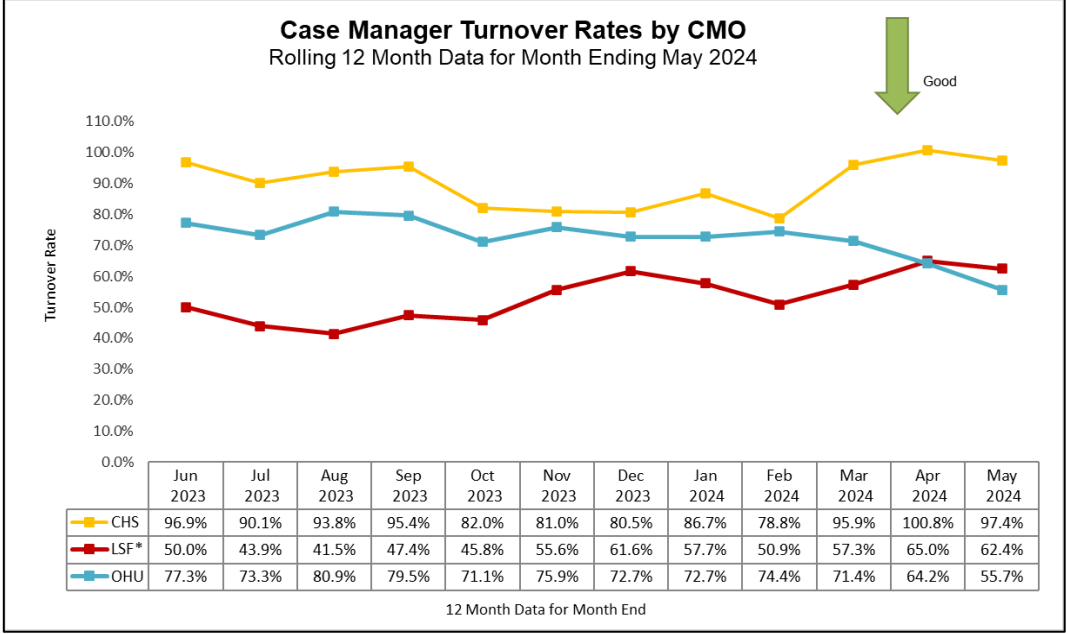
Percent of Case Managers That Are at or Under the National Caseload Standard of 15			
CMO	# Case Managers w/ Primary Caseload	# with Caseload at 15 or lower	Percent at 15 or lower
CHS	18	1	5.6%
LSF	30	11	36.7%
OHU	27	4	14.8%
NTF	6	6	100.0%
HFC	81	22	27.2%

\* Data Excludes Unit Supervisors, FTC Facilitators & Resigned CMs Count

## Case Management Organization Turnover

12 Month Case Manager Turnover Rates by Agency

Employee Turnover Rates By CMO 12 Month Data for Month Ended May 2024		
CMO	Case Manager	Case Manager Supervisor
CHS	97.4%	23.5%
LSF*	62.4%	7.7%
OHU	55.7%	26.1%





# Caseload Census by Case Manager and Organization

Data as of 06/23/2024

Caseload of 1 - 5 Children (-3)		
CMO	Case Workers	#
LSF	Malave, Luis	5
NTF	Jones, Gwendolyn	5
LSF	Durant, Paris	5
LSF	Collins, Sara	1

Caseload of 16 - 24 Children		
CMO	Case Workers	#
LSF	Bickel, Sherry	24
LSF	Pena, Yulissa	24
CHS	Lopez, Lena	23
LSF	Renfro, Andrew	23
LSF	Coleman, Tangela	22
LSF	Escartin Vega, Kathia	22
LSF	Willingham, Jashia	21
LSF	Franklin, Yoshika	21
LSF	Pamphile, Emmanuella	21
LSF	Williams, Careatha	21
LSF	Blocker, Amanda	21
LSF	Brown, Desiree	21
LSF	Morris, Alundrea	21
LSF	Lynch, Rodina	21
LSF	Ellis, Darren	20
CHS	Covington, Walter	20
OHU	Dellinger, Michael	19
LSF	Johnson, Tania	19
LSF	Blackwood, Sandra	19
CHS	Standen, Brayden	18
LSF	Lott, Carla	18
OHU	Southall, Akeva	18
CHS	Dawes, Dominique	17
LSF	Cruz, Veronica	17
CHS	Whiting, Kari	16
OHU	Shay, Ryan	16

Caseload of 25 - 29 Children (+3)		
CMO	Case Workers	#
CHS	Knowlton, Sera	29
CHS	Sisk, Sarah	29
OHU	Dedrick, Dawn	29
CHS	James, Aleah	29
OHU	Sausaman, Allison	28
OHU	Pizarro, Frances	28
OHU	Cleveland, Tammy	28
OHU	Brutus, Marie	27
OHU	Garcia, Anakeidie	26
OHU	Thompson, Wyshana	26
LSF	Ramnaugh, Shan	26
OHU	Cherident, Camy	26
OHU	Isaacs, August	25
OHU	Valencia, Alejandro	25
OHU	Young, Vanessa	25

Unit Supervisors Carrying Cases (-1)		
CMO	Case Workers	#
OHU	Gadson, Berleandah	2
CHS	Cortes, Jennifer	2
OHU	Colon, Lisette	1
OHU	Kinchen, Lisa	1
CHS	Luskey, Taylor	1

Caseload of 6 - 15 Children (-1)		
CMO	Case Workers	#
LSF	Bon-Fiol, Nikol	15
CHS	Fort, Angela	15
LSF	Pierce, Pamela	15
OHU	Howe, Danielle	13
NTF	Cruz, Ana	12
NTF	Wolf, Lauren	12
OHU	Brody, Jessica	12
NTF	Mattison, Sharon	10
LSF	Bean, Jonesha	9
LSF	Hockenberry, Matthew	8
LSF	Koons, Brittney	8
OHU	Distler, Rebecca	8
NTF	Conklin, Danieelle	7
LSF	Townes, Rachel	7
OHU	Nettles, Markisha	7
NTF	Bates, Brittany	6
LSF	Thomas, Tracy	6
LSF	Linen, Fawn	6

Caseload of 30+ Children (-1)		
CMO	Case Workers	#
OHU*	Bailon, Margarita	50
OHU*	Fuentes, Norma	49
OHU*	Simmons, Shannon	47
OHU*	Villegas, Anna	45
OHU*	Smith, Lorie	43
CHS	Kaina, Kelly	36
CHS	Bruce, Kortney	35
CHS	Mcphail, Allissa	33
CHS	Angulo, Kayla	33
CHS	Bain, Claire	32
CHS	Beasley, Charlita	32
OHU	Bello, Bianca	32
CHS	White, Melinda	32
OHU	Mcgahee, Timika	32
OHU	Kohn, Ludessa	31
OHU	Johnson, Randi	30
CHS	Rodgers, Aleah-Faith	30
CHS	Meola, Laura	30

### Circuit 10 Children Active by Assignment Role for CMO TAYS, FTC and Adoption Workers

Data as of 06/23/24

Case Worker	Pri.	Sec.	OOC	Grand Total
Cruz, Cheyleen	1	0	0	1
<b>FTC - CHS</b>	1	0	0	1
Nieves, Carlos	24	0	0	24
Humber, John	10	66	0	76
<b>TAYS - CHS</b>	34	66	0	100
Cortes, Jennifer	2	36	0	38
Dawes, Dominique	17	8	0	25
Whiting, Kari	16	5	0	21
<b>Adoption - CHS</b>	35	49	0	84
Peralta, Joshua	31	0	0	31
Jones, Dane	1	47	0	48
<b>TAYS - LSF</b>	32	47	0	79
Collins, Sara	1	6	0	7
Parrish, Elizabeth	0	21	0	21
Hampton, Sharday	0	9	0	9
<b>Adoption - LSF</b>	1	36	0	37
Metelus, Getro	3	21	1	25
Sandbrook, Mary	9	26	0	35
Vazquez, Roger	6	42	1	49
<b>TAYS - OHU</b>	18	89	2	109
Howe, Danielle	13	1	0	14
Nettles, Markisha	7	1	0	8
Southall, Akeva	18	0	0	18
Myers, Julieanne	0	1	0	1
<b>Adoption - OHU</b>	38	3	0	41
<b>TAYS Total</b>	84	202	2	288
<b>Adoptions Total</b>	74	88	0	162

Pri. = Primary - Sec. = Secondary - OOC = Out of County  
 Data Source: FSN Report - Children Active Receiving In-Home or Out-of-Home Services Daily Listing by District

\*These OHU case managers contain caseloads that are over 65% OCS cases. On average an OCS case compares to 1.54 regular cases (i.e., 20 OCS cases approx. equals 13 regular cases).

All CHS case managers are supported by Case-Aim support. On average a Case-Aim supported case compares to 1.33 regular cases (i.e., 20 cases with Case-Aim approx. equals 15 cases without Case-Aim support).

Red = Supervisors, FTC Facilitators & Resigned CMs carrying cases Orange = Terminated Workers Carrying Caseloads in FSN

# Healthcare Information

Data Entered Into FSFN for Children in Out-of-Home Care

Health Information in FSFN for Children in OHC as of 06/23/2024						
Agency	# of Children in OHC	% With a Medical Record in FSFN	% With Medical Service in last 12 Months	% With Dental Service in Last 7 months	% with Immunizations Up to Date	Overall Performance
CHS	380	100.0%	95.8%	94.0%	95.0%	94.9%
LSF	393	100.0%	95.7%	91.1%	96.7%	94.5%
OHU	391	99.7%	95.1%	83.4%	95.9%	91.5%
<b>HFC</b>	<b>1164</b>	<b>99.9%</b>	<b>95.5%</b>	<b>89.6%</b>	<b>95.9%</b>	<b>93.7%</b>

Source: FSFN report 1009 "Source: "Healthcare Service Information for OHC"

Health Information in FSFN as of 06/23/2024				
Agency	# of Missing Medical Records	# of Medical Appointments Needing Update	# of Dental Appointments Needing Update	# of Immunization Needing Update
CHS	0	16	16	19
LSF	0	17	23	13
OHU	1	19	42	16
<b>HFC</b>	<b>1</b>	<b>52</b>	<b>81</b>	<b>48</b>

Source: "Healthcare Service Information for OHC - Report 1009"

## Scorecard Measures 9 & 10 - Children Receiving Healthcare Services

SM 9 - Percent of children in out-of-home care who have received medical services in the last 12 months – Target = 95%

SM 10 - Percent of children in out-of-home care who have received dental services in the last 7 months – Target = 95%

Scorecard Measure #9 Children Receiving Medical Services Within Last 12 Mths Daily Snapshot as of 06/23/2024			
Agency	Appointment within last 12 mths	Total Children out-of-home care	Percent Medical Services Received
CHS	364	380	95.8% ★
LSF	376	393	95.7% ★
OHU	372	391	95.1% ★
<b>HFC Total</b>	<b>1112</b>	<b>1164</b>	<b>95.5% ★</b>
<b>Statewide</b>	<b>16,114</b>	<b>17,466</b>	<b>92.3%</b>

Source: FSFN report 1096 – Children in OHC Who Received Medical Services in the Last Twelve Months

Scorecard Measure #10 Children Receiving Dental Services Within Last 7 Mths Daily Snapshot as of 06/23/2024			
Agency	Appointment within last 7 mths	Total Children out-of-home care	Percent Dental Services Received
CHS	249	265	93.9%
LSF	235	258	91.1%
OHU	211	253	83.4%
<b>HFC Total</b>	<b>695</b>	<b>776</b>	<b>89.56%</b>
<b>Statewide</b>	<b>9,807</b>	<b>11,973</b>	<b>81.91%</b>

Source: FSFN report 1093 – Children in OHC Who Received Dental Services in the Last Seven Months

### Scorecard Measure 12 – Separated Siblings

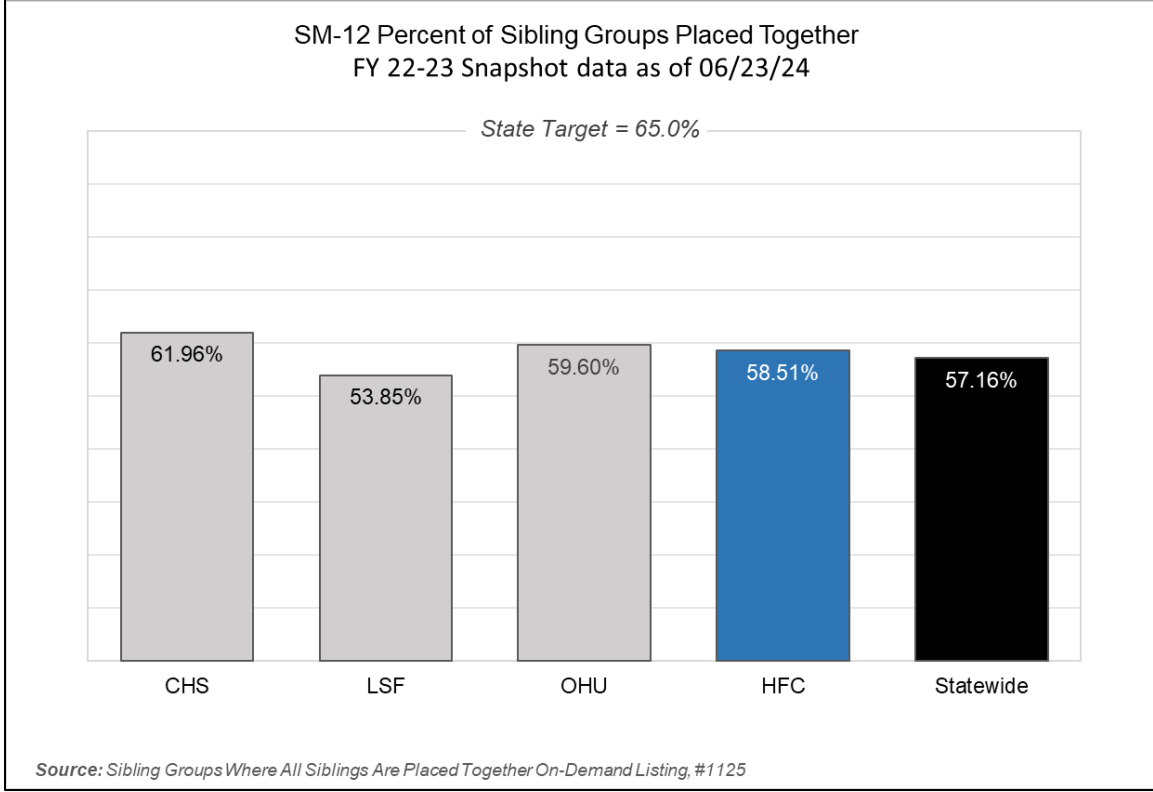
SM12 - Percentage of sibling groups in out-of-home care where all siblings are placed together – Target = 65.0%

**SM12 - Percent of Sibling Groups Placed Together  
FY 22-23 Snapshot data as of June 23, 2024**

Agency	Number of Cases w/ Siblings Together	Total Cases Sibling Groups	Percent of Siblings Placed Together
CHS	57	92	61.96%
LSF	49	91	53.85%
OHU	59	99	59.60%
HFC	165	282	58.51%
<b>Statewide</b>	<b>2,390</b>	<b>4,181</b>	<b>57.16%</b>

*Source: Sibling Groups Where All Siblings Are Placed Together On-Demand Listing, #1125*

Number of sibling groups to achieve SM12 target – 28 Sibling Groups

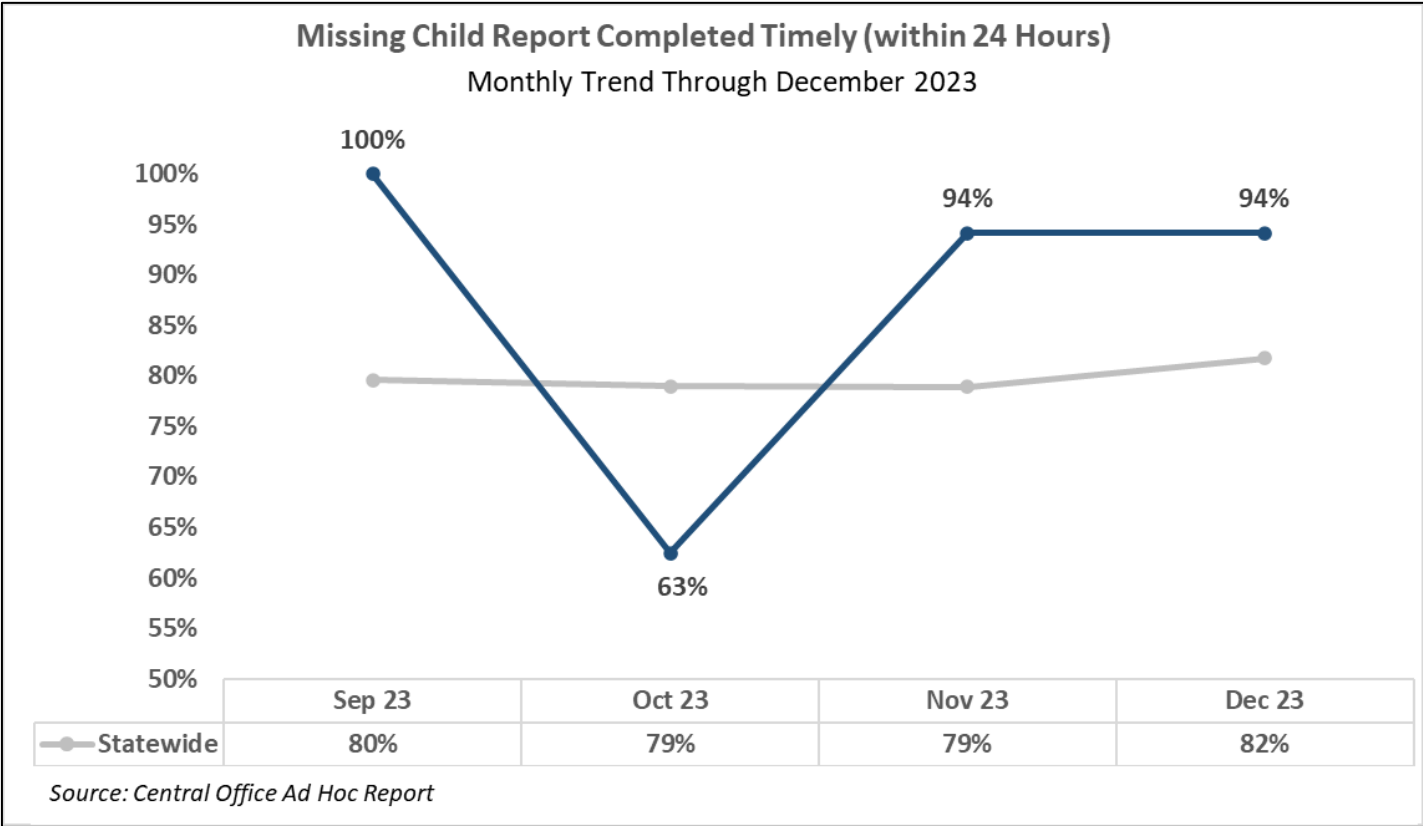


# Missing Children in Out of Home Care

Children currently missing or recovered while in OHC

Heartland for Children Children in OHC who are Missing or Now Recovered 6/23/2024					
	Current Missing	Late Reports	Late ATL	Recoveries	Late Debriefs
CHS	0	0	0	1	0
LSF	0	0	0	0	0
OHU	0	0	0	1	0
CPI	0	0	0	0	0
<b>Total</b>	<b>0</b>	<b>0</b>	<b>0</b>	<b>2</b>	<b>0</b>

Source: HFC MCR Tracking Log ATL = Attempts to Locate



# In-Home Safety Plan Management

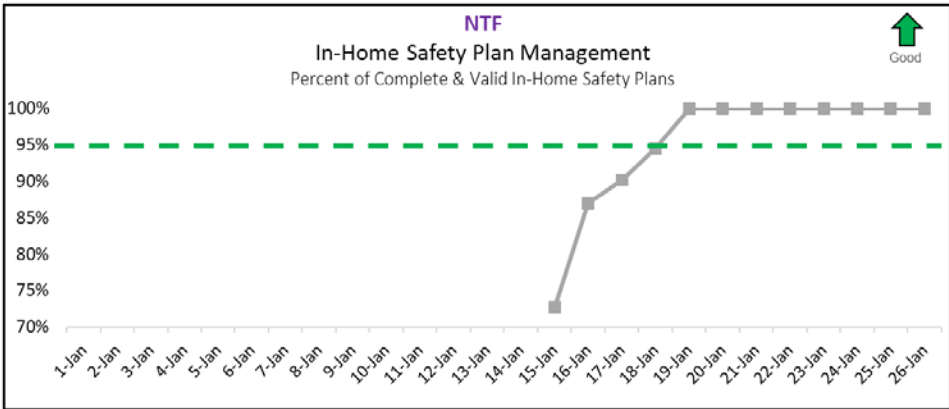
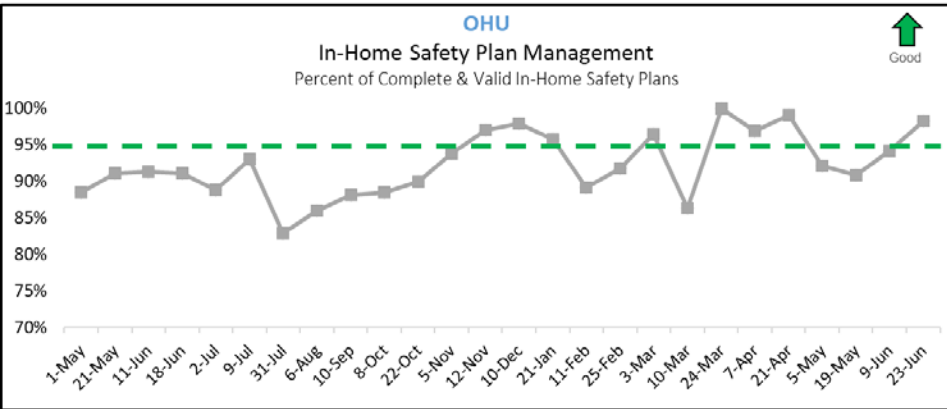
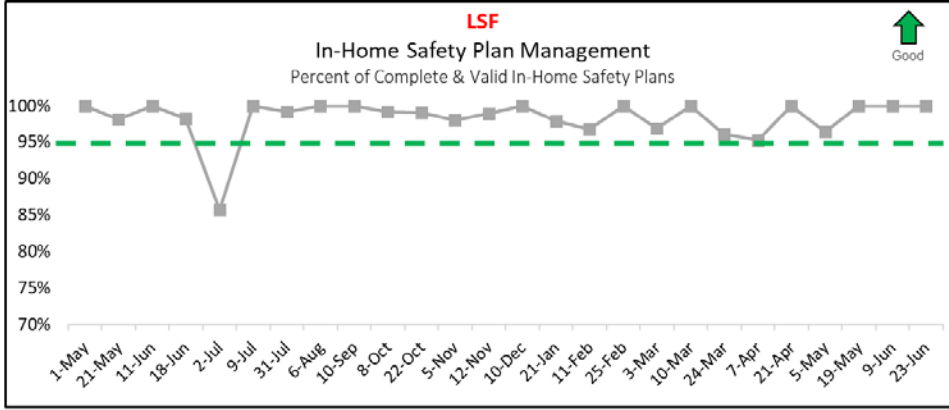
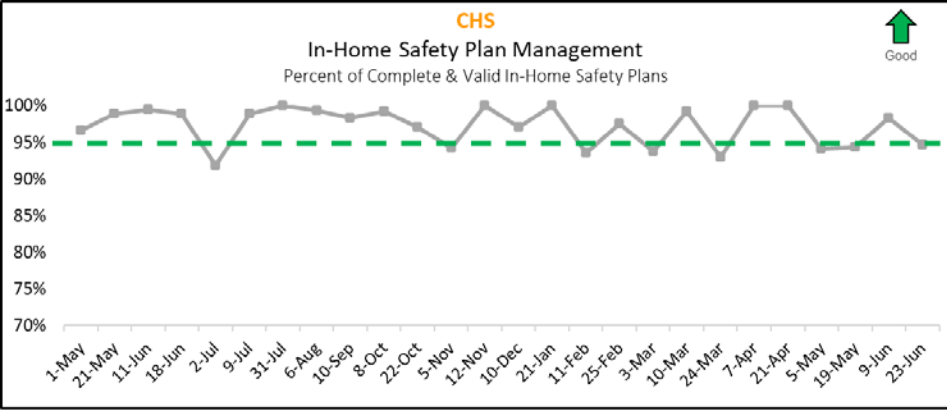
Percent of Completed In-Home Safety Plans under 180 Effective Days – Target: 95.0%

In-Home Safety Plan Management				
Percent of <u>Completed</u> In-Home Safety Plans under 180 <u>Effective</u> Days				
Data as of 06/23/2024				
Agency	No -or- Expired Safety Plans	Complete & Valid Safety Plans	Total Required Safety Plans	Percentage Complete
CHS	6	106	112	94.6%
LSF	0	111	111	100.0%
OHU	2	112	114	98.2%
NTF	0	49	49	100.0%
<b>HFC Total*</b>	<b>8</b>	<b>378</b>	<b>386</b>	<b>97.93%</b>

Source Report: Case Management Safety Management Listing - OCWDRU Report #1301  
Target of 95%

Of the 378 completed safety plans, 73 will expire in the next 30 or 60 days			
Agency	Expires in 30 Days	Expires in 60 Days	Total
CHS	16	20	36
LSF	14	13	27
OHU	1	7	8
NTF	0	2	2
<b>HFC Total</b>	<b>31</b>	<b>42</b>	<b>73</b>

Source report 1301 'Case Management Safety Management Listing' - Data as of 06/23/2024



# Child Placement Agreement Errors

Active CPA's with errors and non-active CPA's needing closure.

## Child Placement Agreement Errors

Data as of 06/23/2024

*The 11 active CPA's with errors contain the 17 total errors.*

Agency	Total CPA's Needing Correction	Non-Active CPA's Needing Closure	Total Active CPA's not Completed	New CPA Needed	Need to Upload Signed Agreement	Need Supervisor Approval	No Provider Listed	Total Errors
CHS	8	2	6	4	3	1	2	10
LSF	3	0	3	1	1		2	4
OHU	3	1	2			2	1	3
<b>Total</b>	<b>14</b>	<b>3</b>	<b>11</b>	<b>5</b>	<b>4</b>	<b>3</b>	<b>5</b>	<b>17</b>

Source: FSFN - Child Placement Agreement Status for Children in Out-of-Home Care On-Demand Listing - OCWDRU Report #1256

Criteria: Children with a CPA Effective Date.

## Percent of Children with an Active Completed CPA

Data as of 06/23/2024

Agency	Total Active CPA's	CPA's Fully Completed	% of Completed CPA's
CHS	36	30	83%
LSF	27	24	89%
OHU	10	8	80%
<b>Total</b>	<b>73</b>	<b>62</b>	<b>85%</b>

Source: FSFN - Child Placement Agreement Status - OCWDRU Report #1256

Criteria: Children with an CPA Effective Date.

# Psychotropic Medications

Children with Psychotropic Medications Prescriptions

## Heartland For Children

### Number of Children in Out-of-Home Care with at Least one Psyc. Medication and Percent of Children w/ a Valid Consent

Data as of 06/23/2024

Agency	All Children in OHC	% of Children in OHC w/ Psyc Meds	All Children with Psyc Meds	# of children w/ a current parent or court order	% w/ a current parent or court order
CHS	396	10.4%	41	40	97.6%
LSF	410	9.5%	39	39	100.0%
OHU	398	8.3%	33	33	100.0%
HFC	1,206	9.4%	113	112	99.1%
DCF	2	300.0%	6	0	0.0%
<b>Statewide</b>	<b>18,399</b>	<b>13.8%</b>	<b>2,543</b>	<b>2,509</b>	<b>98.7%</b>

Source: Children in OHC with One or More Current Prescriptions for a Psychotropic Medication, Ages 0 to 17 - #1002

Source: Children and Young Adults in Out-of-Home Care or Receiving In-Home Services Listing - #1077

**Valid = Children with a parent consent and the parents are TPR'd are not considered valid consents**

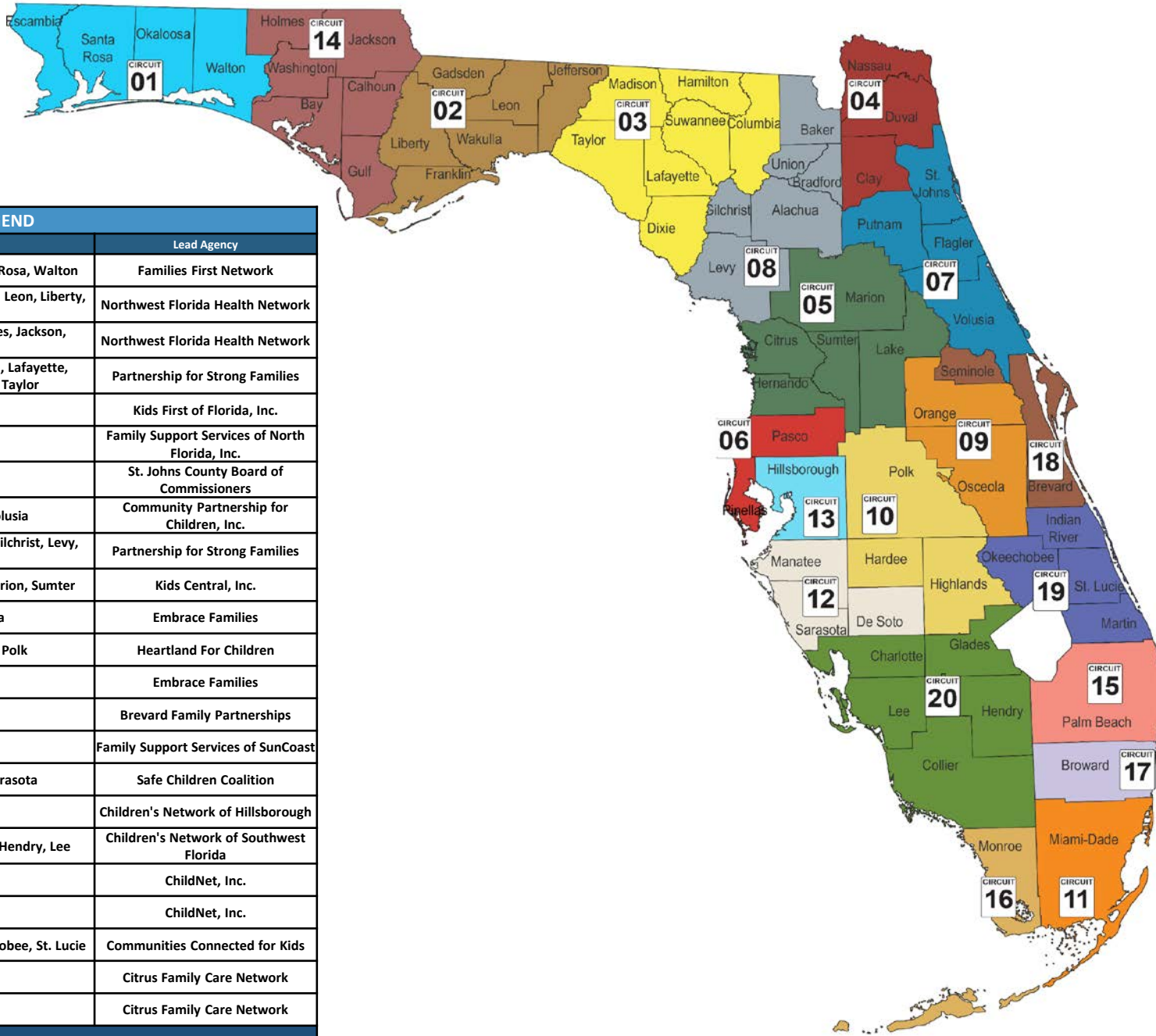
**Unified Home Studies – Approval Status**

Cases with a Pending or No UHS – 45+ Days Past Due; **Data-as-of: 06/25/2024**

<b>Relative / Non-Relative Unified Home Study Approval Status</b>			
45 Days since Case Transfer - <b><u>Past Due</u></b>			
<b>Agency</b>	<b># of UHS</b>	<b>Status - Pending</b>	<b>Status - No UHS</b>
CHS	4	2	2
LSF	1	1	0
OHU	2	2	0
<b>Total</b>	<b>7</b>	<b>5</b>	<b>2</b>



# Community Based Care Lead Agency Map



LEGEND			
Circuit	Region	Counties	Lead Agency
1	North West	Escambia, Okaloosa, Santa Rosa, Walton	Families First Network
2		Franklin, Gadsden, Jefferson, Leon, Liberty, Wakulla	Northwest Florida Health Network
14		Bay, Calhoun, Gulf, Holmes, Jackson, Washington	Northwest Florida Health Network
3	North East	Columbia, Dixie, Hamilton, Lafayette, Madison, Suwannee, Taylor	Partnership for Strong Families
4		Clay	Kids First of Florida, Inc.
4		Duval, Nassau	Family Support Services of North Florida, Inc.
7		St. Johns	St. Johns County Board of Commissioners
7		Flagler, Putnam, Volusia	Community Partnership for Children, Inc.
8		Alachua, Baker, Bradford, Gilchrist, Levy, Union	Partnership for Strong Families
5	Central	Citrus, Hernando, Lake, Marion, Sumter	Kids Central, Inc.
9		Orange, Osceola	Embrace Families
10		Hardee, Highlands, Polk	Heartland For Children
18		Seminole	Embrace Families
18		Brevard	Brevard Family Partnerships
6	Sun Coast	Pasco, Pinellas	Family Support Services of SunCoast
12		DeSoto, Manatee, Sarasota	Safe Children Coalition
13		Hillsborough	Children's Network of Hillsborough
20		Charlotte, Collier, Glades, Hendry, Lee	Children's Network of Southwest Florida
15	South East	Palm Beach	ChildNet, Inc.
17		Broward	ChildNet, Inc.
19		Indian River, Martin, Okeechobee, St. Lucie	Communities Connected for Kids
11	Southern	Miami-Dade	Citrus Family Care Network
16		Monroe	Citrus Family Care Network



## AWARENESS FOR JUNE

- **National Reunification Month**
- **Father's Day – 6/16**

## HEALTH RESOURCES

For more COVID information specific to Florida, go to [floridahealthcovid19.gov](https://floridahealthcovid19.gov)

Call Center is available 24/7  
(866) 779-6121 or email  
[COVID-19@flhealth.gov](mailto:COVID-19@flhealth.gov).

For more vaccine information go to  
<https://floridahealthcovid19.gov/covid-19-vaccines-in-florida/>

## SAFETY RESOURCES

### Internet Safety and Tips

- [Information, Advice and Support to Keep Children Safe Online \(internetmatters.org\)](#)
- [NetSmartz Home \(missingkids.org\)](#)

### Safe Sleep

- [www.ounce.org/safe\\_sleep.html](http://www.ounce.org/safe_sleep.html)

### Swim Safety Tips

- Pool Party Water Safety Tips: [bit.ly/41UoFcY](https://bit.ly/41UoFcY)
- Water Safety Tips: [ounce.org/water\\_safety.html](http://ounce.org/water_safety.html)
- **Hot Car Safety Tips**
- [nhtsa.gov/campaign/heatstroke](https://nhtsa.gov/campaign/heatstroke)

## COMMUNITY RESOURCES

### Polk Plays

- Does your child use a school readiness voucher through the Early Learning Coalition of Polk County?
- Are you a Polk County resident with an EBT SNAP card?

If you answer yes to EITHER of these questions, you can receive a FREE one-year membership to Florida Children's Museum. Membership includes all members of your household. Learn more and sign up at [polkplays.org](http://polkplays.org)

### FREE Dental Care Event

Date: 5/31-6/1

Location: **RP Funding Center in Lakeland**

The Florida Dental Association is hosting Florida Mission of Mercy, a large-scale professional dental clinic that provides care to any patient at no cost to them.

To learn more visit [flamom.com](http://flamom.com).

### Summer Camp Guide

[lakelandmom.com/summer-camp-directory/](http://lakelandmom.com/summer-camp-directory/)

### Free Books for Children 0-5

[uwcf.org/dolly-partons-imagination-library/](http://uwcf.org/dolly-partons-imagination-library/)

### United Way's 211

Call 211 or visit 211.org

Getting free confidential help for needs such as food, housing, employment, utilities, mental health and much more is just a text, call, or click away.

### ECHO Ministries

Help provide tangible needs to children in foster, adoptive, relative and non-relative care.

To Donate: ECHO Distribution Center every Wednesday from 9AM-12PM at 3625 Century Blvd Unit 1A, Lakeland, FL.

<https://www.echoministriesflorida.net/>

### Find Help (Previously Aunt Bertha)

<https://www.findhelp.org/>

Find local resources for food, health, housing, employment programs & other community resources in seconds.

### HOPE FLORIDA A PATHWAY TO PROSPERITY Call 850-300-HOPE

[myfamilies.com/services/hope-florida](http://myfamilies.com/services/hope-florida)

Services offered by Hope Navigators:

- Identifying goals and barriers
- Referrals to local, community-based partners
- One-on-one support to develop a plan to achieve economic-self sufficiency

### Autism/ASD Support Group

Last Friday of each month 10AM-11:30AM

At Bonnet Springs Park in Lakeland  
Childcare will be provided.

Please call (813) 455-2846 or  
email [Efigueroa2@usf.edu](mailto:Efigueroa2@usf.edu) to register.

### Circuit 10 Children's Mental & Behavioral Health Resources

<https://sites.google.com/view/floridac10/mhbhresources/home>

On this site you will find:

- Heartland for Children's Parent Portal
- MyFloridaMyFamily Community Services
- Florida Mobile Response Team- 24/7 Crisis Assistance
- Florida Statewide Medicaid Managed Care
- Florida Association of Christian Child Caring Agencies
- Florida Network Short-term Residential Programs
- Center for Autism Related Disabilities (CARD)
- National Alliance on Mental Illness
- Post Adoption Support
- Zebra Coalition
- Central FL Behavioral Health Network
- Hope Florida – A Pathway to Prosperity

### Food Distribution Schedule

Polk, Highlands and Hardee Counties Food  
Distribution Sites

[uwcf.org/initiatives/endhunger/schedule/](http://uwcf.org/initiatives/endhunger/schedule/)

### Healthy Families Florida

Family support and coaching program that helps parents provide the safe and stable environments children need for healthy growth and development.  
[healthyfamiliesfla.org/programs\\_map.html](http://healthyfamiliesfla.org/programs_map.html)

### Domestic Violence Services

Peace River Center's Domestic Violence Program provides free, confidential services for individuals affected by domestic violence, sexual assault and human trafficking crimes, their family members and friends in Polk, Hardee and Highlands counties.

### 24-Hour Domestic Violence Crisis Lines

**Hardee/Highlands** 863.386.1167

**Polk** 863.413.2700

**Victim Services Office Line 863.413.2708**

**Victim Services – Polk** County 1860 South  
Crystal Lake Drive, Lakeland, FL 33801

**Victim Services – Hardee/Highlands  
Counties**

1570 Lakeview Drive, Sebring, FL 33870

## HFC EVENTS

### Foster Care Info Night

Tuesday, June 4th at 6:30PM  
1239 E Main St. Bartow, FL 33830  
(2<sup>nd</sup> Floor) Register: 863-519-8900 x 289

### Back to School Bash for Kids in Care

Saturday, July 27 from 10AM-1PM  
Heartland Youth Village  
3350 E State Rd 60, Bartow, FL 33830  
Space is limited to the first 350 people to register. Register here by 7/19:  
<https://form.jotform.com/241284968552063>

### HFC's "Let's Talk About it" Podcast

where we provide education and resources for family matters in Polk, Highlands and Hardee Counties  
[Apple Podcasts](#) / [Anchor](#) / [Spotify](#) / [YouTube](#)

## POLK COUNTY

### Free Trainings for Parents & Teachers

Early Learning Coalition of Polk County is hosting classes in multiple locations providing tools and resources and food. Space is limited.

Register here: <https://bit.ly/3AJqNz3>

### Peer Recovery Center

Center for Behavioral Health Annex  
1501 1<sup>st</sup> Street South, Winter Haven, FL 33880

Hours: Monday – Friday from 9AM-3PM

The center is a place for adults with a mental health diagnosis to receive education, support, resources and socialization.

Contact: (863) 293-1121 x 205789 for more info

### Florida Children Museum

400 Bonnet Springs Blvd.

Lakeland, FL 33815

Contact: (863) 687-3869

<https://explorefc.com>

### Carol Jenkin Barnett United Way Resource Center

Offers weekly classes for children from infants through age 5 where parents and children will learn and socialize as they participate in fun, stimulating, developmental activities. These classes are FREE and a great opportunity to meet other moms and caregivers.

- Breast Feeding Support Group
- Autism/ASD Support Group
- Child Development Classes
- Free Tax Prep
- Healthcare Navigator
- Free Child Development Screenings (1<sup>st</sup> Wednesday and 3<sup>rd</sup> Monday each month)
- Infant Massage Classes

Location: 400 Bonnet Springs Blvd. Lakeland, FL 33815  
<https://uwcf.org/resourcecenter/>

## HIGHLANDS COUNTY

### Swimming Lessons at YMCA

<http://www.highlandsymca.org/aquatics.htm>

### Champion for Children

Provides child abuse and neglect prevention programs and early-intervention services to children and families in Highlands County.

Contact for more info about the documentary **RESILIENCE: The Biology of Stress and the Science of Hope** which talks about the connection between trauma and health.

Office: (863) 382-2905

<https://www.championforchildren.org/>

### Children's Museum of the Highlands

Hands on Learning for Ages 1-12

Cost: \$8/per person (ages 1+) for all day play.

219 N Ridgewood Dr. Sebring, Florida

(863) 451-5385 (contact museum for updated hours)

### Preservers of Life

Highlands County Community Nursing Organization  
This organization provides prevention healthcare and helps businesses and individuals integrate holistic health and wellness practices.

Kasey Pacheco, Community Nurse Collaborator

[Kasey@preserversoflife.com](mailto:Kasey@preserversoflife.com) | (863) 420-5255

### FREE GED Prep & ESOL Classes

South Florida State College is offering free classes for adults in Highlands and Hardee Counties to improve adult literacy.

Contact: Sari Crews

863-784-7473 | [sari.crews@southflorida.edu](mailto:sari.crews@southflorida.edu)

<https://www.southflorida.edu/future-students/general-educational-development-program-ged>

## HARDEE COUNTY

### Hardee County Swimming Resources

[Swim Lessons | Florida Department of Health in Hardee \(floridahealth.gov\)](#)

### Hardee Help Center

A Christ-centered community service organization bringing hope & healing to Hardee County families in difficult seasons of life.

713 E Bay Street Wauchula, FL 33873

Contact: [info@hardeehelpcenter.com](mailto:info@hardeehelpcenter.com) | 863-773-0034

### Visit Hardee

Website for upcoming events, community updates and resources: <https://www.visithardee.com/events>

### FREE GED Prep & ESOL Classes

South Florida State College is offering free classes for adults in Highlands and Hardee Counties to improve adult literacy.

Contact: Sari Crews

863-784-7473 | [sari.crews@southflorida.edu](mailto:sari.crews@southflorida.edu)

<https://www.southflorida.edu/future-students/general-educational-development-program-ged>



# SCAN ME



For additional resources and county events, check out our most recent Parent's Corner Newsletter.

## AWARENESS FOR JULY

- July 4 - Independence Day
- July 27 - Back to School Bash for Kids in Care

## HEALTH RESOURCES

For more COVID information specific to Florida, go to [floridahealthcovid19.gov](https://floridahealthcovid19.gov)

Call Center is available 24/7  
(866) 779-6121 or email  
[COVID-19@flhealth.gov](mailto:COVID-19@flhealth.gov).

For more vaccine information go to  
<https://floridahealthcovid19.gov/covid-19-vaccines-in-florida/>

## SAFETY RESOURCES

### Internet Safety and Tips

- [Information, Advice and Support to Keep Children Safe Online \(internetmatters.org\)](#)
- [NetSmartz Home \(missingkids.org\)](#)

### Safe Sleep

- [www.ounce.org/safe\\_sleep.html](http://www.ounce.org/safe_sleep.html)

### Swim Safety Tips

- Pool Party Water Safety Tips: [bit.ly/41UoFCY](https://bit.ly/41UoFCY)
- Water Safety Tips: [ounce.org/water\\_safety.html](http://ounce.org/water_safety.html)
- Hot Car Safety Tips: [nhtsa.gov/campaign/heatstroke](https://nhtsa.gov/campaign/heatstroke)

## COMMUNITY RESOURCES

### Circuit 10 Summertime Fun and Resource Guide

Find summer camps, activity inspiration and other resources for Polk, Highlands and Hardee Counties.

<https://tinyurl.com/HFCsummerguide>

### Polk Plays

- Does your child use a school readiness voucher through the Early Learning Coalition of Polk County?
- Are you a Polk County resident with an EBT SNAP card?

If you answer yes to EITHER of these questions, you can receive a FREE one-year membership to Florida Children's Museum. Membership includes all members of your household. Learn more and sign up at [polkplays.org](https://polkplays.org)

### Summer Camp Guide

[lakelandmom.com/summer-camp-directory/](https://lakelandmom.com/summer-camp-directory/)

### Free Books for Children 0-5

[uwcf.org/dolly-partons-imagination-library/](https://uwcf.org/dolly-partons-imagination-library/)

### United Way's 211

Call 211 or visit 211.org

Getting free confidential help for needs such as food, housing, employment, utilities, mental health and much more is just a text, call, or click away.

### ECHO Ministries

Help provide tangible needs to children in foster, adoptive, relative and non-relative care.

To Donate: ECHO Distribution Center every Wednesday from 9AM-12PM at 3625 Century Blvd Unit 1A, Lakeland, FL.

<https://www.echoministriesflorida.net/>

### Find Help (Previously Aunt Bertha)

<https://www.findhelp.org/>

Find local resources for food, health, housing, employment programs & other community resources in seconds.

### HOPE FLORIDA A PATHWAY TO PROSPERITY Call 850-300-HOPE

[myflfamilies.com/services/hope-florida](https://myflfamilies.com/services/hope-florida)

Services offered by Hope Navigators:

- Identifying goals and barriers
- Referrals to local, community-based partners
- One-on-one support to develop a plan to achieve economic-self sufficiency

### Autism/ASD Support Group

Last Friday of each month 10AM-11:30AM

At Bonnet Springs Park in Lakeland  
Childcare will be provided.

Please call (813) 455-2846 or  
email [Efigueroa2@usf.edu](mailto:Efigueroa2@usf.edu) to register.

### Circuit 10 Children's Mental & Behavioral Health Resources

<https://sites.google.com/view/floridac10/mhbhresources/home>

On this site you will find:

- Heartland for Children's Parent Portal
- MyFloridaMyFamily Community Services
- Florida Mobile Response Team- 24/7 Crisis Assistance
- Florida Statewide Medicaid Managed Care
- Florida Association of Christian Child Caring Agencies
- Florida Network Short-term Residential Programs
- Center for Autism Related Disabilities (CARD)
- National Alliance on Mental Illness
- Post Adoption Support
- Zebra Coalition
- Central FL Behavioral Health Network
- Hope Florida - A Pathway to Prosperity

### Food Distribution Schedule

Polk, Highlands and Hardee Counties Food Distribution Sites

[uwcf.org/initiatives/endhunger/schedule/](https://uwcf.org/initiatives/endhunger/schedule/)

### Healthy Families Florida

Family support and coaching program that helps parents provide the safe and stable environments children need for healthy growth and development.

[healthyfamiliesfla.org/programs\\_map.html](https://healthyfamiliesfla.org/programs_map.html)

### Domestic Violence Services

Peace River Center's Domestic Violence Program provides free, confidential services for individuals affected by domestic violence, sexual assault and human trafficking crimes, their family members and friends in Polk, Hardee and Highlands counties.

### 24-Hour Domestic Violence Crisis Lines

Hardee/Highlands 863.386.1167

Polk 863.413.2700

Victim Services Office Line 863.413.2708

Victim Services - Polk County 1860 South

Crystal Lake Drive, Lakeland, FL 33801

Victim Services - Hardee/Highlands

Counties

1570 Lakeview Drive, Sebring, FL 33870

## HFC EVENTS

### Foster Care Info Night

Tuesday, July 2nd at 6:30PM

Virtual via Zoom

Register: 863-519-8900 x 289

### Back to School Bash for Kids in Care

Saturday, July 27 from 10AM-1PM

Heartland Youth Village

3350 E State Rd 60, Bartow, FL 33830

Space is limited to the first 350 people to

register. Register here by 7/19:

<https://form.jotform.com/241284968552063>

### HFC's "Let's Talk About it" Podcast

where we provide education and

resources for family matters in Polk,

Highlands and Hardee Counties

[Apple Podcasts](#) / [Anchor](#) / [Spotify](#) / [YouTube](#)

## POLK COUNTY

### Free Trainings for Parents & Teachers

Early Learning Coalition of Polk County is hosting classes in multiple locations providing tools and resources and food. Space is limited.

Register here: <https://bit.ly/3AJgNz3>

### Peer Recovery Center

Center for Behavioral Health Annex

1501 1<sup>st</sup> Street South, Winter Haven, FL 33880

Hours: Monday – Friday from 9AM-3PM

The center is a place for adults with a mental health diagnosis to receive education, support, resources and socialization.

Contact: (863) 293-1121 x 205789 for more info

### Florida Children Museum

400 Bonnet Springs Blvd.

Lakeland, FL 33815

Contact: (863) 687-3869

<https://explorefcm.org>

### Carol Jenkin Barnett United Way Resource Center

Offers weekly classes for children from infants through age 5 where parents and children will learn and socialize as they participate in fun, stimulating, developmental activities. These classes are FREE and a great opportunity to meet other moms and caregivers.

- Breast Feeding Support Group
- Autism/ASD Support Group
- Child Development Classes
- Free Tax Prep
- Healthcare Navigator
- Free Child Development Screenings (1<sup>st</sup> Wednesday and 3<sup>rd</sup> Monday each month)
- Infant Massage Classes

Location: 400 Bonnet Springs Blvd. Lakeland, FL 33815

<https://uwcf.org/resourcecenter/>

## HIGHLANDS COUNTY

### Swimming Lessons at YMCA

<http://www.highlandsymca.org/aquatics.htm>

### Champion for Children

Provides child abuse and neglect prevention programs and early-intervention services to children and families in Highlands County.

Contact for more info about the documentary

**RESILIENCE: The Biology of Stress and the Science of Hope** which talks about the connection between trauma and health.

Office: (863) 382-2905

<https://www.championforchildren.org/>

### Children's Museum of the Highlands

Hands on Learning for Ages 1-12

Cost: \$8/per person (ages 1+) for all day play.

219 N Ridgewood Dr. Sebring, Florida

(863) 451-5385 (contact museum for updated hours)

### Preservers of Life

Highlands County Community Nursing Organization

This organization provides prevention healthcare and helps businesses and individuals integrate holistic health and wellness practices.

Kasey Pacheco, Community Nurse Collaborator

[Kasey@preserversoflife.com](mailto:Kasey@preserversoflife.com) | (863) 420-5255

### FREE GED Prep & ESOL Classes

South Florida State College is offering free classes for adults in Highlands and Hardee Counties to improve adult literacy.

Contact: Sari Crews

863-784-7473 | [sari.crews@southflorida.edu](mailto:sari.crews@southflorida.edu)

<https://www.southflorida.edu/future-students/general-educational-development-program-ged>

## HARDEE COUNTY

### Hardee County Swimming Resources

[Swim Lessons | Florida Department of Health in Hardee \(floridahealth.gov\)](#)

### Hardee Help Center

A Christ-centered community service organization bringing hope & healing to Hardee County families in difficult seasons of life.

713 E Bay Street Wauchula, FL 33873

Contact: [info@hardeehelpcenter.com](mailto:info@hardeehelpcenter.com) | 863-773-0034

### Visit Hardee

Website for upcoming events, community updates and resources: <https://www.visithardee.com/events>

### FREE GED Prep & ESOL Classes

South Florida State College is offering free classes for adults in Highlands and Hardee Counties to improve adult literacy.

Contact: Sari Crews

863-784-7473 | [sari.crews@southflorida.edu](mailto:sari.crews@southflorida.edu)

<https://www.southflorida.edu/future-students/general-educational-development-program-ged>



For additional resources and county events, check out our most recent Parent's Corner Newsletter.