



Community Based Care: Hardee, Highlands & Polk Counties

CBC Performance and Quality Improvement Meeting
Data for Week Ended Sunday, October 02, 2022

Video Conference Meeting

Wednesday, October 05, 2022 at 9 a.m.

Conference Call: 866-607-2795
Participant Number: 830 755 402#



Community Based Care Lead Agency Scorecard

FY 21-22, 4th Quarter: April 01, 2022 to June 30, 2022

CBC Lead Agency Scorecard Performance Table	Safety				Permanency				Well-Being			
Measures	1. Rate of Abuse per 100,000 days while in foster care.	2. Percent of children who are not neglected or abused during in-home services.	3. Children who are not neglected or abused after closure of services.	4. Children under supervision who are seen every 30 days.	5. Children exiting foster care to a permanent home within 12 months of entering care.	6. Children achieving permanency in 12 months for children in foster care 12 to 23 months.	7. Children who do not re-enter foster care within 12 months of moving to a permanent home.	8. Children's placement moves per 1,000 days in foster care.	9. Children in out-of-home care who have received medical services in the last 12 months.	10. Children in out-of-home care who received dental services within the last 7 months.	11. Young adults in foster care at age 18 that have completed or are enrolled in secondary education.	12. Children placed with all of their siblings who are in out of home care.
Standard	8.5	95.0%	95.0%	99.5%	40.5%	43.6%	91.7%	4.12	95.0%	95.0%	80.0%	65.0%
Reporting Period	04/01/21 - 03/31/22	04/01/21 - 03/31/22	10/01/20 - 09/30/21	07/01/21 to 06/30/22	07/01/20 to 06/30/21	7/1/21	07/01/20 to 06/30/20	07/01/21 to 06/30/22	6/30/22	6/30/22	07/01/21 to 06/30/22	6/30/22
Brevard Family Partnership	9.84	95.1%	96.6%	99.7%	32.0%	55.6%	92.7%	3.76	96.7%	91.4%	95.0%	61.1%
ChildNet - Broward	8.12	96.5%	95.6%	99.7%	35.7%	51.7%	83.0%	4.39	96.7%	89.4%	93.7%	64.8%
ChildNet - Palm Beach	7.76	95.9%	95.8%	99.6%	33.3%	61.1%	92.7%	3.77	97.8%	91.9%	73.8%	63.3%
Children's Network of SW Florida	7.47	96.5%	97.5%	99.8%	37.3%	60.9%	94.6%	4.66	96.8%	96.5%	89.7%	60.8%
Citrus Health Network	7.38	96.9%	97.3%	98.2%	24.9%	34.8%	89.5%	7.51	92.5%	74.7%	53.5%	58.7%
Communities Connected for Kids	3.39	95.4%	98.4%	99.6%	30.7%	4570.0%	87.5%	3.17	97.7%	96.3%	93.5%	62.3%
Community Partnership for Childr.	6.68	94.4%	98.3%	99.6%	45.0%	77.6%	90.3%	2.97	95.9%	94.2%	85.0%	54.4%
Eckerd Community Hillsborough	3.99	95.6%	97.0%	99.3%	27.0%	50.9%	86.4%	4.10	93.5%	65.9%	92.3%	61.4%
Embrace Families	8.51	95.0%	96.4%	97.6%	30.2%	45.3%	92.1%	8.33	61.2%	32.0%	88.0%	60.6%
Families First Network	6.84	95.1%	97.5%	99.6%	22.8%	37.8%	92.8%	7.33	91.0%	81.4%	83.3%	61.0%
Family Integrity Program	4.06	98.5%	97.1%	99.9%	48.7%	62.2%	88.6%	2.87	98.8%	96.4%	66.6%	59.0%
Family Support Services North Fla	6.64	96.6%	96.5%	99.8%	36.9%	62.3%	86.3%	5.70	95.0%	85.5%	100.0%	56.6%
FSS Suncoast	7.3	93.1%	94.6%	97.0%	26.9%	41.8%	93.4%	5.97	66.3%	36.8%	95.3%	61.4%
Heartland For Children	9.74	95.3%	96.8%	99.8%	34.7%	49.4%	92.0%	3.89	96.8%	91.7%	100.0%	58.8%
Kids Central, Inc.	4.16	95.6%	96.6%	99.3%	33.1%	40.5%	86.2%	6.44	85.9%	65.8%	75.0%	65.5%
Kids First of Florida, Inc.	5.38	96.6%	95.6%	95.2%	30.4%	45.9%	90.7%	2.5	91.1%	77.3%	57.1%	68.3%
Northwest Florida Health Network	5.72	95.8%	97.7%	99.6%	30.6%	49.6%	92.3%	4.76	92.5%	88.3%	86.2%	59.6%
Partnership for Strong Families	4.29	96.7%	98.7%	99.9%	23.3%	61.0%	93.8%	4.56	85.8%	71.0%	81.8%	56.5%
Safe Children Coalition	8.69	97.8%	95.1%	99.3%	38.7%	53.8%	92.3%	5.05	93.2%	82.9%	69.2%	66.5%
Statewide	6.91	95.7%	96.5%	98.8%	31.6%	49.0%	90.6%	5.41	87.1%	73.3%	84.1%	61.1%
Red Zone	8.85	92.9%	92.9%	98.9%	36.3%	39.2%	90.8%	4.54	89.9%	89.9%	69.9%	60.0%



Scorecard Measure 4 – Children Seen Every Thirty Days

SM04 - Percent of children under supervision who are required to be seen every 30 days – Target = 99.5%

Scorecard Measure #4 - Children Under Supervision Who Are Seen Every Thirty Days		
Supervision between 09/01/22 - 09/30/22		
Agency	# of Children <u>Not</u> seen in 30 days	% of Children seen timely
CHS	8	99.91%
LSF	1	99.99%
OHU	9	99.83%
Total	18	99.90%
<i>Source: "Children Under Supervision Who Are Seen Every Thirty Days - Report #1144" Data-as-of: 10/02/22</i>		



Monthly Birth Parent Contacts

Target = 70% Mothers and 50% Fathers - seen monthly

Birth Parent Contact Completed 09/01/22 to 09/30/22							
AGENCY	# Moms Required	# Moms Completed	Mom % Completed	# Dads Required	# Dads Completed	Dad % Completed	Combined Average
CHS	195	110	56.4%	129	48	37.2%	46.8%
LSF	207	87	42.0%	150	53	35.3%	38.7%
OHU	165	90	54.5%	114	26	22.8%	38.7%
TOTAL	567	287	50.6%	393	127	32.3%	41.5%

Mother Contact

Green: 70% or above, Yellow: 69% - 60%, Red: 59% or less

Father Contact

Green: 50% or above, Yellow: 49% - 40%, Red: 39% or less

Source: FSFN Data Warehouse – Ad Hoc Report; Data-as-of: 10/03/22



Scorecard Measures 5 & 6 - Children Achieving Permanency

SM05 - Percent of children exiting care to a permanent home within 12 months of entering care – Target = 40.5%

SM06 - Percent of children exiting care to a permanent home for children in care 12-23 months – Target = 43.6%

Reunifications Entered into FSFN: Week of 09/26/22 thru 10/02/22			
Agency	Timely	Un-Timely	Total
CHS		1	1
LSF		2	2
OHU			0
Total	0	3	3

Service Availabilities Service Snapshot of Availability as of 10/04/22	
Youth Villages	Peace River Home-to-Stay
5 – Polk	3 – Polk 0 – Highlands / Hardee

Scorecard Measure #5 - 10/01/20 to 09/30/21 Children Achieving Permanency within 0-12 Mths FY 22-23 - 1st Qtr as of 10/02/22			
Agency	Permanency within 12 mths	Total Children out-of-home care	Percent Timely Reunification
CHS	87	238	36.6%
LSF	87	290	30.0%
OHU	102	256	39.8%
HFC Total	276	784	35.20%

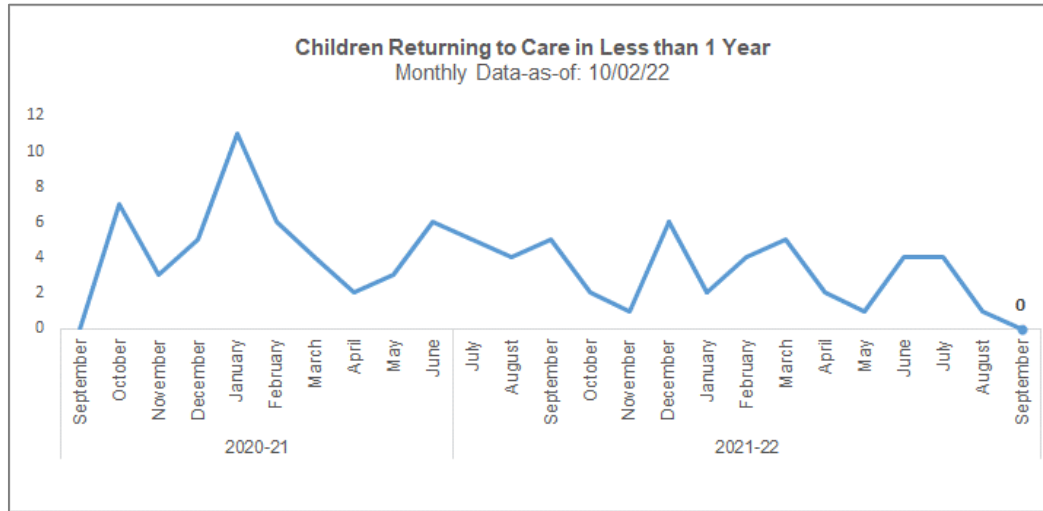
Scorecard Measure #6 - 10/01/21 Children Achieving Permanency within 12-23 Mths FY 22-23 - 1st Qtr as of 10/02/22			
Agency	Permanency within 12-23 mths	Total Children LOS 12-23 mths	Percent Timely Reunification
CHS	46	111	41.4%
LSF	66	137	48.2%
OHU	33	88	37.5%
HFC Total	145	336	43.2%

Percentage to reach Yellow = 36.5%



Children Returning to Care

Number of Children in a Recent Removal Episode Who Have Had a Prior Removal



Removal Episodes for Children with a Prior Removal								
Removals entered into FSFN between 09/26/22 - 10/02/22								
Current Agency	Current Removal Date	Prior Unit	Prior Removal	Prior Discharge	Length of Stay (months)	Length from Prior Discharge (months)	LOR Range	SM07 Cohort
CHS	9/26/2022	141846-CHSFL	10/23/2018	4/30/2021	30	16	1.0 - 2.9 yrs	N

Source: FSFN Data Warehouse Ad Hoc Report, Rpt-as-of: 10/03/22

Prior Weeks' Undiscussed Re-entries								
Removals entered into FSFN between 09/19/22 - 09/25/22								
Current Agency	Current Removal Date	Prior Unit	Prior Removal	Prior Discharge	Length of Stay (months)	Length from Prior Discharge (months)	LOR Range	SM07 Cohort

Source: FSFN Data Warehouse Ad Hoc Report, Rpt-as-of: 09/20/22

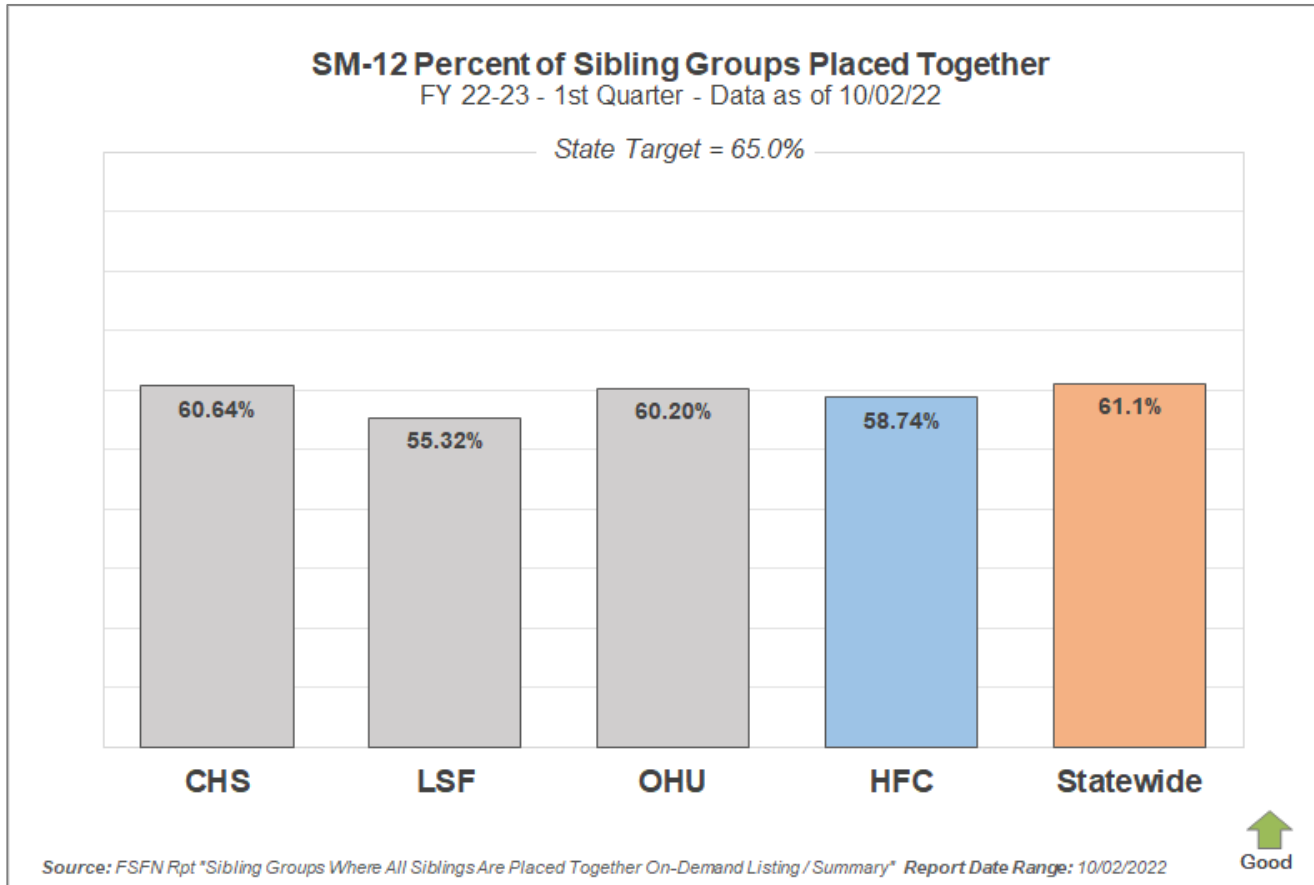


Scorecard Measure 12 – Separated Siblings

SM12 - Percentage of siblings groups in out-of-home care where all siblings are placed together – **Target = 65.0%**

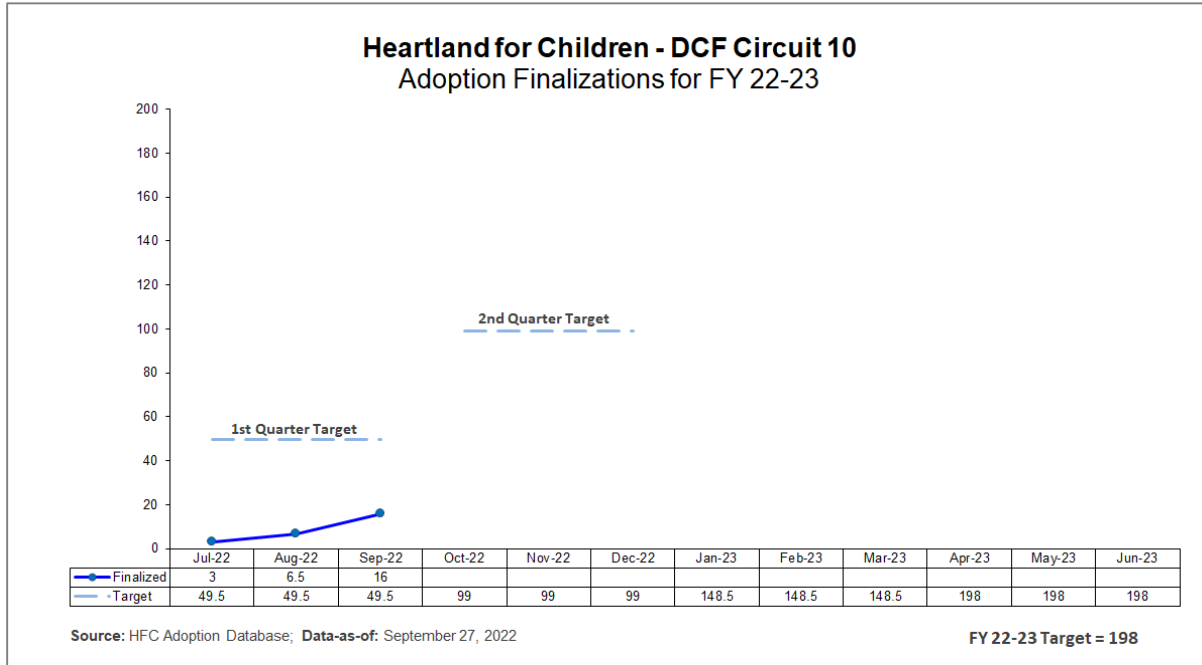
SM12 - Percent of Sibling Groups Placed Together			
Agency	Number of Cases w/ Siblings Together	Total Cases Sibling Groups	Percent of Siblings Placed Together
CHS	57	94	60.64%
LSF	52	94	55.32%
OHU	59	98	60.20%
HFC	168	286	58.74%

Number of sibling groups to achieve SM12 target – 18 Sibling Groups



Adoption Finalizations

Percent of Adoptions Finalized with 24 Months of Removal & Percent of Adoption Goal Met



Upcoming Finalization Dates

October 19, 2022

October 26, 2022

Adoption Finalizations				
FY 22-23 - <u>2nd Quarter</u> as of 10/04/22				
CMO	Subsidy Files Submitted	Finalized Adoptions	Quarter Target	Quarter Target Met
CHS	7	0	29	0.0%
LSF	11	0	25	0.0%
OHU	1	0	31	0.0%
Total	19	0	85	0.0%

Adoption Finalizations			
Total Fiscal Year-to-Date			
Total Finalized	HFC Target	% Met	% w/in 24 Mths
16	198	8.1%	30.0%



Children's Legal Services- Shelter Report

CLS Weekly Shelter Report FY 2022-23 as of October 03, 2022

CLS WEEKLY SHELTER REPORT - FY 2022-2023														22/23	21/22
	JUL	AUG	SEP	OCT	NOV	DEC	JAN	FEB	MAR	APR	MAY	JUN	Totals	Totals	
# of Shelter Hearings															
Polk	29	24	18	2									73	315	
Highlands	5	3	2	0									10	44	
Hardee	0	0	1	0									1	23	
Total	34	27	21	2									84	379	
# Children Removed															
Polk	50	55	29	3									137	551	
Highlands	8	9	7	0									24	71	
Hardee	0	0	5	0									5	43	
Total	58	64	41	3									166	656	
Total Children Denied Shelter															
Polk	0	0	0	0									0	0	
Highlands	0	0	0	0									0	0	
Hardee	0	0	0	0									0	0	
Total	0	0	0	0									0	0	
# Children Placed with Relative															
Polk	28	43	18	1									90	285	
Highlands	5	6	5	0									16	55	
Hardee	0	0	5	0									5	26	
Total	33	49	28	1									111	357	
# Children Placed with Non Relative															
Polk	5	10	4	0									19	80	
Highlands	0	0	2	0									2	6	
Hardee	0	0	0	0									0	3	
Total	5	10	6	0									21	89	
# Children Placed with Fictive Kin															
Polk	1	0	0	0									1	6	
Highlands	0	0	0	0									0	1	
Hardee	0	0	0	0									0	1	
Total	1	0	0	0									1	8	
# Children Placed in Foster Care															
Polk	16	2	7	2									27	180	
Highlands	3	3	0	0									6	11	
Hardee	0	0	0	0									0	11	
Total	19	5	7	2									33	202	

% of Children Sheltered Placed in Foster Care Data as of 10/03/22			
Month	20-21	21-22	22-23
Jul	28.6%	22.1%	32.8%
Aug	21.9%	43.5%	7.8%
Sep	27.3%	28.2%	17.1%
Oct	22.4%	28.9%	66.7%
Nov	20.4%	36.8%	
Dec	24.5%	19.4%	
Jan	25.0%	48.8%	
Feb	20.5%	15.6%	
Mar	21.7%	47.2%	
Apr	17.5%	26.9%	
May	23.4%	27.5%	
Jun	38.5%	32.4%	
FY Total	24.9%	30.8%	19.9%

Shelter Count for the Week of September 27 - October 03, 2022			
	Polk	Highlands	Hardee
Shelters	5	0	0
Children Removed	9	0	0
Placed w/ a Relative	6	0	0
Placed w/a Non-Rel	1	0	0
Placed w/a Fictive Kin	0	0	0
Placed in Foster Care	2	0	0



Case Transfer Staffing Data

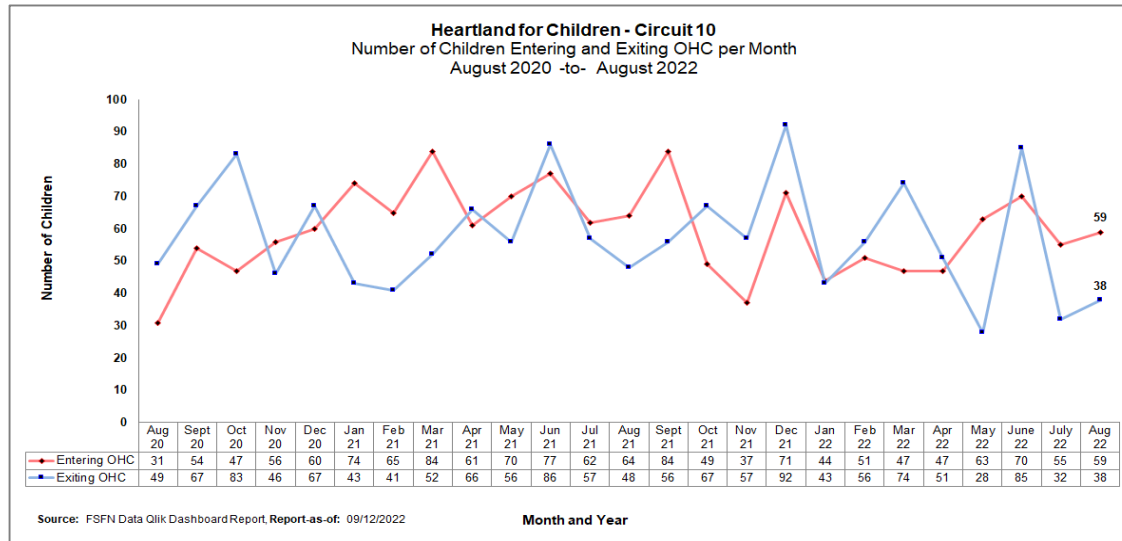
Case Transfer Data For Fiscal Year July 1, 2022 – June 30, 2023 - Data as of 10/03/22

	JUL	AUG	SEP	OCT	NOV	DEC	JAN	FEB	MAR	APR	MAY	JUN	22-23 Totals	21-22 Totals
Number of Children														
CHS	32	32	19										83	358
LSF	31	34	20										85	355
OHU Polk	12	18	13										43	147
One Hope	37	49	35										121	503
Total	112	133	87										332	1363
Out of Home Care														
CHS	19	19	16										54	200
LSF	17	15	15										47	188
OHU Polk	8	9	12										29	103
One Hope	12	8	12										32	113
Total	56	51	55										162	604
In - Home Judicial														
CHS	5	0	0										5	4
LSF	2	1	0										3	16
OHU Polk	0	0	0										0	2
One Hope	0	2	0										2	6
Total	7	3	0										10	28

	JUL	AUG	SEP	OCT	NOV	DEC	JAN	FEB	MAR	APR	MAY	JUN	22-23 Totals	21-22 Totals
Non-Judicial In - Home Services														
CHS	6	8	3										17	116
LSF	10	10	5										25	95
OHU Polk	4	9	1										14	31
One Hope	3	3	0										6	35
Total	23	30	9										62	277
OCS / ICPC Courtesy Supervision														
CHS	0	0	0										0	0
LSF	0	0	0										0	0
OHU Polk	0	0	0										0	0
One Hope	22	29	23										74	338
Total	22	29	23										74	338
Reinstatement of Protective Services Supervision (Notice of Hearings)														
CHS	0	3	0										3	17
LSF	0	6	0										6	46
OHU Polk	0	0	0										0	2
One Hope	0	4	0										4	0
Total	0	13	0										13	65

Children Entering & Exiting Care

Number of Children Entering and Exiting Out-of-Home Care per Month





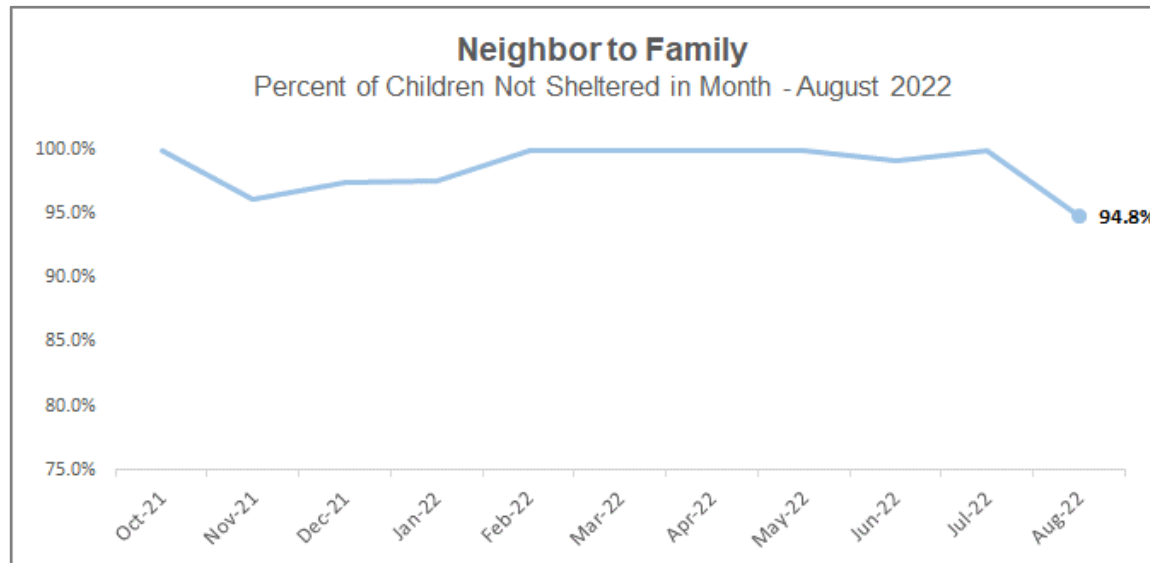
Neighbor to Family – Weekly & Monthly Census

22-23 Fiscal Year to Month - Percentage of Children Not Sheltered: **97.1%**

"Very good communication."

- NTF Parent Satisfaction Survey– Q: What we are doing well?

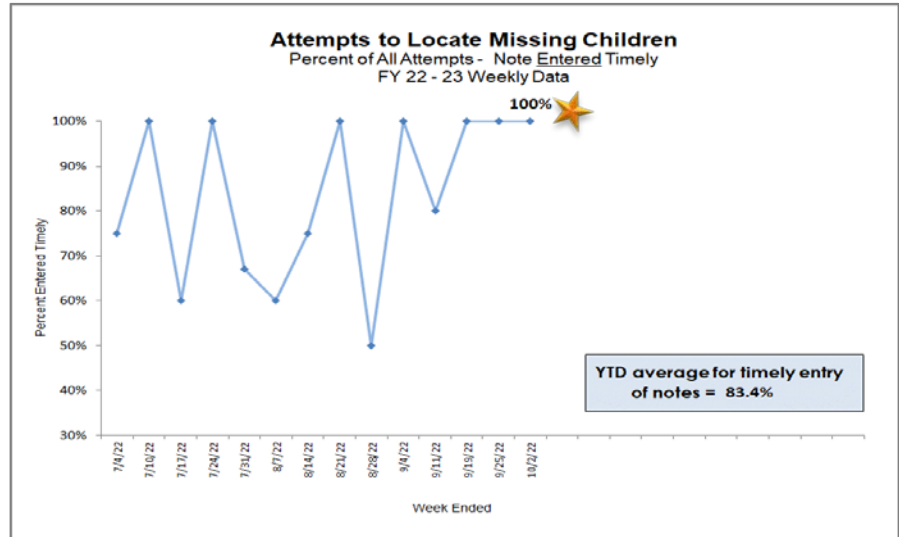
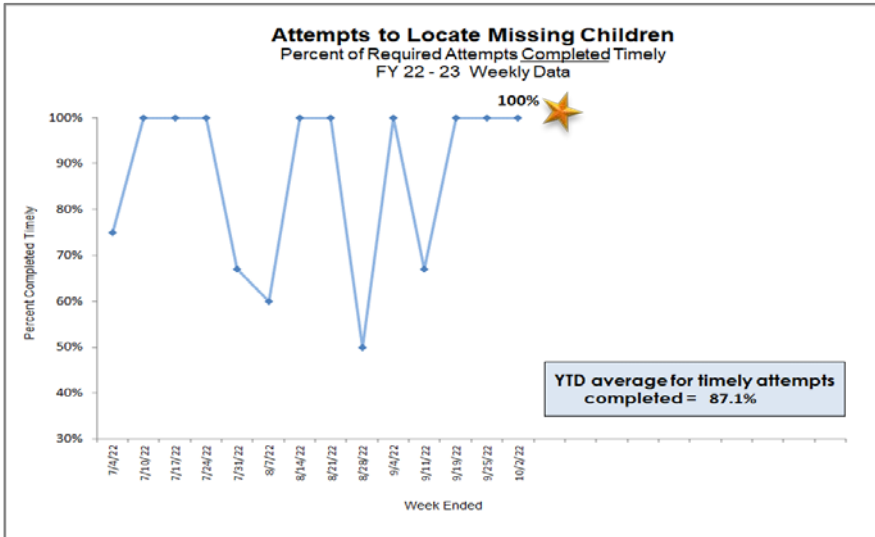
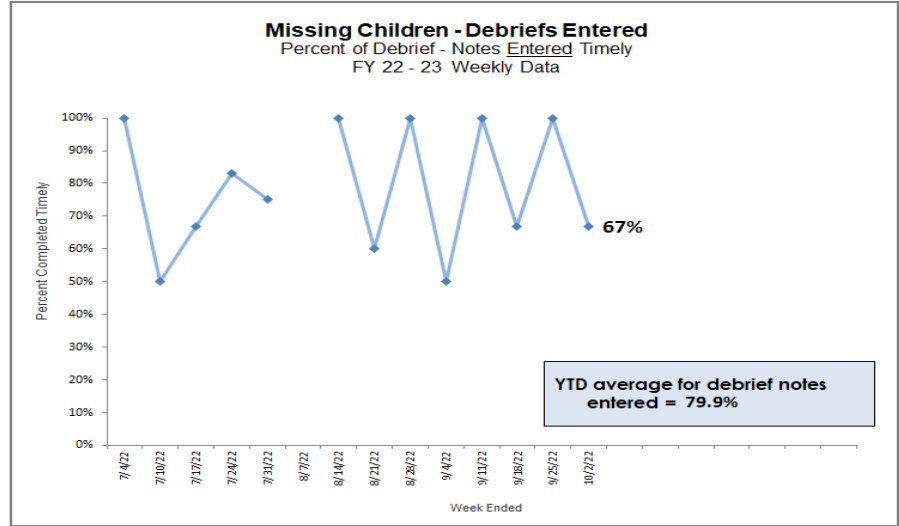
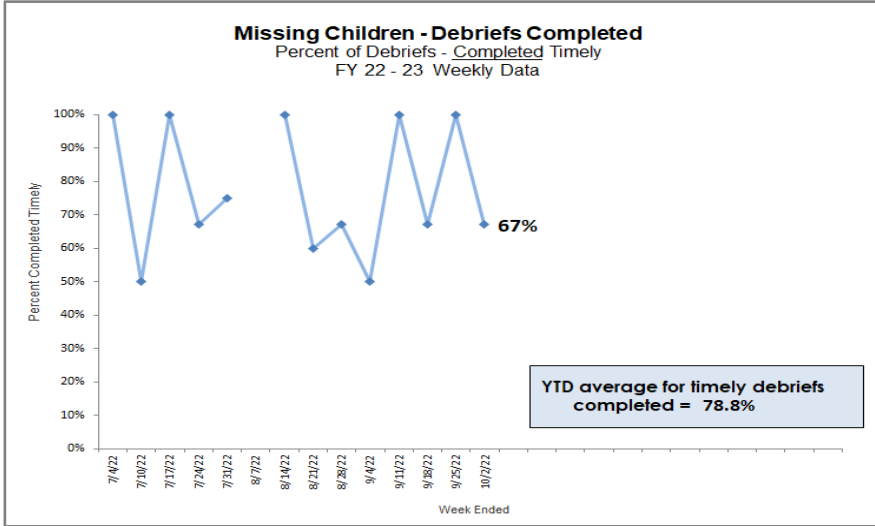
Neighbor To Family - Weekly Census Numbers		
Weekly Data 09/27/22 through 10/03/22		
Referral Type	Number of Families	Number of Children
CPI - Safety Management	0	0
CPI - Family Support	12	25
Specialized - Family Support	8	20
Prevention - Comm. Referral	29	57
Special Conditions Report	3	4
Nurturing Parenting	18	23
NTF - Total Services	70	129



Missing Children

HFC – DCF Circuit 10 Missing Youth Data as of Reporting Date

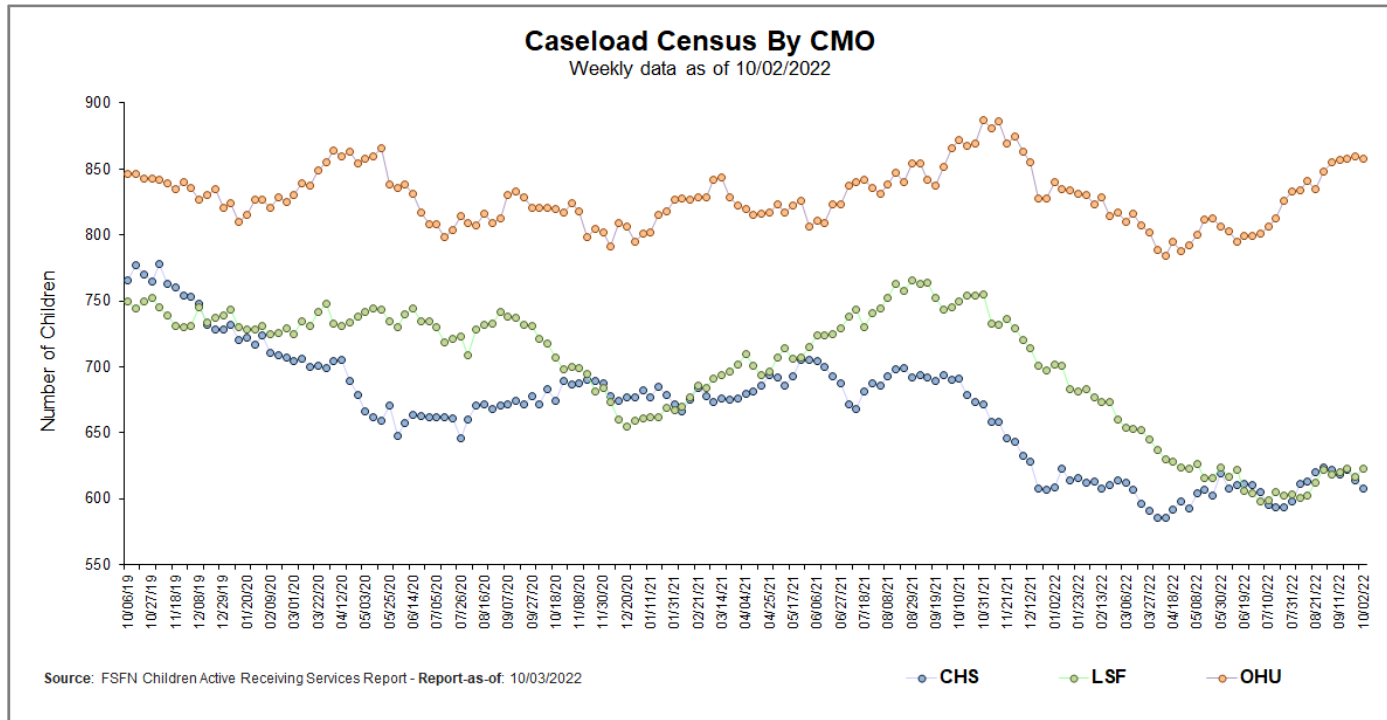
Weekly Data - Week ending 10/02/2022					
	Current Missing	Late Reports	Late ATL	Recoveries	Late Debriefs
CHS	2	0	0	0	0
LSF	2	0	0	1	0
OHU	2	0	0	2	1
CPI	0	0	0	0	0
Total	6	0	0	3	1



Caseload Census Information

CBC Services Weekly Caseloads By CMO

Number of Children by CMO Last 6 Reporting Periods						
Agency	8/28/2022	9/5/2022	9/11/2022	9/18/2022	9/25/2022	10/2/2022
CHS	624	622	618	622	614	608
LSF	622	618	620	623	617	623
OHU	848	855	857	858	860	858
HFC Total	2094	2095	2095	2103	2091	2089



Caseload Census by Case Manager and Organization Data as of 10/02/2022

Caseload of 1 - 5 Children		
CMO	Case Workers	#
LSF	Harris, Stacy	5
CHS	Telleria, Jelitza	5
OHU	Metelus, Getro	4
LSF	Nail, Demetria	3
OHU	Meinke, Danielle	3
LSF	Hettmansperger, Katelin	2
LSF	Taylor, Patience	2
LSF	Ellis, Darren	1
LSF	Williams, Carlise	1
OHU	Mendez, Natalie	1
CHS	Harrison, Ammara	1

Caseload of 16 - 24 Children		
CMO	Case Workers	#
OHU	Violette, Patricia	24
OHU	Mullis, Felicia	24
OHU	Kinney, Deborah	23
LSF	Renfro, Andrew	22
OHU	Thompson, Wyshana	21
OHU	Southall, Akeva	21
OHU	Wall, Tasha	20
OHU	Dedrick, Dawn	19
LSF	Pamphile, Emmanuella	19
OHU	Bailon, Margarita	19
OHU	Reid, Jemima	18
CHS	Austin, Aiyana	18
OHU	Nettles, Markisha	18
LSF	Ramnaugh, Shan	18
OHU	Santos, Frances	17
CHS	Mcbride, Hannah	17
OHU	Brutus, Marie	17
CHS	Dawes, Dominique	16

Caseload of 30+ Children		
CMO	Case Workers	#
OHU*	Gonzalez, Jesus	51
OHU*	Smith, Lorie	49
CHS	Mcphail, Allissa	49
OHU*	Simmons, Shannon	45
LSF	Lucas, Winola	43
OHU*	Washington, Woodrica	42
OHU*	Fuentes, Norma	41
CHS	Luebke, Nicole	41
CHS	Palmieri, Nicole	40
CHS	Fort, Angela	40
CHS	Williamson, Abigail	39
CHS	Hiers, Katherine	38
OHU*	Villegas, Anna	38
CHS	Luskey, Taylor	37
LSF	Pierce, Pamela	36
LSF	Bickel, Sherry	35
LSF	Coleman, Tangela	35
LSF	Morris, Alundrea	34
CHS	Sisk, Sarah	34
OHU	Kohn, Ludessa	33
CHS	Anglin, Latoya	33
CHS	Bain, Claire	33
LSF	Lynch, Rodina	31
LSF	Louis, Rachelle	30

Transition Age Youth - Young Adults		
CMO	Case Workers	#
CHS	Nieves, Carlos	28
LSF	Peralta, Joshua	27
OHU	Vazquez, Roger	21
OHU	Sandbrook, Mary	3
CHS	Humber, John	3

Caseload of 6 - 15 Children		
CMO	Case Workers	#
OHU	Cole, Julianna	14
OHU	Cuevas, Rubita	14
CHS	Sackey, Rashayla	14
CHS	Dean, Elaina	14
OHU	Willix, Amensha	13
LSF	Bon-Fiol, Nikol	13
LSF	Evans, Mikayla	13
LSF	Burciaga, Cristina	13
CHS	Whiting, Kari	12
OHU	Pizarro, Frances	12
OHU	Daniel, Peyton	12
OHU	Colon, Lisette	12
OHU	Nizamoff, Tori	11
OHU	Claffey, Alexandra	11
LSF	Wilkins, Shequanna	11
OHU	Findley, Angela	9
CHS	Dyer, Charlsey	9
CHS	Saimplice, Sherby	9
CHS	Harris, Tequila	8
CHS	Clarke, Sabrina	8
CHS	Denmark, Sandi	7
LSF	Dawson, Octavia	7
LSF	Londono, Reina	7
CHS	Campbell, Elaine	7
LSF	Normanyo, Belinda	6

Caseload of 25 - 29 Children		
CMO	Case Workers	#
LSF	Davis, Katelyn	28
OHU	Cleveland, Tammy	28
LSF	McNulty, Andria	28
LSF	Cruz, Veronica	28
LSF	Lott, Carla	28
LSF	Boatwright, Tamora	28
OHU	Bello, Bianca	27
LSF	Bannon, Clervia	27
OHU	Mccoy, Ariana	27
OHU	Willis, Markeisha	25
OHU	Johnson, Randi	25
LSF	Willingham, Jadashia	25

Unit Supervisors Carrying Cases		
CMO	Case Workers	#
CHS	Cortes, Jennifer	10
OHU	Shackleford, India	9
CHS	Beltz, Nicole	9
CHS	Mccalebb, Phalan	6
CHS	Owens, Sheltanya	5
OHU	Newton, Kimberly	5
OHU	Followell, Amanda	4
OHU	Gadson, Berlendah	3
CHS	Butler, Haveria	1
OHU	Beach-Solimo, Amber	1

Adoption Specialist (Non-ICPC Cases)		
CMO	Case Workers	#
OHU	Mendez, Natalie	24
LSF	Collins, Sara	7
LSF	Hampton, Sharday	7

FTC Facilitators Carrying Cases		
CMO	Case Workers	#
CHS	Mills, Clyatt	9
CHS	Cruz, Cheyleen	8
LSF	Porter, Ineisha	3

All CHS case managers are supported by Case-Aim support. On average a Case-Aim supported case compares to 1.33 regular cases (i.e., 20 cases with Case-Aim approx. equals 15 cases without Case-Aim support).

*These OHU case managers contain caseloads that are over 60% OCS cases. On average an OCS case compares to 1.54 regular cases (i.e., 20 OCS cases approx. equals 13 regular cases).

Caseload Census Information

Case Manager Caseload Breakdown by Agency – Data as of 10/02/2022

Count of Case Managers Within a Caseload Range							
CMO	1-5 Children in Caseload	6-15 Children in Caseload	16-24 Children in Caseload	25-29 Children in Caseload	30+ Children in Caseload	Total Case Managers*	Avg # of Children per CM
CHS	2	9	3	0	10	24	25.3
LSF	6	7	3	7	7	30	20.8
OHU	3	9	12	5	7	36	23.8
# of CMs	11	25	18	12	24	90	23.2

Percent of Case Managers That Are at or Under the National Caseload Standard of 15			
CMO	# Case Managers	# with Caseload at 15 or lower	Percent at 15 or lower
CHS	24	11	45.8%
LSF	30	13	43.3%
OHU	36	12	33.3%
HFC	90	36	40.0%

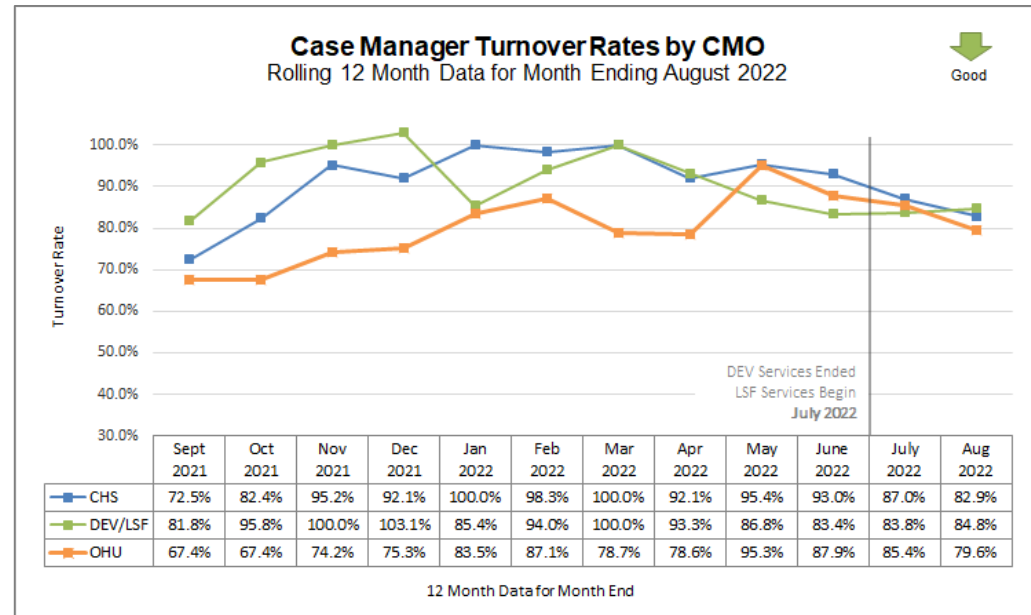
* Data Excludes Unit Supervisors, Non-ICPC Adoption, FTC Facilitators, IL CMs & Resigned CMs Count

Case Management Organization Turnover

12 Month Case Manager Turnover Rates by Agency

Employee Turnover Rates By CMO 12 Month Data for Month Ended August 2022		
CMO	Case Manager	Case Manager Supervisor
CHS	82.9%	75.0%
DEV/LSF*	84.8%	32.0%
OHU	79.6%	76.2%

* 7/2/22 - Transition from Devereux to Lutheran Services Florida; the 12-months required for a "Rolling Year Total" is a combined performance.



Healthcare Information

Data Entered Into FSFN for Children in Out-of-Home Care

Health Information in FSFN for Children in OHC as of 10/02/22						
Agency	# of Children in OHC	% With a Medical Record in FSFN	% With Medical Service in last 12 Months	% With Dental Service in Last 7 months	% with Immunizations Up to Date	Overall Performance
CHS	422	100.0%	99.1%	95.0%	96.4%	96.8%
LSF	420	100.0%	97.1%	83.6%	99.3%	93.4%
OHU	392	100.0%	97.2%	92.3%	94.9%	94.8%
HFC	1234	100.0%	97.8%	90.2%	96.9%	95.0%

Source: FSFN report "Healthcare Service Information for Children in Out-of-home Care Daily Listing - OCWDRU"




Health Information in FSFN as of 10/02/22				
Agency	# of Missing Medical Records	# of Medical Appointments Needing Update	# of Dental Appointments Needing Update	# of Immunization Needing Update
CHS	0	4	13	15
LSF	0	12	45	3
OHU	0	11	19	20
Total	0	27	77	38


Source: "Healthcare Service Information for OHC - Daily Listing - OCWDRU"

Scorecard Measures 9 & 10 - Children Receiving Healthcare Services

SM 9 - Percent of children in out-of-home care who have received medical services in the last 12 months – Target = 95.0%

SM 10 - Percent of children in out-of-home care who have received dental services in the last 7 months – Target = 95.0%

Scorecard Measure #9 - 09/30/22 (snapshot) Children Receiving Medical Services Within Last 12 Mths FY 22-23 - 1st Qtr as of 10/02/22			
Agency	Appointment within last 12 mths	Total Children out-of-home care	Percent Medical Services Received
CHS	418	422	99.1% 
LSF	409	420	97.4% 
OHU	381	392	97.2% 
Total	1208	1234	97.9%

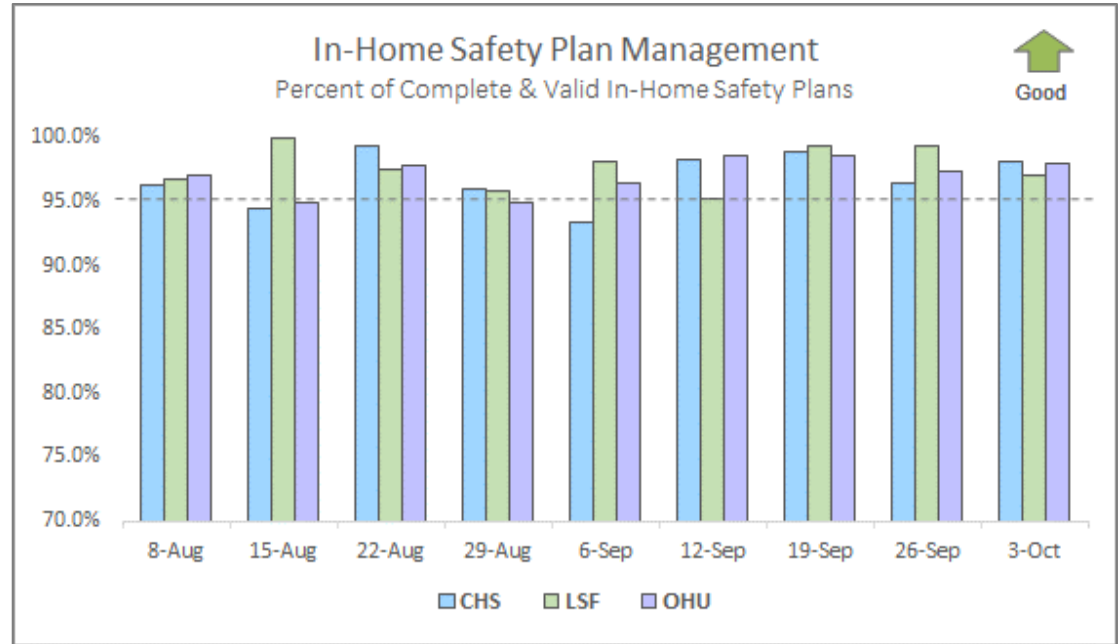
Scorecard Measure #10 - 09/30/22 (snapshot) Children Receiving Dental Services Within Last 7 Mths FY 22-23 - 1st Qtr as of 10/02/22			
Agency	Appointment within last 7 mths	Total Children out-of-home care	Percent Dental Services Received
CHS	252	262	96.1% 
LSF	232	275	84.4%
OHU	228	246	92.7%
Total	712	783	90.9%



In-Home Safety Plan Management

Percent of Completed In-Home Safety Plans under 180 Effective Days – Target: **95.0%**

In-Home Safety Plan Management				
Percent of <u>Completed</u> In-Home Safety Plans under 180 <u>Effective</u> Days				
Agency	No -or- Expired Safety Plans	Complete & Valid Safety Plans	Total Required Safety Plans	Percentage Complete
CHS	3	156	159	98.1% ★
LSF	5	166	171	97.1% ★
OHU	3	144	147	98.0% ★
HFC Total*	11	466	477	97.69%



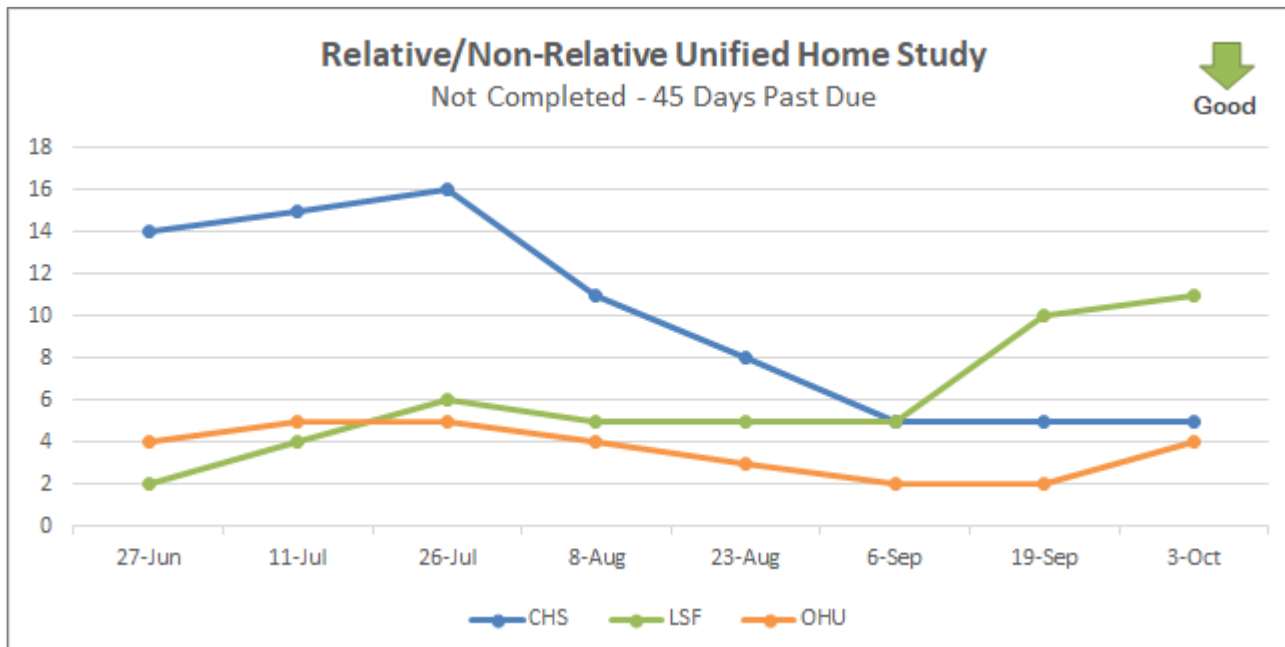
Source: FSN Report "Case Management Safety Management Listing", Report-as-of: 10/03/22



Unified Home Studies – Approval Status

Cases with a Pending or No UHS – 45+ Days Past Due; **Data-as-of:** 10/03/22

Relative / Non-Relative Unified Home Study Approval Status			
45 Days since Case Transfer - Past Due			
Agency	# of UHS	Status - Pending	Status - No UHS
CHS	5	4	1
LSF	11	2	9
OHU	4	4	0
Total	20	10	10





Data Exceptions: Placements

Placement Exceptions by Number of Weeks on List Data-as-of: 10/02/22				
Agency	Greater than 2 weeks	1 - 2 weeks	Less than 1 week	Grand Total
CHS			1	1
LSF				0
OHU				0
CPI		3	6	9
NTF		1		1
SCARF				0
Total	0	4	7	11

Placement Exceptions Totaled By Agency Last 6 Reporting Periods						
Agency	8/28/2022	9/5/2022	9/11/2022	9/18/2022	9/25/2022	10/2/2022
CHS	2	0	1	0	0	1
LSF	0	0	0	2	0	0
OHU	0	0	0	0	0	0
CPI	31	33	5	17	12	9
NTF	0	0	0	0	1	1
SCARF	0	0	0	0	0	0
Total	33	33	6	19	13	11

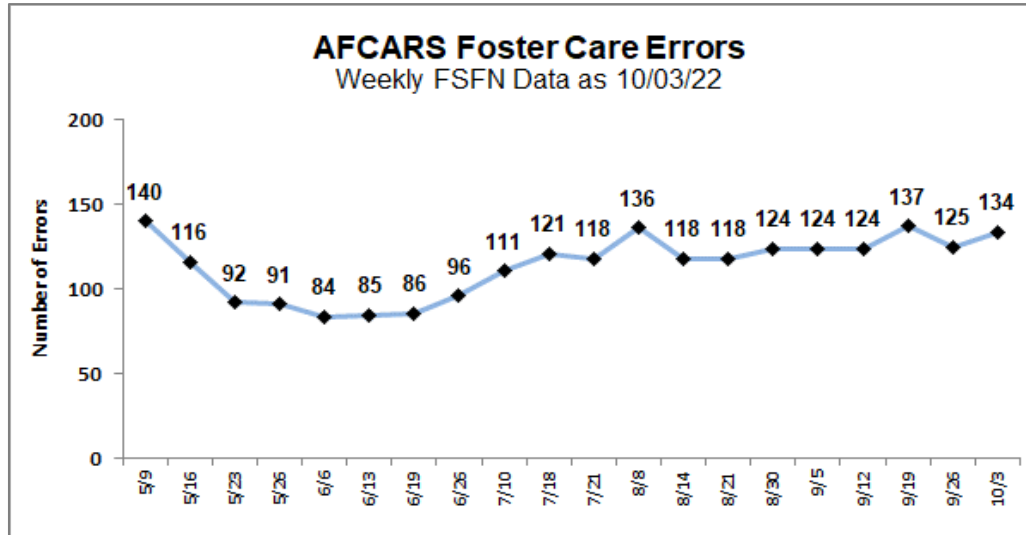
Child Placement Agreement – Current Errors

Child Placement Agreement Errors Data as of 10/03/2022					
Agency	New CPA Needed	Need to Upload Signed Agreement	Need Supervisor Approval	Need to Close CPA	Total
CHS		1			1
LSF					0 
OHU					0 
Total	0	1	0	0	1



Data Exceptions: AFCARS

Data for Reporting Period: 04/01/22 – 09/30/22



AFCARS Foster Care Report							
Agency	Child Info	Provider	Legal	Mother Married	Transition Errors	Cannot Correct	Total
CHS		2	12		29	4	47
LSF			6		33	3	42
OHU			6		26	5	37
CPI		8					8
Total	0	10	24	0	88	12	134

Source : FSN AFCARS Foster Error Report & OCWRDU Rpt-as-of: 10/04/22



Family Functioning Assessment – Methodology Cases

Timeliness of FFA “Approval” on Methodology Cases, Data-as-of: 10/02/22

FFA-Ongoing Approval & Case Transfer Staffing Date Clean-up Report Compliance tracking for cases entering care with a methodology requirement				
Agency	Not Approved (30+ days)	New Child CTS (w/ active Approval)	New FFA-O Needed (w/ prior Approval)	Incorrect Approval (w/ active Approval)
CHS			2	
LSF				
OHU			1	
HFC TOTAL	0	0	3	0

CMO Contract Measure 11 – 1st Quarter

Percent of Active Methodology Cases with an Approved FFA-O Data as of 10/02/22				
Agency	Not Approved	Approved	Grand Total	Percent Approved
CHS	8	305	313	97.4%
LSF	9	306	315	97.1%
OHU	9	250	259	96.5%
HFC Total	26	861	887	97.1%

Percentage of Family Functioning Assessments Approved within 30 days of Case Transfer Staffing 1st Quarter-to-Date as of 10/02/22			
Agency	Timely (< 30 Days)	FFA Approvals (1st Qtr)	Completed Timely
CHS	38	39	97.4% ★
LSF	42	45	93.3%
OHU	34	37	91.9%
HFC TOTAL	114	121	94.2%

FY 22-23 Target = 95% or higher



AWARENESS FOR OCTOBER

October: Safe Sleep Awareness Month,
Domestic Violence Awareness Month,
National Principal's Month

11th/12th/13th – End of 1st 9 week grading period

31st – Halloween

HEALTH RESOURCES

For more COVID information specific to Florida, go to floridahealthcovid19.gov

Call Center is available 24/7
(866) 779-6121 or email
COVID-19@flhealth.gov.

For more vaccine information go to
<https://floridahealthcovid19.gov/covid-19-vaccines-in-florida/>

SAFETY RESOURCES

Internet Safety and Tips

NetSmartz Home
[missingkids.org](https://www.missingkids.org)

Safe Sleep
https://www.ounce.org/safe_sleep.html

Swim Safety Tips
mousercontent.com

COMMUNITY RESOURCES

Housing and Utility Assistance

www.ourflorida.com

OUR Florida provides renters who qualify with relief on unpaid bills.

- Do you rent your home?
- Did you lose your job or wages due to COVID-19?
- Are you behind on your rent or facing eviction?
- Did you receive a shutoff notice from your utility?
YOU MAY BE ELIGIBLE FOR HELP WITH RENT AND UTILITIES BILLS.

United Way's 211

Call 211

Getting free confidential help for needs such as food, housing, employment, utilities, mental health and much more is just a text, call, or click away.

Echo Ministries

Help provide tangible needs to children in foster, adoptive, relative and non-relative care.

To Donate: ECHO Distribution Center every Wednesday between 9am to noon at 3625 Century Blvd Unit 1A, Lakeland, FL.

[ECHO Ministries Florida- Foster Care Ministry- Central FL & Beyond](#)

Find Help (Previously Aunt Bertha)

<https://www.findhelp.org/>

Find local resources for food, health, housing, employment programs & other community resources in seconds.

Circuit 10 Children's Mental & Behavioral Health Resources

<https://sites.google.com/view/floridac10/mhbhresources/home>

On this site you will find:

- o Heartland for Children's Parent Portal
- o MyFloridaMyFamily Community Services
- o Florida Mobile Response Team- 24/7 Crisis Assistance
- o Florida Statewide Medicaid Managed Care
- o Florida Association of Christian Child Caring Agencies
- o Florida Network Short-term Residential Programs
- o Center for Autism Related Disabilities (CARD)
- o National Alliance on Mental Illness
- o Post Adoption Support
- o Zebra Coalition
- o Central FL Behavioral Health Network
- o Hope Florida – A Pathway to Prosperity

Food Distribution Schedule

Polk, Highlands and Hardee Counties
Food Distribution Sites

<https://uwcf.org/initiatives/endhunger/schedule/>

Healthy Families Florida

Family support and coaching program that helps parents provide the safe and stable environments children need for healthy growth and development.

[Healthy Families Florida - Find a Local Project \(healthyfamiliesfla.org\)](https://healthyfamiliesfla.org)

HFC EVENTS

Rudolph Round-Up

- Host a toy drive
- Make a Monetary Donation
- Purchase from Rudolph Toy Registry
<https://heartlandforchildren.org/rudolph>

HFC's "Let's Talk About it" Podcast

where we provide education and resources for family matters in Polk, Highlands and Hardee Counties
[Apple Podcasts](#) / [Anchor](#) / [Spotify](#) / [YouTube](#)

Hurricane Resources and Relief

Recovery resources and emergency updates for Polk, Highlands, and Hardee County
<https://heartlandforchildren.org/hurricanerelief>



POLK COUNTY

Projecthoco of Polk County

FREE Dresses and Suits for Homecoming
Store Dates: Oct-1,8 and 22
Time: 11am – 4:00pm
3800 US 98 N Lakeland, FL
Questions: (863) 802-0777

Pace Center for Girls

Mission: Pace provides girls and young women an opportunity for a better future through education, counseling, training and advocacy.
Currently Accepting Student Application:

Contact: Jesilynn.Pfeffer@pacecenter.org
(863) 688-5596 Ext. 5516

FREE Health Services

Polk HealthCare Plan and the Florida Department of Health partner to provide free health services to members of the community and provide Polk HealthCare Plan education and enrollment assistance.

[August Health Services Events](#)

Jack-o Lantern Jamboree

Simmers Young Park
339 American Spirit Rd. Winter Haven, FL
Saturday, October 15th, 2022
12pm-4pm
Entrance: \$5/pp – Children under 2 are free
Cash Only
2pm Costume Contest
More Information: (863) 534-6911

HIGHLANDS COUNTY

Champion for Children

Provides child abuse and neglect prevention programs and early-intervention services to children and families in Highlands County.

419 East Center Avenue
Sebring, FL 33870
Office: (863) 382-2905

<https://www.championforchildren.org/>

Children's Museum of the Highlands

Hands on Learning for Ages 1-12
Cost: \$8/per person (ages 1+) for all day play.
219 N Ridgewood Dr.
Sebring, Florida
(863) 451-5385
(contact museum for updated hours)

Sebring Rundown

Highlands County Fall Festivals
[Fall Festivals – Sebring Rundown](#)

HARDEE COUNTY

Hardee Help Center

A Christ-centered community service organization bringing hope & healing to Hardee County families in difficult seasons of life.

713 E Bay Street Wauchula, FL 33873
info@hardeehelpcenter.com
Tel: 863-773-0034

Main Street Wauchula Fall Festival

October 29th 4pm-7pm
Costume Competition at 5:30pm
Heritage Park
209 W. Main Street
Wauchula, FL 33873

Visit Hardee

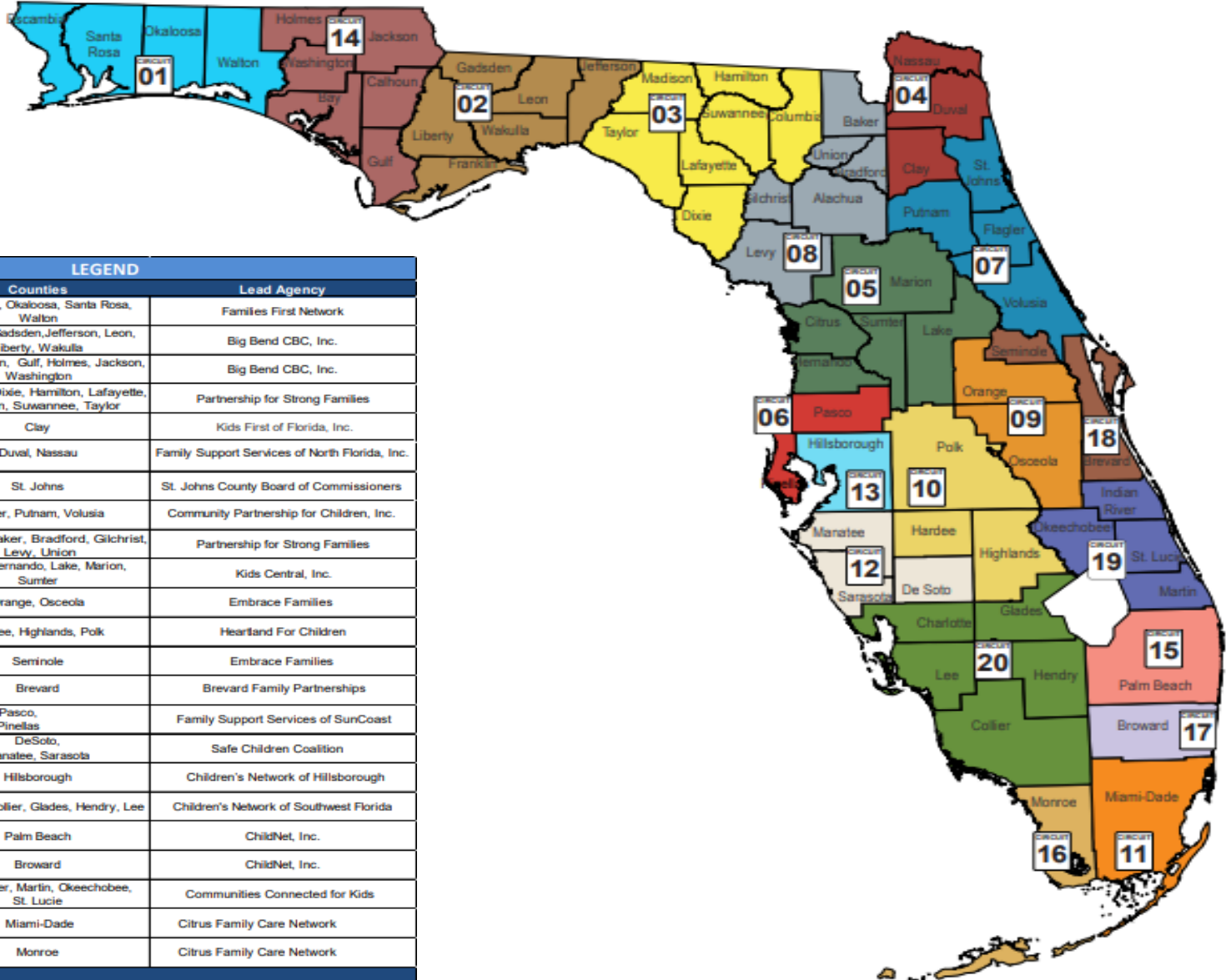
Website for upcoming events, community Updates and resources
[Events – VISIT HARDEE](#)



For additional resources and county events, check out our most recent Parent's Corner Newsletter.



Community Based Care Lead Agency Map



LEGEND			
Circuit	Region	Counties	Lead Agency
1	Northwest	Escambia, Okaloosa, Santa Rosa, Walton	Families First Network
2		Franklin, Gadsden, Jefferson, Leon, Liberty, Wakulla	Big Bend CBC, Inc.
14		Bay, Calhoun, Gulf, Holmes, Jackson, Washington	Big Bend CBC, Inc.
3	Northeast	Columbia, Dixie, Hamilton, Lafayette, Madison, Suwannee, Taylor	Partnership for Strong Families
4		Clay	Kids First of Florida, Inc.
4		Duval, Nassau	Family Support Services of North Florida, Inc.
7		St. Johns	St. Johns County Board of Commissioners
7		Flagler, Putnam, Volusia	Community Partnership for Children, Inc.
8	Central	Alachua, Baker, Bradford, Gilchrist, Levy, Union	Partnership for Strong Families
5		Citrus, Hernando, Lake, Marion, Sumter	Kids Central, Inc.
9		Orange, Osceola	Embrace Families
10		Hardee, Highlands, Polk	Hearthand For Children
18		Seminole	Embrace Families
18		Brevard	Brevard Family Partnerships
6	SunCoast	Pasco, Pinellas	Family Support Services of SunCoast
12		DeSoto, Manatee, Sarasota	Safe Children Coalition
13		Hillsborough	Children's Network of Hillsborough
20		Charlotte, Collier, Glades, Hendry, Lee	Children's Network of Southwest Florida
15	Southeast	Palm Beach	ChildNet, Inc.
17		Broward	ChildNet, Inc.
19		Indian River, Martin, Okeechobee, St. Lucie	Communities Connected for Kids
11	Southern	Miami-Dade	Citrus Family Care Network
16		Monroe	Citrus Family Care Network

