

Performance & Quality Improvement (PQI) Report

Data for week ended Sunday, May 19, 2024



Mission

Improving safety, permanency and well-being for all children in Polk, Highlands, and Hardee Counties

Vision

To eliminate child abuse and neglect in Polk, Highlands, and Hardee Counties



Community Based Care Lead Agency Scorecard

FY 23-24, Quarter 3 Performance

| CBC Lead Agency Scorecard Performance Table | Safety | | | | Permanency | | | | Well-Being | | | |
|---|---|---|--|---|--|--|---|--|---|---|---|---|
| Measures | 1. Rate of Abuse per 100,000 days while in foster care. | 2. Percent of children who are not neglected or abused during in-home services. | 3. Children who are not neglected or abused after closure of services. | 4. Children under supervision who are seen every 30 days. | 5. Children exiting foster care to a permanent home within 12 months of entering care. | 6. Children achieving permanency in 12 months for children in foster care 12 to 23 months. | 7. Children who do not re-enter foster care within 12 months of moving to a permanent home. | 8. Children's placement moves per 1,000 days in foster care. | 9. Children in out-of-home care who have received medical services in the last 12 months. | 10. Children in out-of-home care who received dental services within the last 7 months. | 11. Young adults in foster care at age 18 that have completed or are enrolled in secondary education. | 12. Children placed with all of their siblings who are in out of home care. |
| Quarterly Scheduled FSN Listing Report # | 1272 | 1156 | 1157 | 1158 | 1159 | 1160 | 1162 | 1161 | 1163 | 1164 | 1165 | 1166 |
| Standard | 8.5 | 95.0% | 95.0% | 99.5% | 40.5% | 43.6% | 91.7% | 4.12 | 95.0% | 95.0% | 80.0% | 65.0% |
| Reporting Period | 01/01/23 to 12/31/23 | 01/01/23 to 12/31/23 | 07/01/22 to 06/30/23 | 04/01/23 to 03/31/24 | 04/01/22 to 03/31/23 | 04/01/23 | 04/01/21 to 03/31/22 | 04/01/23 to 03/31/24 | 03/31/24 | 03/31/24 | 04/01/23 to 03/31/24 | 03/31/24 |
| Brevard Family Partnership | 10.22 | 94.13% | 95.36% | 99.71% | 27.49% | 53.41% | 90.32% | 5.72 | 95.41% | 91.26% | 79.17% | 57.58% |
| ChildNet-Broward | 8.49 | 94.63% | 99.00% | 99.79% | 32.99% | 49.19% | 91.58% | 4.45 | 97.12% | 91.73% | 70.00% | 64.79% |
| ChildNet-Palm Beach | 7.77 | 96.21% | 95.77% | 99.65% | 35.65% | 56.07% | 93.14% | 4.15 | 95.29% | 89.28% | 88.37% | 65.32% |
| Childrens Network of SW Florida | 3.55 | 98.06% | 97.44% | 99.82% | 35.24% | 66.56% | 94.49% | 5.50 | 98.25% | 97.94% | 95.12% | 58.45% |
| Childrens Network-Hillsborough | 7.15 | 97.36% | 96.27% | 99.45% | 19.48% | 36.03% | 89.41% | 7.36 | 96.38% | 87.53% | 70.18% | 54.57% |
| Citrus Health Network | 6.85 | 96.06% | 98.98% | 99.60% | 24.38% | 51.51% | 92.50% | 4.62 | 97.43% | 96.99% | 90.24% | 60.63% |
| Communities Connected for Kids | 11.73 | 95.00% | 96.67% | 99.90% | 35.51% | 58.27% | 91.11% | 4.18 | 97.57% | 96.10% | 70.00% | 67.89% |
| Community Partnership for Children | 7.60 | 96.94% | 96.73% | 99.93% | 27.02% | 45.95% | 82.05% | 3.94 | 97.58% | 92.31% | 78.57% | 54.61% |
| Embrace Families | 9.70 | 95.07% | 97.78% | 98.89% | 24.01% | 37.29% | 88.67% | 5.05 | 87.76% | 69.44% | 81.97% | 55.34% |
| Family Integrity Program | 8.83 | 97.37% | 99.07% | 99.87% | 25.71% | 65.22% | 80.00% | 3.74 | 98.08% | 100.00% | 71.43% | 28.57% |
| Family Support Services of North Fla | 6.83 | 96.83% | 96.10% | 99.72% | 21.59% | 49.42% | 95.58% | 5.49 | 96.10% | 87.06% | 93.02% | 54.39% |
| FSS Suncoast | 6.00 | 96.97% | 97.76% | 99.61% | 29.17% | 48.48% | 89.72% | 5.96 | 86.96% | 64.81% | 56.90% | 59.12% |
| Heartland for Children | 7.75 | 94.96% | 97.49% | 99.77% | 34.19% | 45.86% | 90.21% | 2.88 | 98.49% | 94.09% | 86.05% | 59.32% |
| Kids Central, Inc. | 5.09 | 96.28% | 97.90% | 97.38% | 27.14% | 32.72% | 93.36% | 7.90 | 84.94% | 63.49% | 85.71% | 60.45% |
| Kids First of Florida, Inc. | 0.00 | 99.53% | 100.00% | 99.94% | 13.19% | 54.17% | 95.35% | 2.72 | 84.91% | 64.21% | 62.50% | 56.76% |
| NWF Health Network - East | 8.08 | 96.32% | 97.63% | 99.84% | 34.44% | 52.76% | 88.28% | 6.39 | 98.44% | 88.48% | 92.86% | 51.96% |
| NWF Health Network - West | 12.87 | 94.52% | 95.36% | 99.85% | 29.08% | 60.66% | 93.53% | 5.47 | 94.69% | 87.07% | 93.55% | 56.80% |
| Partnership for Strong Families | 8.17 | 96.91% | 97.85% | 99.53% | 23.78% | 54.61% | 93.43% | 8.61 | 95.89% | 70.53% | 67.86% | 51.22% |
| Safe Children Coalition | 7.41 | 97.46% | 97.17% | 99.53% | 40.38% | 49.56% | 91.94% | 6.07 | 96.86% | 91.59% | 73.33% | 64.49% |
| Statewide | 7.63 | 96.32% | 97.17% | 99.10% | 29.13% | 47.98% | 91.14% | 5.46 | 93.78% | 83.37% | 80.19% | 58.24% |
| Red Zone | 8.85 | 92.9% | 92.9% | 98.9% | 36.3% | 39.2% | 90.8% | 4.54 | 89.9% | 89.9% | 69.9% | 60.0% |

Scorecard Measure 4 – Children Seen Every Thirty Days

SM04 - Percent of children under supervision who are required to be seen every 30 days – Target = 99.5%

Current Month

| Scorecard Measure #4 - Children Under Supervision Who Are Seen Every Thirty Days | | |
|---|--|---------------------------|
| May 2024 as of 05/19/2024 | | |
| Report Date Range: 05/01/2024 to 05/31/2024 | | |
| Agency | # of Children <u>Not</u> seen in 30 days | % of Children seen timely |
| CHS | 13 | 99.71% ★ |
| LSF | 3 | 99.68% ★ |
| OHU | 0 | 100.00% ★ |
| NTF | 0 | 100.00% ★ |
| HFC | 16 | 99.83% ★ |
| Statewide | | 99.75% |
| <i>Source Monthly: "Children Under Supervision Who Are Seen Every Thirty Days - Report #1144"</i> | | |
| <i>Target of 99.5%</i> | | |

Prior Month End

| Scorecard Measure #4 - Children Under Supervision Who Are Seen Every Thirty Days | | |
|---|--|---------------------------|
| April 2024 as of 05/08/2024 | | |
| Report Date Range: 04/01/2024 to 04/30/2024 | | |
| Agency | # of Children <u>Not</u> seen in 30 days | % of Children seen timely |
| CHS | 3 | 99.96% ★ |
| LSF | 3 | 99.73% ★ |
| OHU | 3 | 99.86% ★ |
| NTF | 0 | 100.00% ★ |
| HFC | 9 | 99.86% ★ |
| Statewide | | 99.74% |
| <i>Source Monthly: "Children Under Supervision Who Are Seen Every Thirty Days - Report #1144"</i> | | |
| <i>Target of 99.5%</i> | | |

Monthly Birth Parent Contacts

Target = 70% Mothers and 50% Fathers - seen monthly

Current
Month

| Birth Parent Contact Completed | | | | | | |
|---|-----------------|------------------|-----------------|-----------------|------------------|-----------------|
| May 2024 as of 05/19/2024 (Point in Time) | | | | | | |
| AGENCY | # Moms Required | # Moms Completed | Mom % Completed | # Dads Required | # Dads Completed | Dad % Completed |
| CHS | 180 | 70 | 38.9% | 116 | 26 | 22.4% |
| LSF | 171 | 71 | 41.5% | 129 | 34 | 26.4% |
| OHU | 184 | 54 | 29.3% | 131 | 33 | 25.2% |
| TOTAL | 535 | 195 | 36.4% | 376 | 93 | 24.7% |

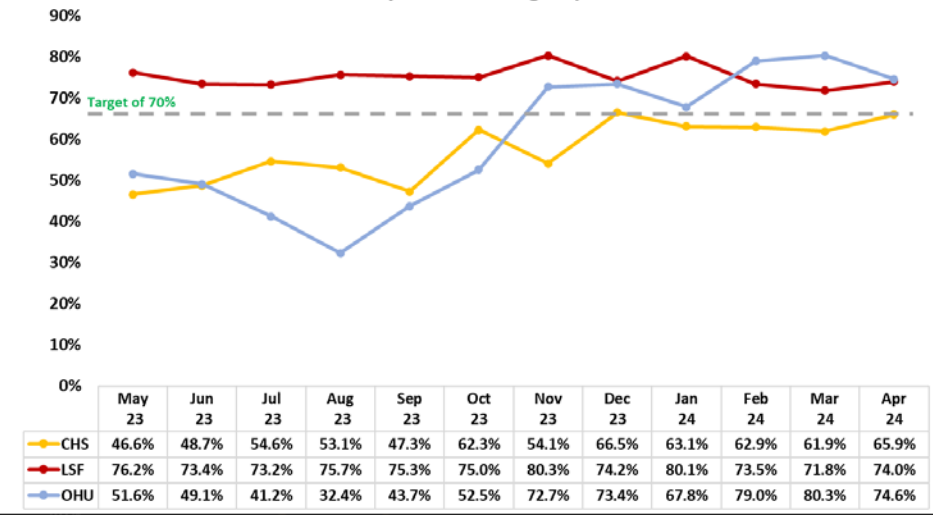
Criteria: Children in Out-of-Home Care w/goal of reunification
Source: Daily Ad Hoc Birth Parent Contact FSN

- Mother Contact, Target is 70% or above
- Father Contact, Target is 50% or above

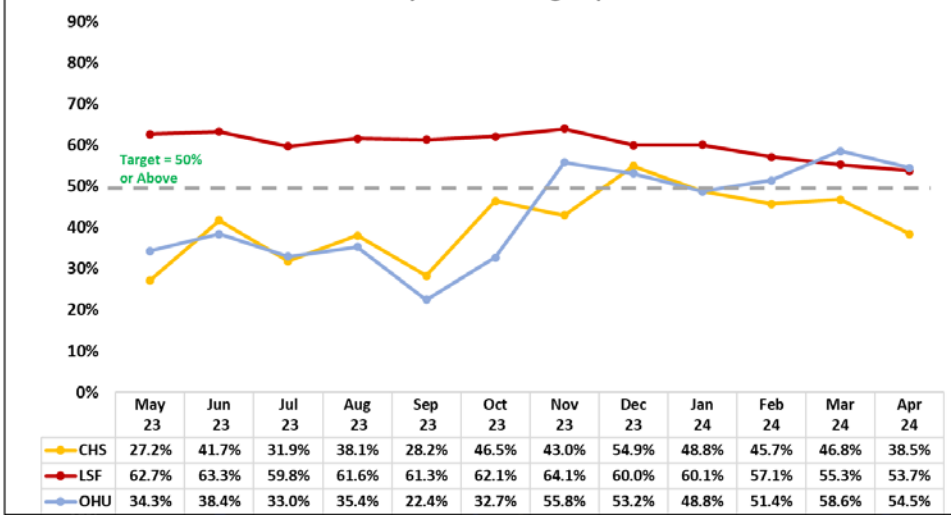
| CMO Referrals for Fatherhood Engagement Referrals to Neighbor to Families | | | | |
|---|-----------|-----------|-----------|-------------|
| Data as of May 05, 2023 | | | | |
| Month of Referral | CHS | LSF | OHU | Grand Total |
| 22/23 Q4 | 0 | 4 | 10 | 14 |
| 23/24 Q1 | 23 | 13 | 5 | 41 |
| 23/24 Q2 | 13 | 6 | 7 | 26 |
| 23/24 Q3 | 3 | 16 | 10 | 29 |
| Apr 24 | 5 | 7 | 9 | 21 |
| *May 24 | 0 | 0 | 0 | 0 |
| Total Referrals | 44 | 46 | 41 | 131 |
| Active Referrals | 19 | 15 | 11 | 45 |

*Partial Month
Source: Neighbor to Families Manual Fatherhood Tracking Sheet

Percent of Mother's Seen in the Month, Required to be Seen
Monthly Trend Through April 2024



Percent of Father Seen in the Month, Required to be Seen
Monthly Trend Through April 2024



Case Transfer Staffing Data

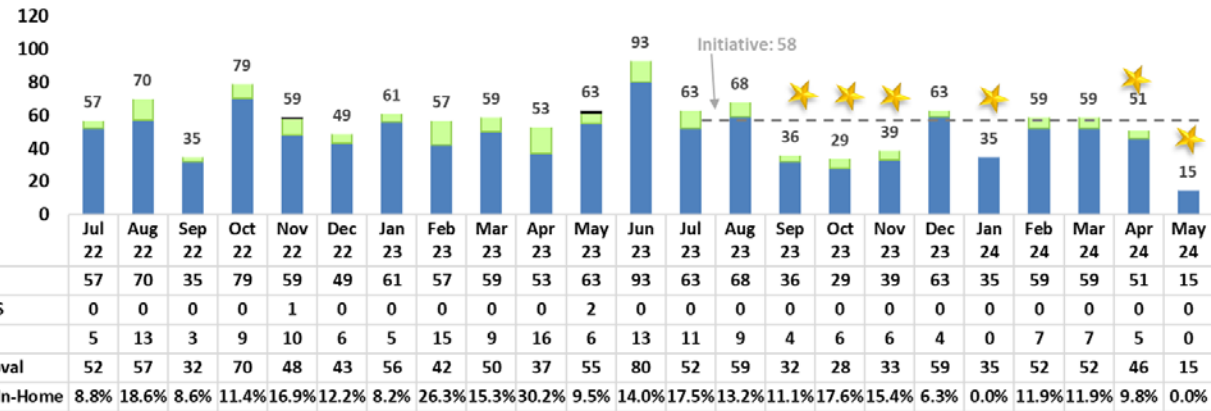
Case Transfer Data For Fiscal Year 2023/24 - Data as of 05/19/2024

| | JUL | AUG | SEPT | OCT | NOV | DEC | JAN | FEB | MAR | APR | MAY | 23-24 Totals | 22-23 Totals | 21-22 Totals | 20-21 Totals | 19-20 Totals | 18-19 Totals |
|---------------------------|-----------|------------|------------|-----------|-----------|-----------|-----------|------------|------------|-----------|-----------|-----------------|-----------------|-----------------|-----------------|-----------------|-----------------|
| Number of Children | | | | | | | | | | | | | | | | | |
| CHS | 24 | 33 | 13 | 6 | 11 | 10 | 18 | 13 | 29 | 16 | 18 | 191 | 347 | 358 | 426 | 414 | 460 |
| LSF | 22 | 32 | 12 | 16 | 14 | 16 | 11 | 29 | 16 | 22 | 7 | 197 | 401 | 355 | 443 | 439 | 482 |
| NTF | 0 | 0 | 43 | 20 | 24 | 22 | 14 | 10 | 14 | 13 | 2 | 162 | 0 | 0 | 0 | 0 | 0 |
| OHU Polk | 10 | 4 | 2 | 12 | 3 | 7 | 1 | 14 | 4 | 5 | 7 | 69 | 141 | 147 | 162 | 177 | 196 |
| One Hope | 34 | 52 | 31 | 29 | 33 | 42 | 40 | 37 | 56 | 27 | 6 | 387 | 439 | 503 | 550 | 518 | 548 |
| Total | 90 | 121 | 101 | 83 | 85 | 97 | 84 | 103 | 119 | 83 | 40 | 1006 | 1328 | 1363 | 1581 | 1548 | 1686 |
| Out of Home Care | | | | | | | | | | | | | | | | | |
| CHS | 11 | 30 | 13 | 6 | 9 | 6 | 13 | 11 | 12 | 11 | 5 | 127 | 229 | 200 | 220 | 240 | 262 |
| LSF | 13 | 23 | 8 | 12 | 9 | 13 | 6 | 15 | 14 | 18 | 7 | 138 | 237 | 188 | 267 | 253 | 291 |
| OHU Polk | 3 | 1 | 2 | 8 | 2 | 7 | 1 | 10 | 3 | 3 | 3 | 43 | 98 | 103 | 75 | 91 | 116 |
| One Hope | 16 | 18 | 10 | 0 | 13 | 24 | 11 | 8 | 33 | 7 | 3 | 143 | 102 | 113 | 150 | 106 | 125 |
| Total | 43 | 72 | 33 | 26 | 33 | 50 | 31 | 44 | 62 | 39 | 18 | 451 | 666 | 604 | 712 | 690 | 794 |
| IN - HOME JUDICIAL | | | | | | | | | | | | | | | | | |
| CHS | 3 | 0 | 0 | 0 | 0 | 0 | 0 | 0 | 7 | 3 | 4 | 17 | 10 | 4 | 17 | 38 | 48 |
| LSF | 2 | 1 | 0 | 0 | 0 | 0 | 0 | 5 | 0 | 1 | 0 | 9 | 10 | 16 | 23 | 40 | 37 |
| OHU Polk | 0 | 0 | 0 | 0 | 1 | 0 | 0 | 0 | 0 | 2 | 4 | 7 | 0 | 2 | 10 | 40 | 20 |
| One Hope | 0 | 4 | 1 | 0 | 1 | 0 | 0 | 0 | 0 | 0 | 2 | 8 | 6 | 6 | 4 | 8 | 11 |
| Total | 5 | 5 | 1 | 0 | 2 | 0 | 0 | 5 | 7 | 6 | 10 | 41 | 27 | 28 | 54 | 126 | 116 |

| | JUL | AUG | SEPT | OCT | NOV | DEC | JAN | FEB | MAR | APR | MAY | 23-24 Totals | 22-23 Totals | 21-22 Totals | 20-21 Totals | 19-20 Totals | 18-19 Totals |
|--|-----------|-----------|-----------|-----------|-----------|-----------|-----------|-----------|-----------|-----------|------------|-----------------|-----------------|-----------------|-----------------|-----------------|-----------------|
| NON-JUDICIAL IN HOME SERVICES | | | | | | | | | | | | | | | | | |
| CHS | 10 | 2 | 0 | 0 | 0 | 0 | 0 | 0 | 0 | 0 | 0 | 12 | 85 | 116 | 136 | 90 | 110 |
| LSF | 6 | 8 | 2 | 0 | 0 | 0 | 0 | 0 | 0 | 0 | 0 | 16 | 98 | 95 | 97 | 112 | 93 |
| NTF | 0 | 0 | 16 | 17 | 28 | 22 | 14 | 17 | 17 | 16 | 2 | 149 | 0 | 0 | 0 | 0 | 0 |
| OHU Polk | 5 | 2 | 0 | 0 | 0 | 0 | 0 | 0 | 0 | 0 | 0 | 7 | 25 | 31 | 65 | 31 | 52 |
| One Hope | 0 | 0 | 0 | 0 | 0 | 0 | 0 | 0 | 0 | 0 | 0 | 0 | 53 | 35 | 45 | 32 | 41 |
| Total | 21 | 12 | 18 | 17 | 28 | 22 | 14 | 17 | 16 | 2 | 184 | 261 | 277 | 343 | 265 | 296 | |
| OCS / ICPC Courtesy Supervision | | | | | | | | | | | | | | | | | |
| CHS | 0 | 0 | 0 | 0 | 0 | 0 | 0 | 0 | 0 | 0 | 0 | 0 | 0 | 0 | 0 | 0 | 0 |
| LSF | 0 | 0 | 0 | 0 | 0 | 0 | 0 | 0 | 0 | 0 | 0 | 0 | 0 | 0 | 2 | 0 | 0 |
| OHU Polk | 0 | 0 | 0 | 0 | 0 | 0 | 0 | 0 | 0 | 0 | 0 | 0 | 0 | 0 | 0 | 0 | 0 |
| One Hope | 16 | 30 | 20 | 28 | 19 | 18 | 29 | 28 | 19 | 20 | 0 | 227 | 270 | 338 | 351 | 360 | 363 |
| Total | 16 | 30 | 20 | 28 | 19 | 18 | 29 | 28 | 19 | 20 | 0 | 227 | 270 | 338 | 351 | 360 | 363 |
| Reinstatement of Protective Services Supervision (Notice of Hearings) | | | | | | | | | | | | | | | | | |
| CHS | 0 | 0 | 0 | 0 | 0 | 0 | 4 | 0 | 6 | 0 | 6 | 16 | 17 | 17 | 26 | 8 | 12 |
| LSF | 0 | 0 | 0 | 2 | 1 | 3 | 1 | 2 | 2 | 1 | 0 | 12 | 35 | 46 | 36 | 10 | 41 |
| OHU Polk | 0 | 0 | 0 | 4 | 0 | 0 | 0 | 0 | 0 | 0 | 0 | 4 | 1 | 2 | 7 | 8 | 2 |
| One Hope | 0 | 0 | 0 | 1 | 0 | 0 | 0 | 0 | 3 | 0 | 0 | 4 | 4 | 0 | 0 | 0 | 7 |
| Total | 0 | 0 | 0 | 7 | 1 | 3 | 5 | 2 | 11 | 1 | 6 | 36 | 57 | 65 | 69 | 26 | 62 |

Children Entering Out of Home Care

Heartland for Children
Number of Children Entering OHC by Type of Entry
Monthly Trend Through May 19, 2024



Source: FSFN Report - Children Entering and Exiting Foster Care On-Demand Listing - OCWDRU Report #1182, Excluding Children 18 and Over

Children Re-Entering Out-of-Home Care

Number of Children in a Recent Removal Episode Who Have Had a Prior Reunification or Permanent Guardianship

Re-Entry into OHC Last 2 Weeks

| Removal Episodes for Children with a Prior Reunification or Permanent Guardianship Removals entered into FSN between 5/6/24 - 5/19/24 | | | | | | | | | |
|--|-----------|----------------|-----------------|----------------------|--|---|--|-------------|-----------------|
| Current Removal Case ID | Child Id | Current Agency | Prior Unit | Current Removal Date | Prior PG or Reunification Discharge Date | Length from Prior Discharge to Current Removal (months) | Range Prior Discharge to Current Removal | SM07 Cohort | FSFN Entry Date |
| 98395 | 102297067 | LSF | 141836-LSF | 5/10/2024 | 11/1/2013 | 126 | > 5.0 yrs | No | 5/17/24 |
| 101638552 | 106103490 | CHS | 141846-CHSFL | 5/10/2024 | 10/8/2018 | 67 | > 5.0 yrs | No | 5/16/24 |
| 101953749 | 107130548 | OHU | 142852-OHU-POLK | 5/6/2024 | 12/30/2021 | 28 | 1.0 - 2.9 yrs | No | 5/14/24 |

Source: FSN Data Warehouse Ad Hoc Report,

Scorecard Measures 7 – Children Who Do Not Re-Enter into OHC after Achieving Permanency

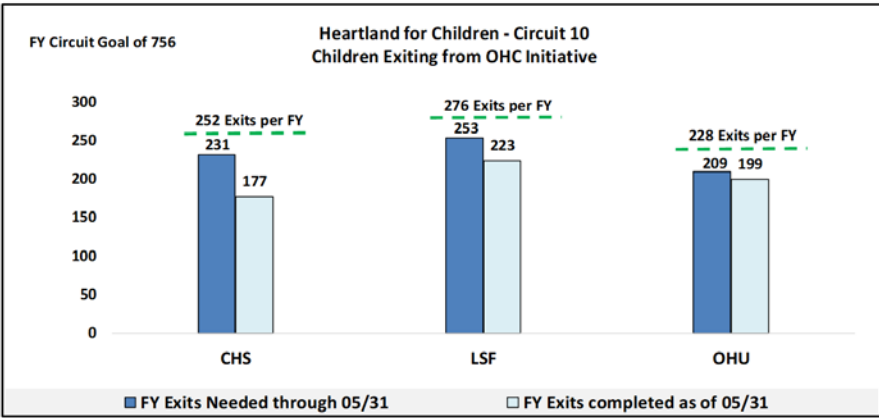
SM07 - Percent of children exiting care to a permanent home within 12 months of entering care – Target = 91.7% or Greater

FY 23/24 Contract Measure

| FY 23/24 as of 05/19/2024 Children Who Do <u>Not</u> Re-Enter Care within 12 Months for Children Achieving Permanency July 2021 - June 2022 | | | |
|---|----------------------------------|--|-------------------------------------|
| Agency | Maintained No Removal Episode | Total Children Permanency w/in 1 year | Percentage Permanency Maintained |
| CHS | 52 | 62 | 83.9% |
| LSF | 36 | 37 | 97.3% |
| OHU | 91 | 93 | 97.8% |
| HFC Total | 179 | 192 | 93.23% |
| Statewide | 2,816 | 3,075 | 91.58% |

Source: Children Who Do Not Re-Enter Foster Care within Twelve (12) Months of Moving to a Permanent Home On-Demand Listing, Report #1100

FY 2023-2024 Exiting Out-of-Home Care Initiative



Children Exiting Out-of-Home Care as of 05/19/2024

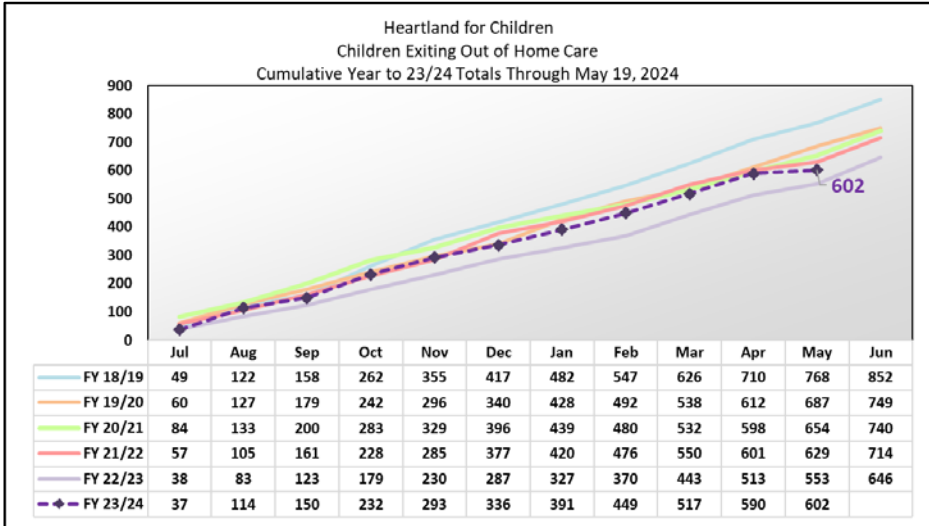
Green: Month's CMO or Circuit reached their monthly exits

Orange: Adoptions exceed 25% of exits

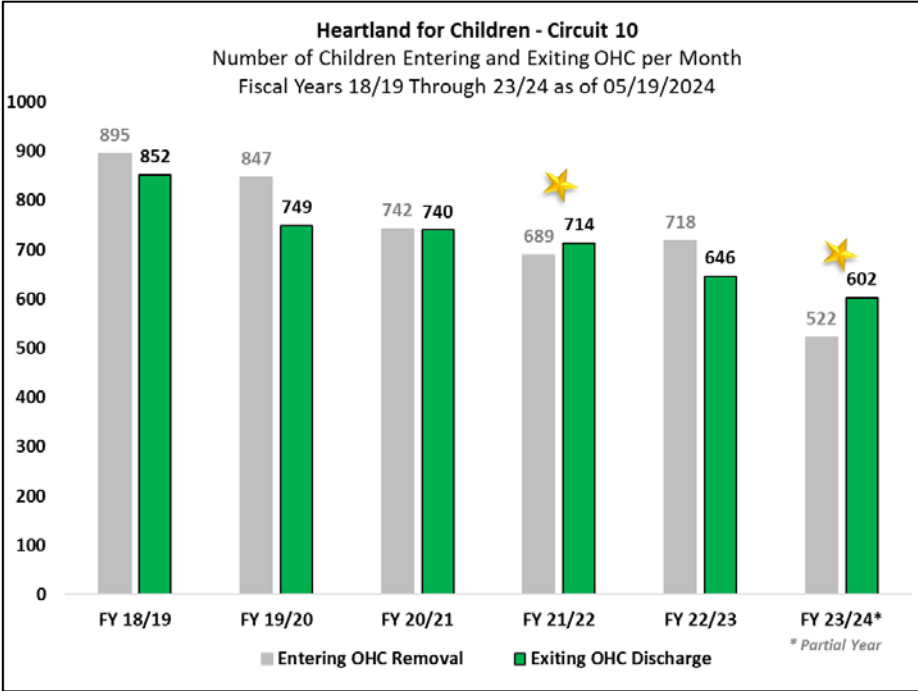
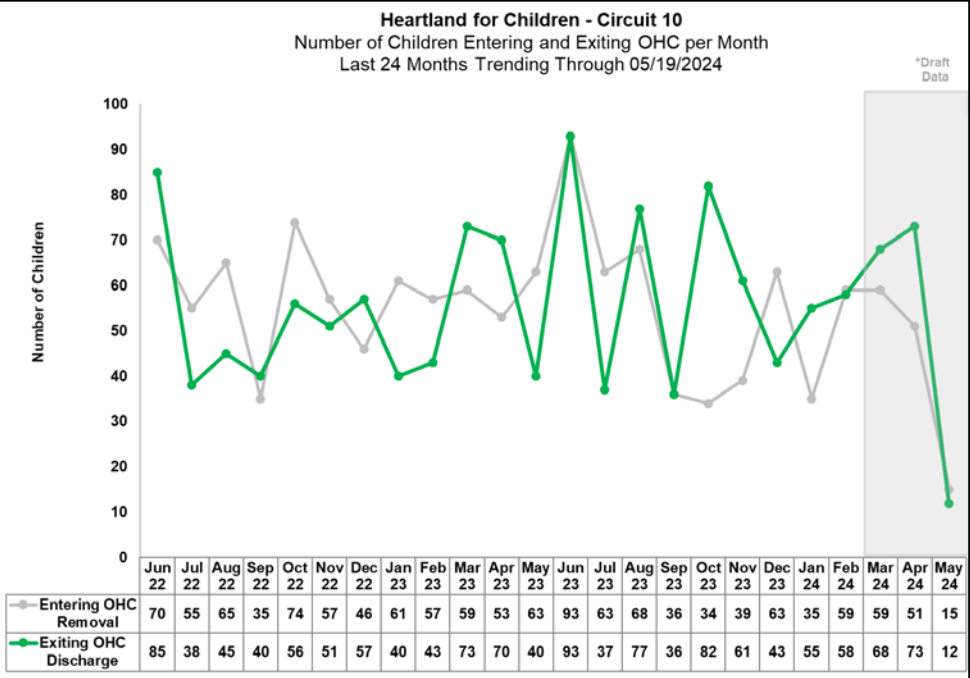
| Monthly Need Rest of FY | Jul 23 | Aug 23 | Sep 23 | Oct 23 | Nov 23 | Dec 23 | Jan 24 | Feb 24 | Mar 24 | Apr 24 | May 24 | Jun 24 |
|-------------------------|---------|----------|---------|----------|----------|----------|----------|----------|----------|----------|--------|--------|
| CHS | 38 | 7 | 23 | 21 | 37 | 22 | 11 | 14 | 11 | 13 | 16 | 2 |
| LSF | 27 | 12 | 22 | 12 | 29 | 22 | 19 | 19 | 17 | 34 | 30 | 7 |
| OHU | 15 | 18 | 32 | 3 | 16 | 17 | 13 | 21 | 29 | 20 | 27 | 3 |
| HFC | 80 | 37 | 77 | 36 | 82 | 61 | 43 | 54 | 57 | 67 | 73 | 12 |
| Adoptions of Exits | 6 of 37 | 10 of 77 | 6 of 36 | 11 of 82 | 17 of 61 | 10 of 43 | 13 of 54 | 17 of 57 | 15 of 67 | 25 of 73 | 0 of 4 | - |
| % of Adoptions | 16.2% | 13.0% | 16.7% | 13.4% | 27.9% | 23.3% | 24.1% | 29.8% | 22.4% | 34.2% | - | - |

*Partial Month

Source: FSN Report 1182, excluding 18+, EFC



FY 2023-2024 Entering and Exiting Out-of-Home Care – Exit Initiative

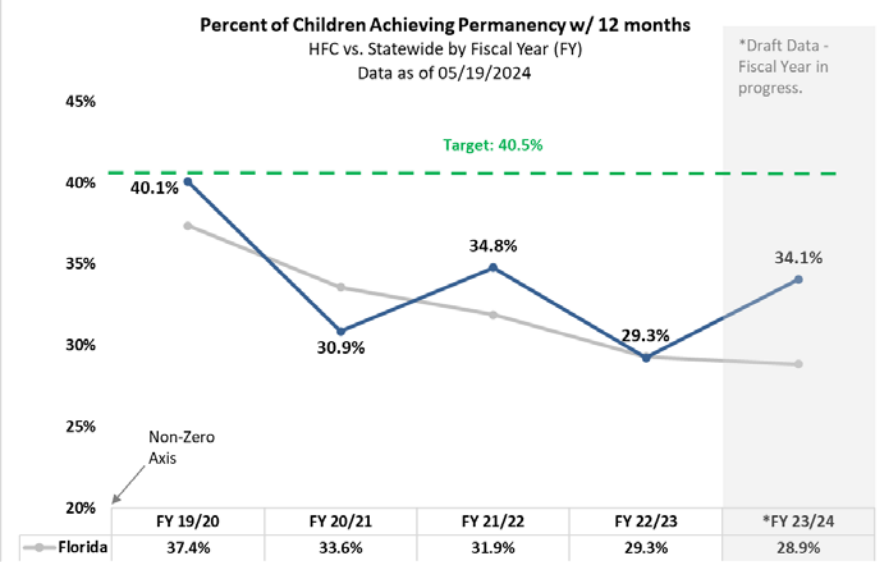


Scorecard Measures 5 - Children Achieving Permanency within 12 Months (Fiscal Year 23/24)

Target = 40.5%
Percentage to reach **Yellow** = 36.5%

| Scorecard Measure #5 - FY 23/24, Target 40.5% | | | | Percent Timely FY 22/23 (last FY) | % Increase Since 3/24 |
|--|---------------------------|----------------------------|---------------------------|-----------------------------------|-----------------------|
| Agency | Permanency within 12 mths | Total Children Entered OHC | Percent Timely Permanency | | |
| Children Achieving Permanency within 0-12 Mths for Children Entering OHC July 2022 to June 2023 (as of 05/19/2024) | | | | | |
| CHS | 83 | 254 | 32.7% | 27.8% | 1.6% |
| LSF | 89 | 248 | 35.9% | 18.8% | 2.6% |
| OHU | 78 | 232 | 33.6% | 38.5% | 0.4% |
| HFC Total | 250 | 734 | 34.06% | 28.82% | 1.5% |
| Statewide | 2,931 | 10,157 | 28.86% | 29.15% | 1.5% |

Source: Children Exiting OHC to a Permanent Home within Twelve Months of Entering Care #1119
*Permanency = adoption, permanent guardianship or reunification w/ parent



Source: DCF Child Welfare Dashboard
*FY 23/24 is being pulled by FSN Report #1119 for Children Entering Care July 2022 through June 2023



| Scorecard Measure #5 - FY 2023 / 2024, Target 40.5% | | | | |
|---|---------------------------|----------------------------|---------------------------|-----------------------|
| Children Achieving Permanency within 0-12 Mths for Children Entering OHC July 2022 - June 2023 (as of 05/19/2024) | | | | |
| Agency / Unit | Permanency within 12 mths | Total Children Entered OHC | Percent Timely Permanency | % Increase Since 3/24 |
| CHS | 83 | 254 | 32.7% | 1.6% |
| 141832-CHSFL (IL) | 0 | 5 | 0.0% | 0.0% |
| 141834-CHSFL | 16 | 48 | 33.3% | 4.1% |
| 141846-CHSFL ★ | 35 | 75 | 46.7% | 1.2% |
| 141839-CHSFL | 10 | 58 | 17.2% | 2.0% |
| 141835-CHSFL (Adop) | 0 | 24 | 0.0% | 0.0% |
| 141852-CHSFL ★ | 20 | 36 | 55.6% | 5.6% |
| 14-HFC-CHS ADMIN UNIT ★ | 1 | 1 | 100.0% | 0.0% |
| LSF | 89 | 248 | 35.9% | 2.6% |
| 141828-LSF | 5 | 18 | 27.8% | 0.0% |
| 141827-LSF ★ | 19 | 35 | 54.3% | 8.3% |
| 141836-LSF ★ | 11 | 26 | 42.3% | 0.0% |
| 141845-LSF | 14 | 36 | 38.9% | 5.6% |
| 141848-LSF ★ | 13 | 29 | 44.8% | 4.2% |
| 141849-LSF | 9 | 41 | 22.0% | 5.7% |
| 141850-LSF (Adop) | 4 | 23 | 17.4% | -0.8% |
| 141929-LSF | 14 | 38 | 36.8% | 0.0% |
| 14-HFC-LSF ADMIN (IL) | 0 | 2 | 0.0% | 0.0% |
| OHU | 78 | 232 | 33.6% | 0.4% |
| 142853-OHU-HARDEE | 2 | 46 | 4.3% | 0.1% |
| 142854-OHU-HIGHLANDS (IL) ★ | 3 | 3 | 100.0% | 0.0% |
| 142855-OHU-HIGHLANDS ★ | 18 | 42 | 42.9% | 2.9% |
| 140121-OHU-HIGHLANDS (Adop) | 3 | 9 | 33.3% | 0.0% |
| 142858 OHU-POLK ★ | 19 | 39 | 48.7% | 0.0% |
| 142852-OHU-POLK ★ | 13 | 29 | 44.8% | 0.0% |
| 142856-OHU-POLK | 20 | 64 | 31.3% | 2.0% |
| HFC Total | 250 | 734 | 34.1% | 1.5% |
| Statewide | 2,931 | 10,157 | 28.9% | 1.5% |

Source: Children Exiting OHC to a Permanent Home within Twelve Months of Entering Care #1119
*Permanency = adoption, permanent guardianship or reunification w/ parent

Permanency Measure for Children in Out-of-Home Care...

- More than 12 Months in OHC
- More than 24 Months in OHC

Scorecard Measures 6: Percent of children exiting care to a permanent home for children in care 12-23 months,
Target = 43.6%

SM06 - Percentage to reach Yellow = 39.4%

| Scorecard Measure #6 - FY 23/24, Target 43.6% | | | | Percent Timely FY 22/23 (last FY) | % Increase Since 3/24 |
|--|------------------------------|-------------------------------|---------------------------|-----------------------------------|-----------------------|
| Children Achieving Permanency within 12-23 Mths for Children in OHC 12-23 Months as of 07/01/23 (as of 05/19/2024) | | | | | |
| Agency | Permanency within 12-23 mths | Total Children LOS 12-23 mths | Percent Timely Permanency | | |
| CHS | 46 | 105 | 43.8% | 37.9% | 10.5% |
| LSF | 49 | 107 | 45.8% | 41.7% | 7.8% |
| OHU | 38 | 99 | 38.4% | 49.0% | 3.0% |
| HFC Total | 133 | 311 | 42.8% | 42.6% | 7.2% |
| Statewide | 2,291 | 5,419 | 42.3% | 46.2% | 6.3% |

Source: Children Achieving Permanency w/ 12 Months for children in OHC 12-23 Months #1138
 *Permanency = adoption, permanent guardianship or reunification w/ parent

Statewide Measure: Percent of children exiting care to a permanent home for children in care 24 months or longer
Target = 30%

| Statewide Measure - FY 23/24, Target 30% | | | | Percent Timely FY 22/23 (last FY) | % Increase Since 3/24 |
|---|-----------------------------|----------------------------------|---------------------------|-----------------------------------|-----------------------|
| Children Achieving Permanency within 12 Months for Children in OHC 24+ Months as of 07/01/23 (as of 05/19/2024) | | | | | |
| Agency | Permanency within 12 months | Total Children in OHC 24+ Months | Percent Timely Permanency | | |
| CHS | 36 | 94 | 38.3% | 51.4% | 4.3% |
| LSF | 47 | 128 | 36.7% | 44.3% | 9.4% |
| OHU | 44 | 97 | 45.4% | 42.0% | 6.2% |
| HFC Total | 127 | 319 | 39.8% | 46.2% | 6.9% |
| Statewide | 2,214 | 5,508 | 40.20% | 42.88% | 6.2% |

Source: Children Achieving Permanency w/ 12 Months for children in OHC 24 Months or Longer #1197
 *Permanency = adoption, permanent guardianship or reunification w/ parent

Adoption Finalizations

Percent of Adoptions Finalized with 24 Months of Removal & Percent of Adoption Goal Met

Heartland for Children - DCF Circuit 10
Adoption Finalizations for FY 23-24



Source: HFC Adoption Database; Data-as-of: May 19, 2024

Upcoming Finalization Dates

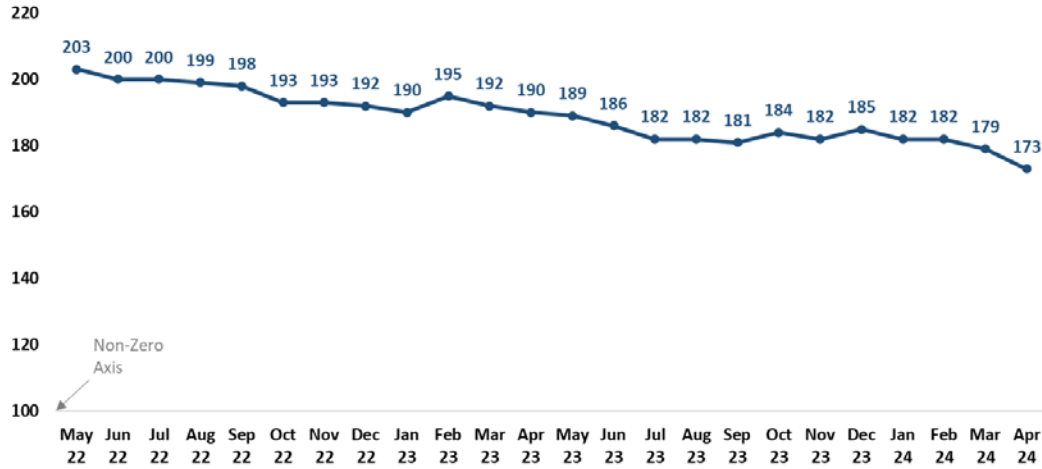
- May 22 & 29, 2024
- June 19 & 26, 2024

| Adoption Finalizations FY 23-24 - <u>4th Quarter</u> as of 05/19/2024 | | | |
|--|-------------------------|------------|---------------|
| CMO | Finalized Adoptions YTD | FY Target | FY Target Met |
| CHS | 33.5 | 44 | 76.1% |
| LSF | 38.5 | 59 | 65.3% |
| OHU | 47.5 | 52 | 91.3% |
| Total | 119.5 | 155 | 77.1% |

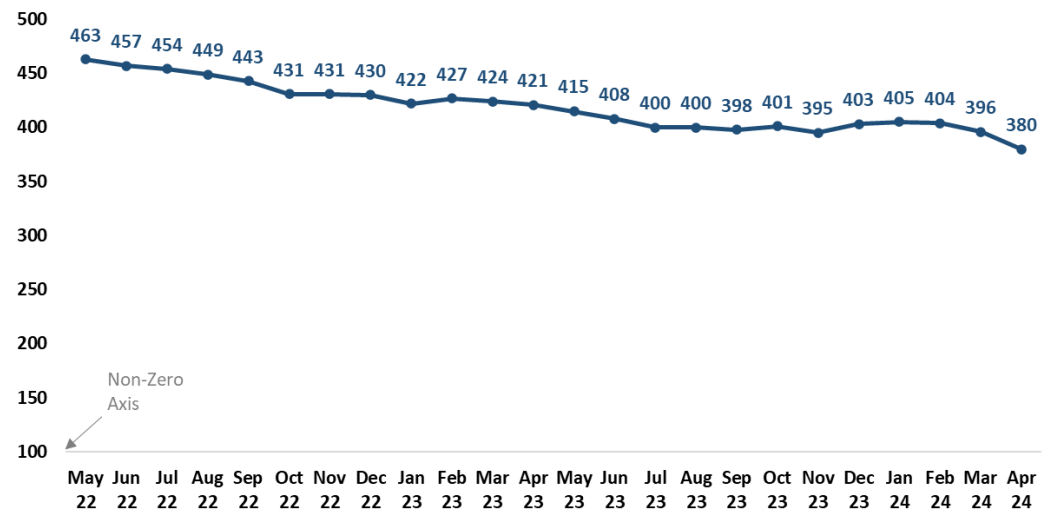
Number of Foster Homes and Foster Bed Capacity

24 Month Trend

Heartland for Children
Number of Foster Homes - Months End Snapshot
Last 24 Months through April 2024

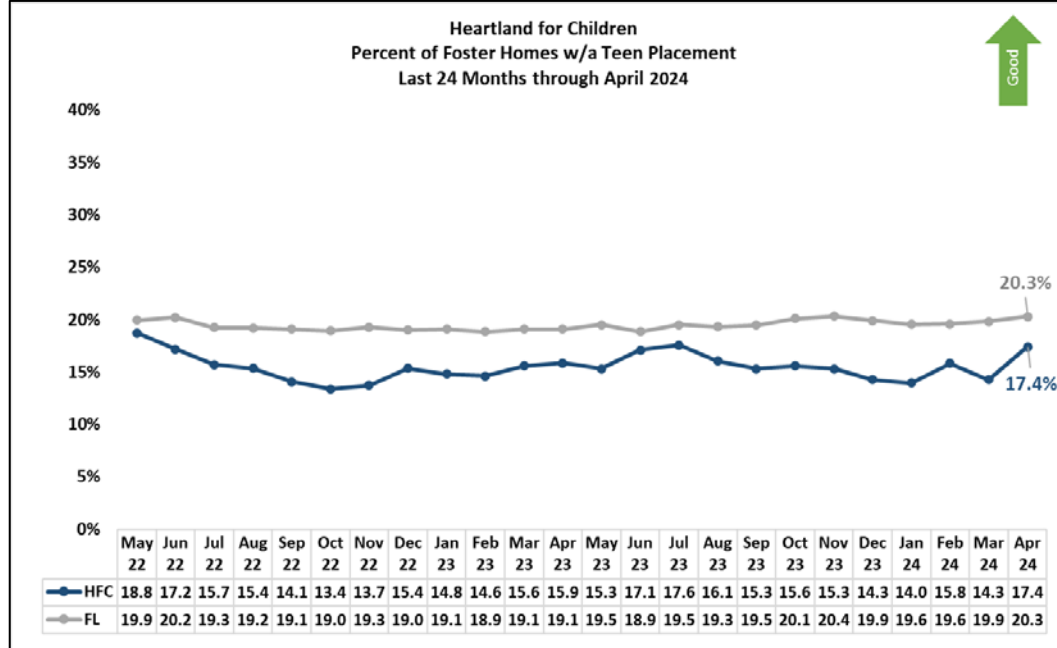
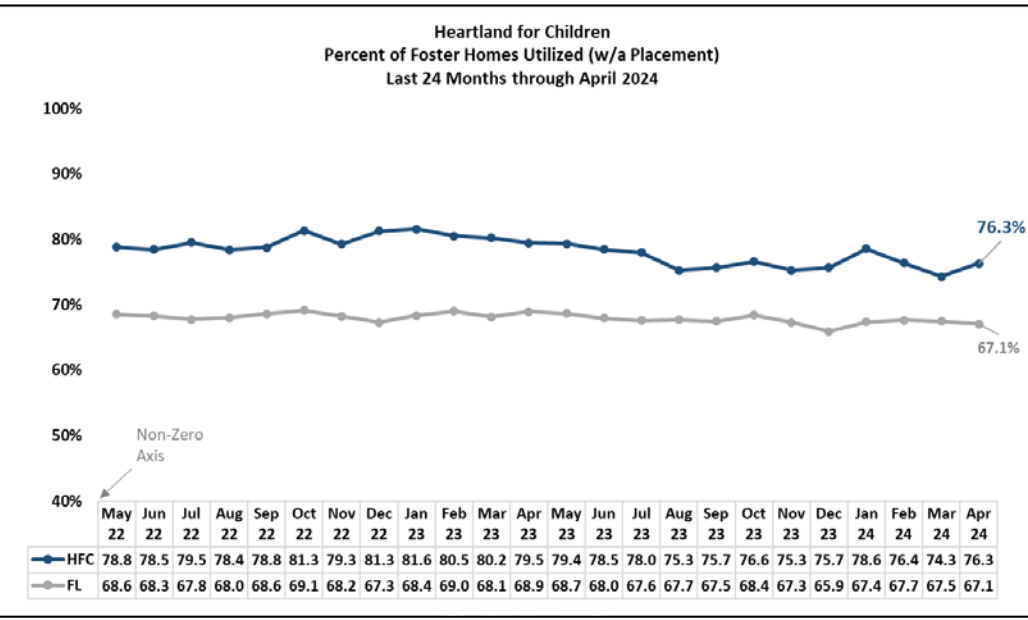


Heartland for Children
Number of Foster Beds - Months End Snapshot
Last 24 Months through April 2024



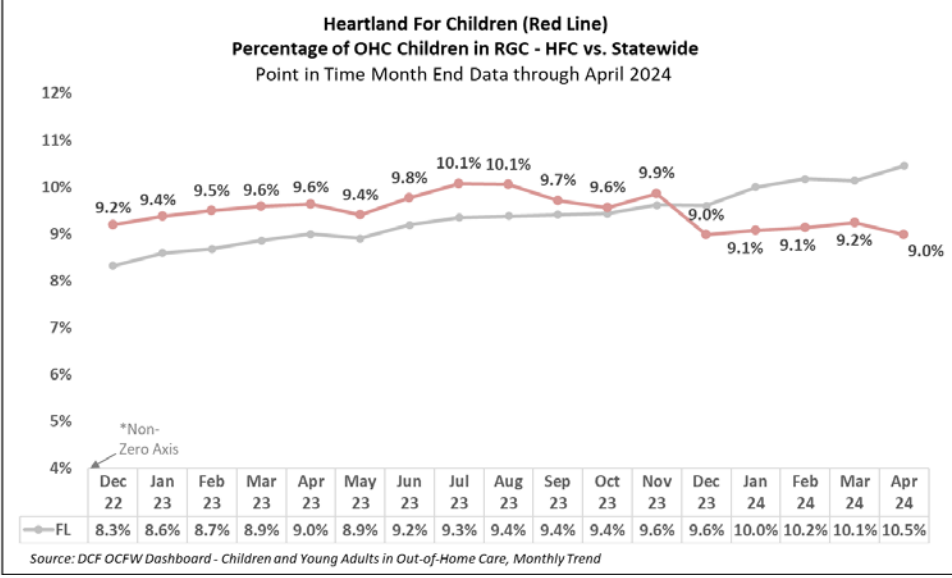
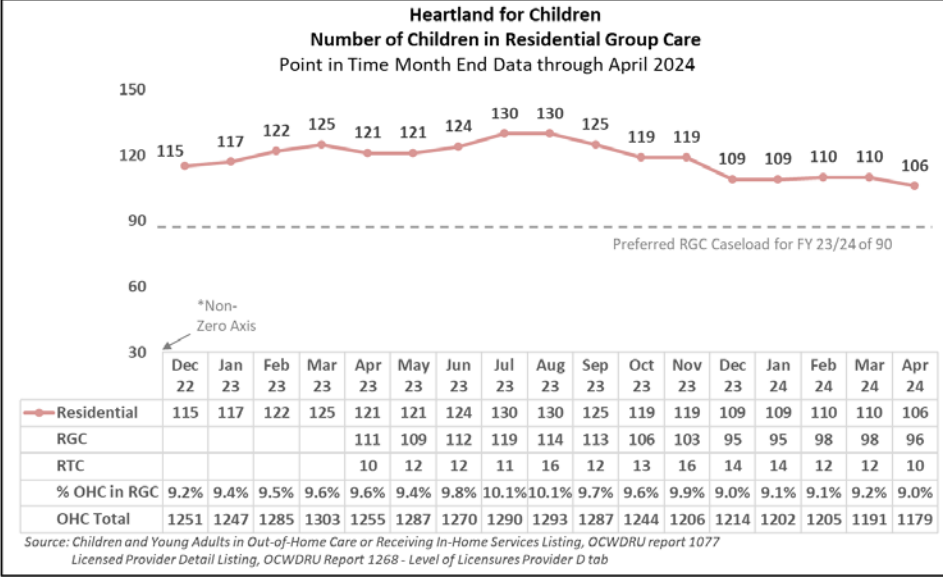
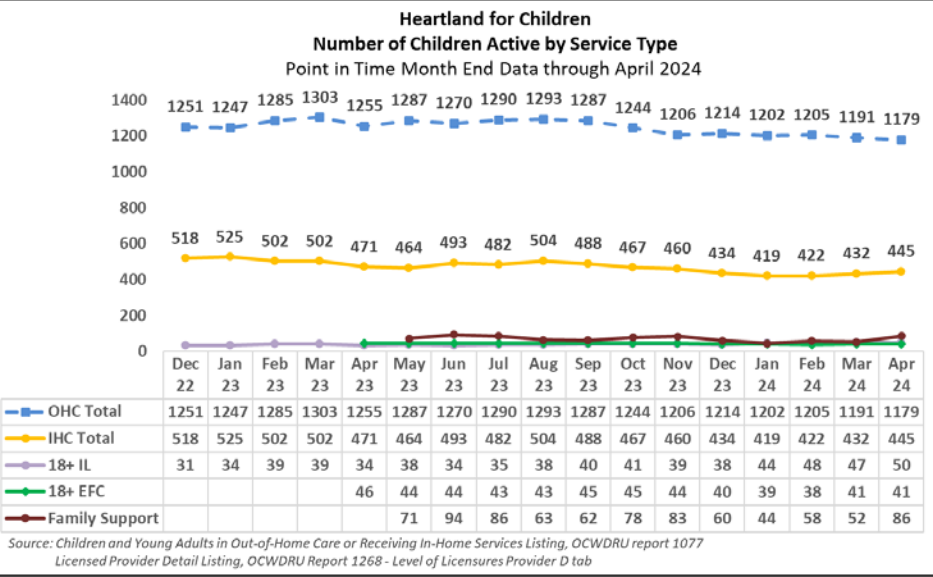
SOURCE: DATA FROM HEARTLAND FOR CHILDREN MONTHLY REPORTS (EXCLUDING LEVEL 3 KIDS)
*IF PLACEMENTS ARE IN REPORTING SYSTEMS, CHILDREN ACTIVE TO RETRIEVE CHILD ABUSE

➤ Percent of Foster Home Utilization
➤ Teen Placement in a Foster Home



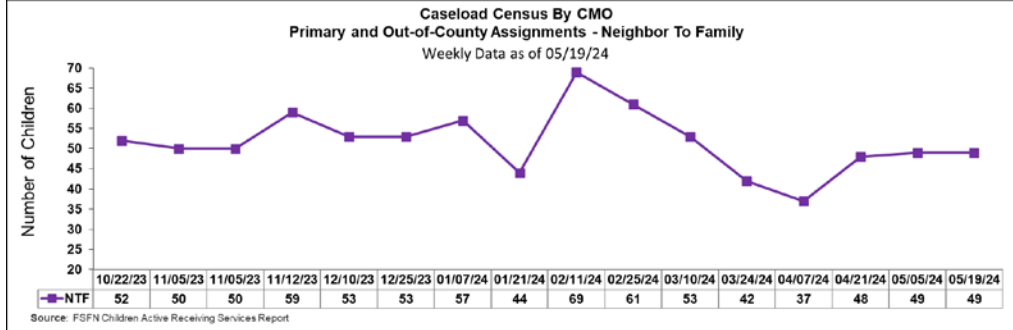
SOURCE: FOSTER CARE LEVELS OF CARE REPORT PROVIDED IN DETAIL MONTHLY REPORTS (EXCLUDING LEVEL 3 CARE)
TEEN PLACEMENT: AGENCY REPORTS TO THE STATE DEPARTMENT OF CHILDREN AND FAMILIES TO RETRIEVE CHILD ABUSE

➤ Children Served at Month End by Service Type
➤ Number and Percent of Children Serviced in Residential Care



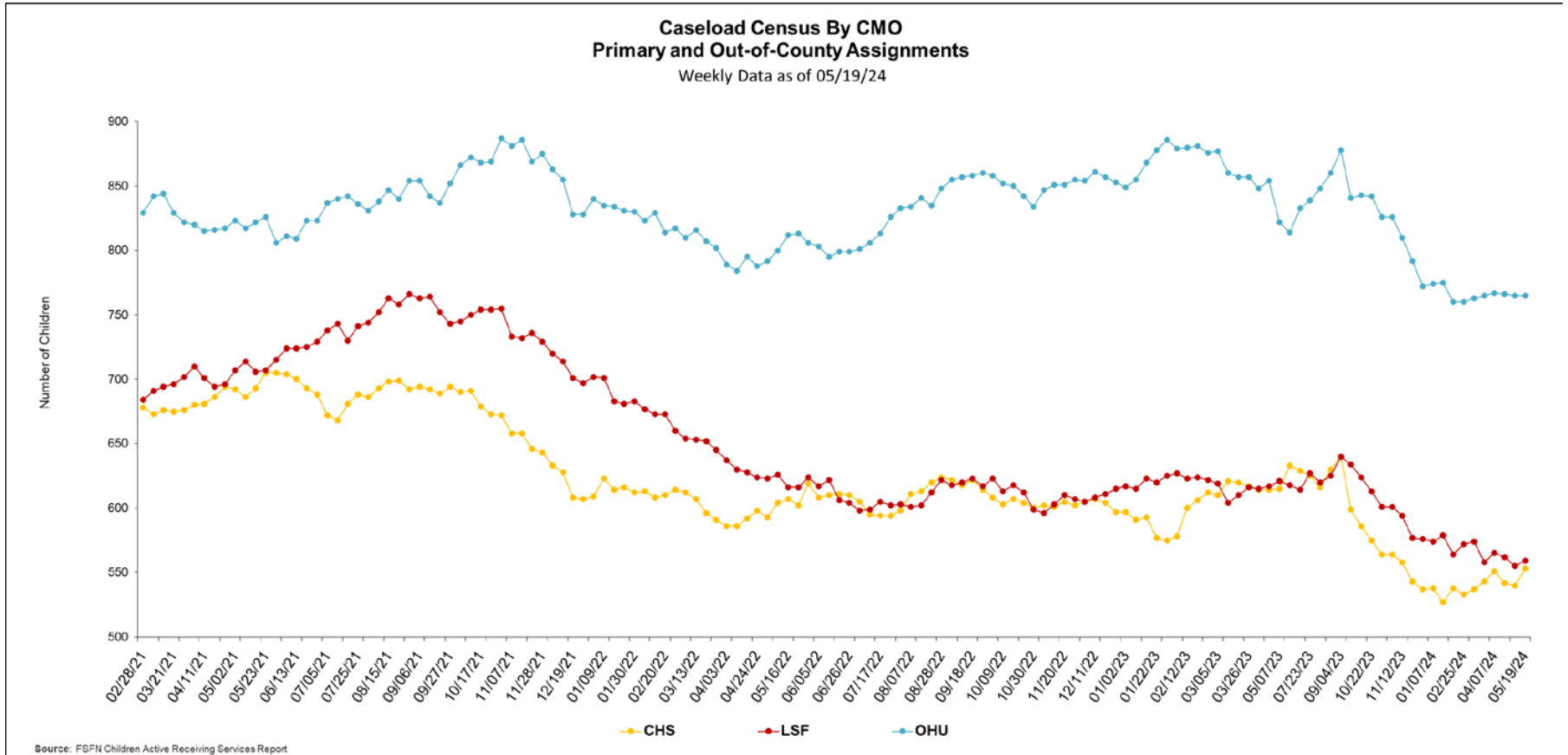
Caseload Census Information

CBC Services Weekly Caseloads By CMO



Number of Children by CMO Last 6 Reporting Periods

| Agency | 3/17/2024 | 3/24/2024 | 4/7/2024 | 4/21/2024 | 5/5/2024 | 5/19/2024 |
|--------------------|--------------|--------------|--------------|--------------|--------------|--------------|
| CHS | 537 | 543 | 551 | 542 | 540 | 553 |
| LSF | 563 | 558 | 565 | 562 | 555 | 559 |
| OHU Primary | 546 | 549 | 557 | 580 | 558 | 561 |
| OHU/OCS | 215 | 216 | 210 | 206 | 207 | 204 |
| OHU Total | 761 | 765 | 767 | 786 | 765 | 765 |
| NTF | 57 | 42 | 37 | 48 | 49 | 49 |
| HFC Total | 1,918 | 1,908 | 1,920 | 1,918 | 1,910 | 1,926 |



Caseload Census Information

Case Manager Caseload Breakdown by Agency – Data as of 05/19/2024

| Count of Case Managers Within a Caseload Range | | | | | | | |
|--|--------------------------|---------------------------|----------------------------|----------------------------|--------------------------|----------------------|--------------------------|
| CMO | 1-5 Children in Caseload | 6-15 Children in Caseload | 16-24 Children in Caseload | 25-29 Children in Caseload | 30+ Children in Caseload | Total Case Managers* | Avg # of Children per CM |
| CHS | 1 | 3 | 2 | 2 | 11 | 19 | 29.1 |
| LSF | 9 | 0 | 19 | 3 | 0 | 31 | 18.0 |
| OHU | 1 | 5 | 9 | 8 | 6 | 29 | 26.4 |
| NTF | 2 | 5 | 0 | 0 | 0 | 7 | 7.0 |
| # of CMs | 13 | 13 | 30 | 13 | 17 | 86 | 22.4 |

| Percent of Case Managers That Are at or Under the National Caseload Standard of 15 | | | |
|--|-------------------------------------|--------------------------------|------------------------|
| CMO | # Case Managers w/ Primary Caseload | # with Caseload at 15 or lower | Percent at 15 or lower |
| CHS | 19 | 4 | 21.1% |
| LSF | 31 | 9 | 29.0% |
| OHU | 29 | 6 | 20.7% |
| NTF | 7 | 7 | 100.0% |
| HFC | 86 | 26 | 30.2% |

* Data Excludes Unit Supervisors, FTC Facilitators & Resigned CMs Count

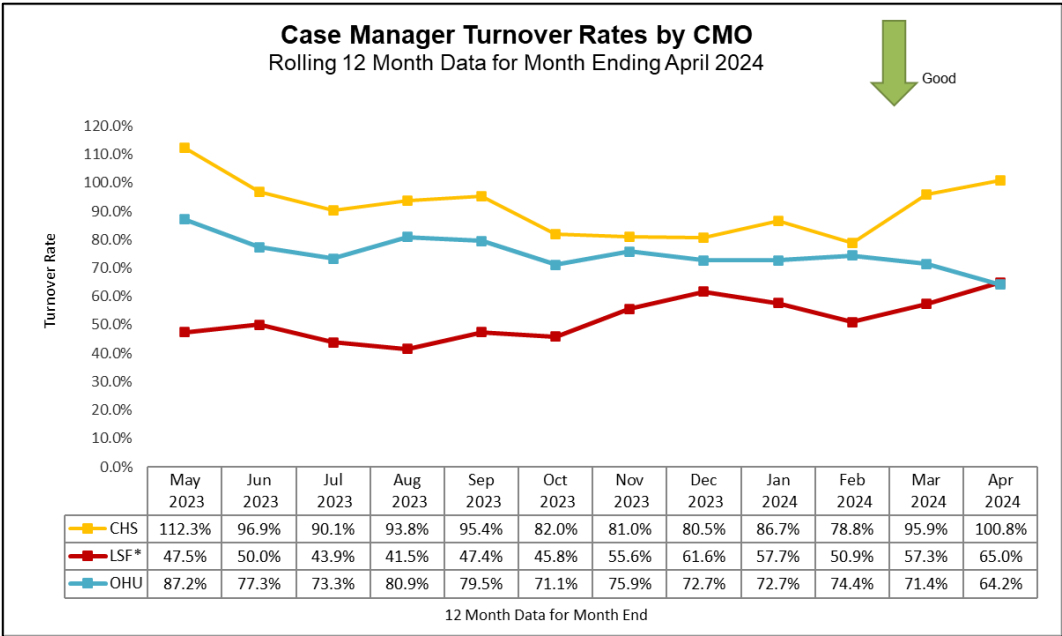
Case Management Organization Turnover

12 Month Case Manager Turnover Rates by Agency

| Employee Turnover Rates By CMO 12 Month Data for Month Ended April 2024 | | |
|--|--------------|-------------------------|
| CMO | Case Manager | Case Manager Supervisor |
| CHS | 100.8% | 44.4% |
| LSF* | 65.0% | 15.4% |
| OHU | 64.2% | 27.3% |

7/2/22 - Transition from Devereux to Lutheran Services Florida; the 12-months required for a "Rolling Year Total" has been split between agencies:

- DEV: Mar-22 to Jun-22 (4 months)
- LSF: Jul-22 to Feb-23 (8 months)



Caseload Census by Case Manager and Organization

Data as of 05/19/2024

| Caseload of 1 - 5 Children (+6) | | |
|---------------------------------|----------------------|---|
| CMO | Case Workers | # |
| NTF | Tetreault, Taylor | 5 |
| CHS | Hook, Kathryn | 4 |
| LSF | Malave, Luis | 4 |
| NTF | Cruz, Ana | 4 |
| LSF | Townes, Rachel | 4 |
| LSF | Linen, Fawn | 2 |
| LSF | Bean, Jonesha | 2 |
| LSF | Hockenberry, Matthew | 2 |
| LSF | Koons, Brittney | 1 |
| LSF | Collins, Sara | 1 |
| LSF | Thomas, Tracy | 1 |
| LSF | Durant, Paris | 1 |
| OHU | Ventura, Armando | 1 |

| Caseload of 6 - 15 Children (+2) | | |
|----------------------------------|---------------------|----|
| CMO | Case Workers | # |
| CHS | Dawes, Dominique | 15 |
| OHU | Brody, Jessica | 13 |
| OHU | Howe, Danielle | 13 |
| CHS | Whiting, Kari | 13 |
| NTF | Wolf, Lauren | 10 |
| OHU | Shay, Ryan | 10 |
| CHS | Standen, Brayden | 10 |
| NTF | Bates, Brittany | 10 |
| OHU | Nettles, Markisha | 8 |
| OHU | Distler, Rebecca | 7 |
| NTF | Conklin, Danielelle | 7 |
| NTF | Mattison, Sharon | 7 |
| NTF | Jones, Gwendolyn | 6 |

| Caseload of 16 - 24 Children (-1) | | |
|-----------------------------------|-----------------------|----|
| CMO | Case Workers | # |
| LSF | Williams, Careatha | 24 |
| OHU | Cleveland, Tammy | 24 |
| LSF | Renfro, Andrew | 24 |
| OHU | Young, Vanessa | 24 |
| LSF | Bickel, Sherry | 24 |
| LSF | Pena, Yulissa | 24 |
| OHU | Thompson, Wyshana | 23 |
| OHU | Sausaman, Allison | 23 |
| LSF | Franklin, Yoshika | 23 |
| LSF | Willingham, Jadashia | 23 |
| LSF | Brown, Desiree | 23 |
| CHS | James, Aleah | 23 |
| LSF | Lynch, Rodina | 23 |
| LSF | Coleman, Tangelo | 22 |
| LSF | Brown, Ciara | 22 |
| OHU | Hadad, Nagjonna | 22 |
| LSF | Blocker, Amanda | 22 |
| OHU | Brutus, Marie | 21 |
| LSF | Ellis, Darren | 20 |
| LSF | Cruz, Veronica | 20 |
| LSF | Johnson, Tania | 20 |
| LSF | Lott, Carla | 20 |
| CHS | Fort, Angela | 20 |
| LSF | Bon-Fiol, Nikol | 20 |
| LSF | Blackwood, Sandra | 19 |
| LSF | Escartin Vega, Kathia | 19 |
| OHU | Dellinger, Michael | 19 |
| OHU | Southall, Akeva | 18 |
| OHU | Valencia, Alejandro | 18 |
| LSF | Pierce, Pamela | 17 |

| Caseload of 25 - 29 Children (-4) | | |
|-----------------------------------|----------------------|----|
| CMO | Case Workers | # |
| OHU | Mcgahee, Timika | 29 |
| OHU | Dedrick, Dawn | 29 |
| OHU | Johnson, Randi | 29 |
| CHS | Covington, Walter | 29 |
| CHS | Knowlton, Sera | 29 |
| OHU | Bello, Bianca | 28 |
| LSF | Ramnaugh, Shan | 26 |
| LSF | Pamphile, Emmanuella | 26 |
| OHU | Cherident, Camy | 25 |
| OHU | Isaacs, August | 25 |
| OHU | Pizarro, Frances | 25 |
| OHU | Garcia, Anakeidie | 25 |
| LSF | Morris, Alundrea | 25 |

| Caseload of 30+ Children (+3) | | |
|-------------------------------|----------------------|----|
| CMO | Case Workers | # |
| OHU* | Simmons, Shannon | 52 |
| OHU* | Villegas, Anna | 51 |
| OHU* | Bailon, Margarita | 51 |
| OHU* | Fuentes, Norma | 48 |
| OHU* | Smith, Lorie | 44 |
| CHS | Sisk, Sarah | 37 |
| CHS | Kaina, Kelly | 37 |
| CHS | Bruce, Kortney | 36 |
| CHS | White, Melinda | 35 |
| CHS | Mcphail, Allissa | 35 |
| CHS | Bain, Claire | 34 |
| CHS | Angulo, Kayla | 33 |
| CHS | Rodgers, Aleah-Faith | 32 |
| OHU | Kohn, Ludessa | 31 |
| CHS | Meola, Laura | 30 |
| CHS | Beasley, Charlita | 30 |
| CHS | Lopez, Lena | 30 |

| Unit Supervisors Carrying Cases (-1) | | |
|--------------------------------------|-------------------|---|
| CMO | Case Workers | # |
| CHS | Luskey, Taylor | 4 |
| OHU | Gadson, Berlendah | 4 |
| OHU | Colon, Lisette | 3 |
| CHS | Cortes, Jennifer | 2 |

Circuit 10 Children Active by Assignment Role for CMO TAYS, FTC and Adoption Workers
Data as of 05/19/24

| Case Worker | Pri. | Sec. | OOC | Grand Total |
|------------------------|------|------|-----|-------------|
| Cruz, Cheyleen | 2 | 0 | 0 | 2 |
| FTC - CHS | 2 | 0 | 0 | 2 |
| Nieves, Carlos | 23 | 0 | 0 | 23 |
| Humber, John | 10 | 69 | 0 | 79 |
| TAYS - CHS | 33 | 69 | 0 | 102 |
| Cortes, Jennifer | 2 | 36 | 0 | 38 |
| Dawes, Dominique | 15 | 8 | 0 | 23 |
| Whiting, Kari | 13 | 4 | 0 | 17 |
| Adoption - CHS | 30 | 48 | 0 | 78 |
| Peralta, Joshua | 33 | 0 | 0 | 33 |
| Jones, Dane | 0 | 49 | 0 | 49 |
| TAYS - LSF | 33 | 49 | 0 | 82 |
| Collins, Sara | 1 | 7 | 0 | 8 |
| Parrish, Elizabeth | 0 | 24 | 0 | 24 |
| Hampton, Sharday | 0 | 10 | 0 | 10 |
| Adoption - LSF | 1 | 41 | 0 | 42 |
| Metelus, Getro | 3 | 25 | 1 | 29 |
| Sandbrook, Mary | 9 | 27 | 0 | 36 |
| Vazquez, Roger | 7 | 41 | 2 | 50 |
| TAYS - OHU | 19 | 93 | 3 | 115 |
| Howe, Danielle | 13 | 0 | 0 | 13 |
| Nettles, Markisha | 8 | 1 | 0 | 9 |
| Southall, Akeva | 18 | 0 | 0 | 18 |
| Myers, Julieanne | 0 | 1 | 0 | 1 |
| Adoption - OHU | 39 | 2 | 0 | 41 |
| TAYS Total | 85 | 211 | 3 | 299 |
| Adoptions Total | 70 | 91 | 0 | 161 |

Pri. = Primary - Sec. = Secondary - OOC = Out of County
Data Source: FSN Report - Children Active Receiving In-Home or Out-of-Home Services Daily Listing by District

*These OHU case managers contain caseloads that are over 65% OCS cases. On average an OCS case compares to 1.54 regular cases (i.e., 20 OCS cases approx. equals 13 regular cases).

All CHS case managers are supported by Case-Aim support. On average a Case-Aim supported case compares to 1.33 regular cases (i.e., 20 cases with Case-Aim approx. equals 15 cases without Case-Aim support).

Red = Supervisors, FTC Facilitators & Resigned CMs carrying cases **Orange** = Terminated Workers Carrying Caseloads in FSN

Healthcare Information

Data Entered Into FSFN for Children in Out-of-Home Care

| Health Information in FSFN for Children in OHC as of 05/19/2024 | | | | | | |
|---|----------------------|---------------------------------|--|--|---------------------------------|---------------------|
| Agency | # of Children in OHC | % With a Medical Record in FSFN | % With Medical Service in last 12 Months | % With Dental Service in Last 7 months | % with Immunizations Up to Date | Overall Performance |
| CHS | 269 | 100.0% | 98.1% | 95.4% | 95.2% | 96.2% |
| LSF | 264 | 100.0% | 98.5% | 91.9% | 97.7% | 96.0% |
| OHU | 247 | 99.6% | 94.3% | 85.0% | 96.4% | 91.9% |
| HFC | 780 | 99.9% | 97.1% | 91.2% | 96.4% | 94.9% |

Source: FSFN report 1009 "Source: "Healthcare Service Information for OHC"

| Health Information in FSFN as of 05/19/2024 | | | | |
|---|------------------------------|--|---|----------------------------------|
| Agency | # of Missing Medical Records | # of Medical Appointments Needing Update | # of Dental Appointments Needing Update | # of Immunization Needing Update |
| CHS | 0 | 5 | 9 | 13 |
| LSF | 0 | 4 | 14 | 6 |
| OHU | 1 | 14 | 22 | 9 |
| HFC | 1 | 23 | 45 | 28 |

Source: "Healthcare Service Information for OHC - Report 1009"

Scorecard Measures 9 & 10 - Children Receiving Healthcare Services

SM 9 - Percent of children in out-of-home care who have received medical services in the last 12 months – Target = 95%

SM 10 - Percent of children in out-of-home care who have received dental services in the last 7 months – Target = 95%

| Scorecard Measure #9 Children Receiving Medical Services Within Last 12 Mths Daily Snapshot as of 05/19/2024 | | | |
|--|---------------------------------|---------------------------------|-----------------------------------|
| Agency | Appointment within last 12 mths | Total Children out-of-home care | Percent Medical Services Received |
| CHS | 385 | 396 | 97.2% ★ |
| LSF | 398 | 405 | 98.3% ★ |
| OHU | 361 | 380 | 95.0% ★ |
| HFC Total | 1144 | 1181 | 96.9% ★ |
| Statewide | 16,541 | 17,918 | 92.3% |

Source: FSFN report 1096 – Children in OHC Who Received Medical Services in the Last Twelve Months

| Scorecard Measure #10 Children Receiving Dental Services Within Last 7 Mths Daily Snapshot as of 05/19/2024 | | | |
|---|--------------------------------|---------------------------------|----------------------------------|
| Agency | Appointment within last 7 mths | Total Children out-of-home care | Percent Dental Services Received |
| CHS | 267 | 280 | 95.3% |
| LSF | 235 | 264 | 89.0% |
| OHU | 205 | 233 | 88.0% |
| HFC Total | 707 | 777 | 90.99% |
| Statewide | 10,074 | 12,289 | 81.98% |

Source: FSFN report 1093 – Children in OHC Who Received Dental Services in the Last Seven Months

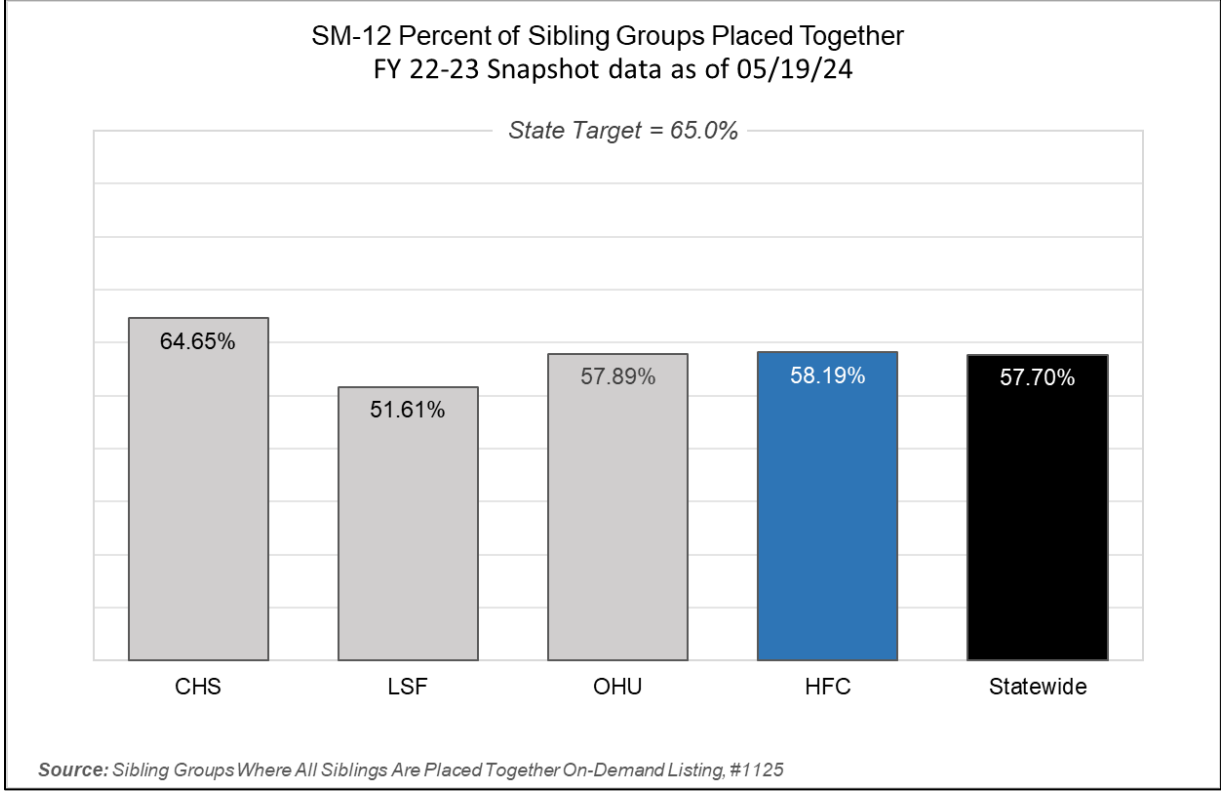
Scorecard Measure 12 – Separated Siblings

SM12 - Percentage of sibling groups in out-of-home care where all siblings are placed together – Target = 65.0%

| SM12 - Percent of Sibling Groups Placed Together FY 22-23 Snapshot data as of May 19, 2024 | | | |
|---|--------------------------------------|----------------------------|-------------------------------------|
| Agency | Number of Cases w/ Siblings Together | Total Cases Sibling Groups | Percent of Siblings Placed Together |
| CHS | 64 | 99 | 64.65% |
| LSF | 48 | 93 | 51.61% |
| OHU | 55 | 95 | 57.89% |
| HFC | 167 | 287 | 58.19% |
| Statewide | 2,470 | 4,281 | 57.70% |

Source: Sibling Groups Where All Siblings Are Placed Together On-Demand Listing, #1125

Number of sibling groups to achieve SM12 target – 28 Sibling Groups

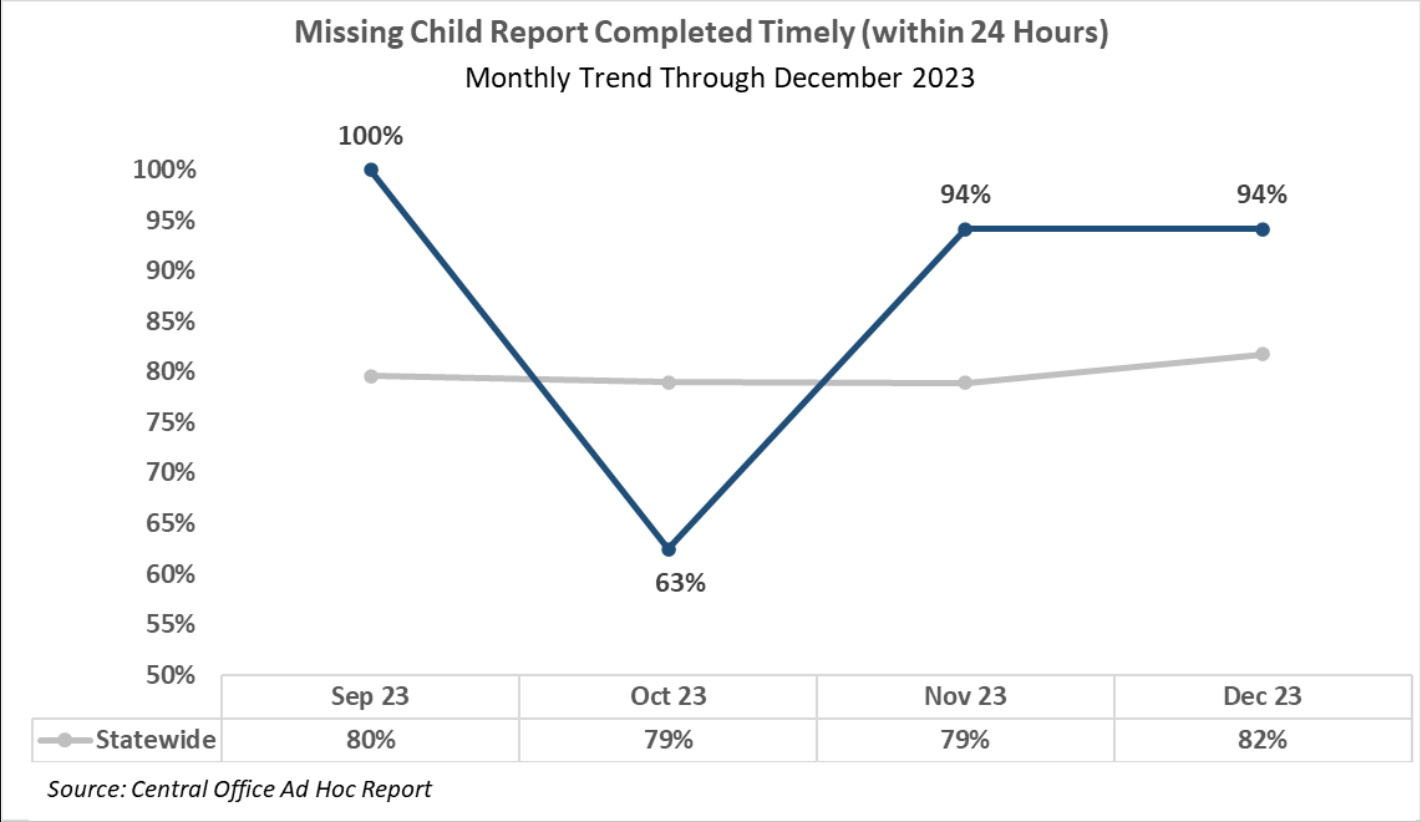


Missing Children in Out of Home Care

Children currently missing or recovered while in OHC

| Heartland for Children Children in OHC who are Missing or Now Recovered Data as of 05/19/24 | | | | | |
|---|-----------------|--------------|----------|------------|---------------|
| | Current Missing | Late Reports | Late ATL | Recoveries | Late Debriefs |
| CHS | 2 | 0 | 0 | 2 | 1 |
| LSF | 2 | 0 | 0 | 0 | 0 |
| OHU | 1 | 0 | 0 | 0 | 0 |
| CPI | 0 | 0 | 0 | 0 | 0 |
| Total | 4 | 0 | 0 | 2 | 1 |

Source: HFC MCR Tracking Log ATL = Attempts to Locate



In-Home Safety Plan Management

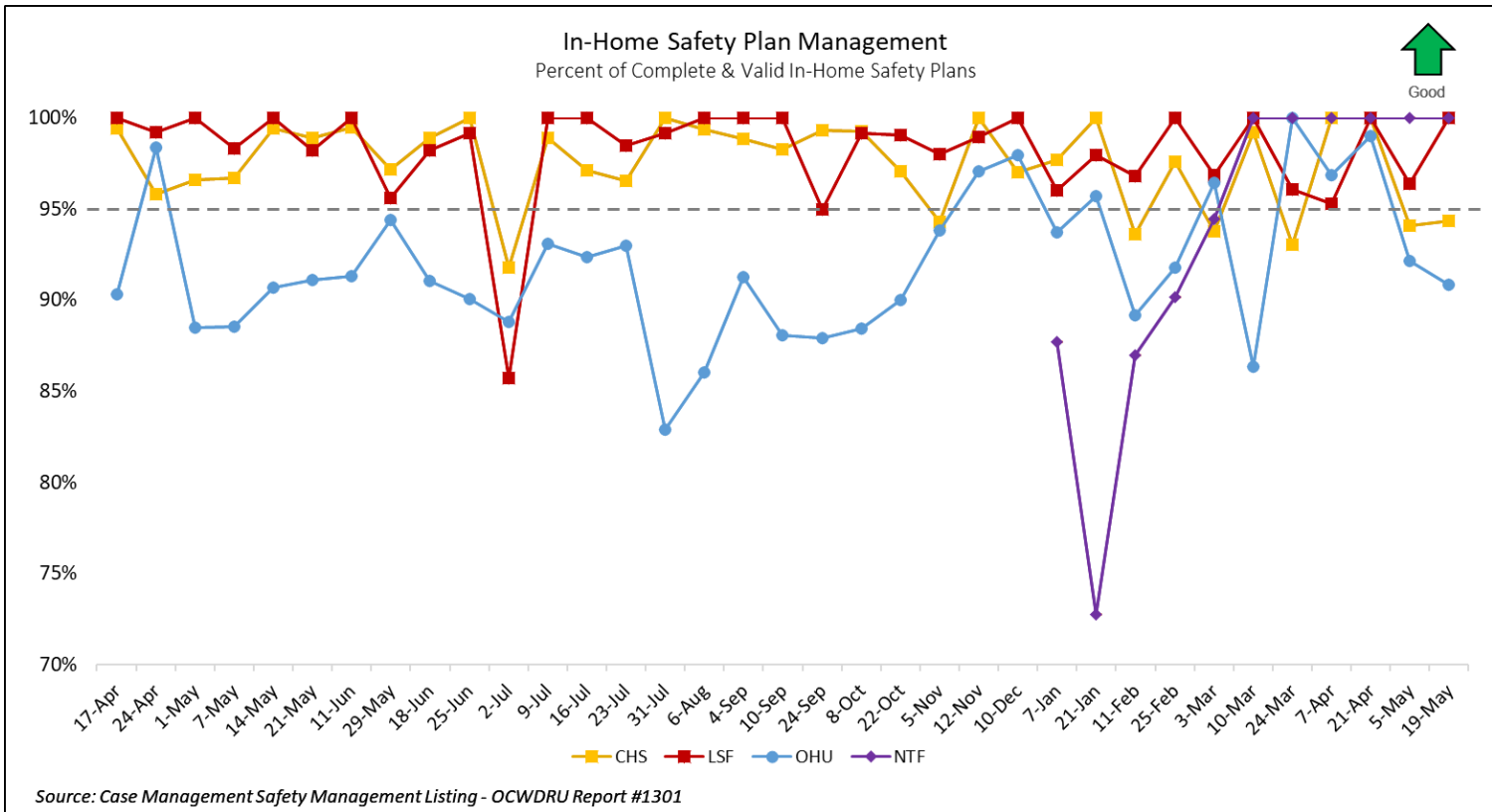
Percent of Completed In-Home Safety Plans under 180 Effective Days – Target: 95.0%

| In-Home Safety Plan Management | | | | |
|--|------------------------------|-------------------------------|-----------------------------|---------------------|
| Percent of <u>Completed</u> In-Home Safety Plans under 180 <u>Effective</u> Days | | | | |
| Data as of 05/19/2024 | | | | |
| Agency | No -or- Expired Safety Plans | Complete & Valid Safety Plans | Total Required Safety Plans | Percentage Complete |
| CHS | 7 | 117 | 124 | 94.4% |
| LSF | 0 | 116 | 116 | 100.0% |
| OHU | 10 | 99 | 109 | 90.8% |
| NTF | 0 | 49 | 49 | 100.0% |
| HFC Total* | 17 | 381 | 398 | 95.73% |

Source Report: Case Management Safety Management Listing - OCWDRU Report #1301
Target of 95%

| Of the 381 completed safety plans, 37 will expire in the next 30 or 60 days | | | |
|---|--------------------|--------------------|-----------|
| Agency | Expires in 30 Days | Expires in 60 Days | Total |
| CHS | 2 | 9 | 11 |
| LSF | 4 | 17 | 21 |
| OHU | 1 | 4 | 5 |
| NTF | 0 | 0 | 0 |
| HFC Total | 7 | 30 | 37 |

Source report 1301 'Case Management Safety Management Listing' - Data as of 05/19/2024



Child Placement Agreement Errors

Active CPA's with errors and non-active CPA's needing closure.

Child Placement Agreement Errors

Data as of 05/19/2024

The 14 active CPA's with errors contain the 19 total errors.

| Agency | Total CPA's Needing Correction | Non-Active CPA's Needing Closure | Total Active CPA's not Completed | New CPA Needed | Need to Upload Signed Agreement | Need Supervisor Approval | No Provider Listed | Total Errors |
|--------------|--------------------------------------|--|--|-------------------|---------------------------------------|--------------------------------|-----------------------|-----------------|
| CHS | 9 | 1 | 8 | 5 | 3 | | 1 | 9 |
| LSF | 2 | 0 | 2 | 1 | 1 | | 1 | 3 |
| OHU | 4 | 0 | 4 | 3 | 2 | 2 | | 7 |
| Total | 15 | 1 | 14 | 9 | 6 | 2 | 2 | 19 |

Source: FSFN - Child Placement Agreement Status for Children in Out-of-Home Care On-Demand Listing - OCWDRU Report #1256
Criteria: Children with a CPA Effective Date.

Percent of Children with an Active Completed CPA

Data as of 05/19/2024

| Agency | Total Active CPA's | CPA's Fully Completed | % of Completed CPA's |
|--------------|-----------------------|--------------------------|-------------------------|
| CHS | 38 | 30 | 79% |
| LSF | 26 | 24 | 92% |
| OHU | 9 | 5 | 56% |
| Total | 73 | 59 | 81% |

Source: FSFN - Child Placement Agreement Status - OCWDRU Report #1256
Criteria: Children with an CPA Effective Date.

Psychotropic Medications

Children with Psychotropic Medications Prescriptions

Heartland For Children

Number of Children in Out-of-Home Care with at Least one Psyc. Medication and Percent of Children w/ a Valid Consent

Data as of 05/19/2024

| Agency | All Children in OHC | % of Children in OHC w/ Psyc Meds | All Children with Psyc Meds | # of children w/ a current parent or court order | % w/ a current parent or court order |
|------------------|------------------------|---|-----------------------------------|--|--|
| CHS | 411 | 9.5% | 39 | 38 | 97.4% |
| LSF | 422 | 8.8% | 37 | 37 | 100.0% |
| OHU | 387 | 7.8% | 30 | 30 | 100.0% |
| HFC | 1,220 | 8.7% | 106 | 105 | 99.1% |
| DCF | 0 | 0.0% | 3 | 0 | 0.0% |
| Statewide | 18,862 | 13.3% | 2,504 | 2,466 | 98.5% |

Source: Children in OHC with One or More Current Prescriptions for a Psychotropic Medication, Ages 0 to 17 - #1002

Source: Children and Young Adults in Out-of-Home Care or Receiving In-Home Services Listing - #1077

Valid = Children with a parent consent and the parents are TPR'd are not considered valid consents

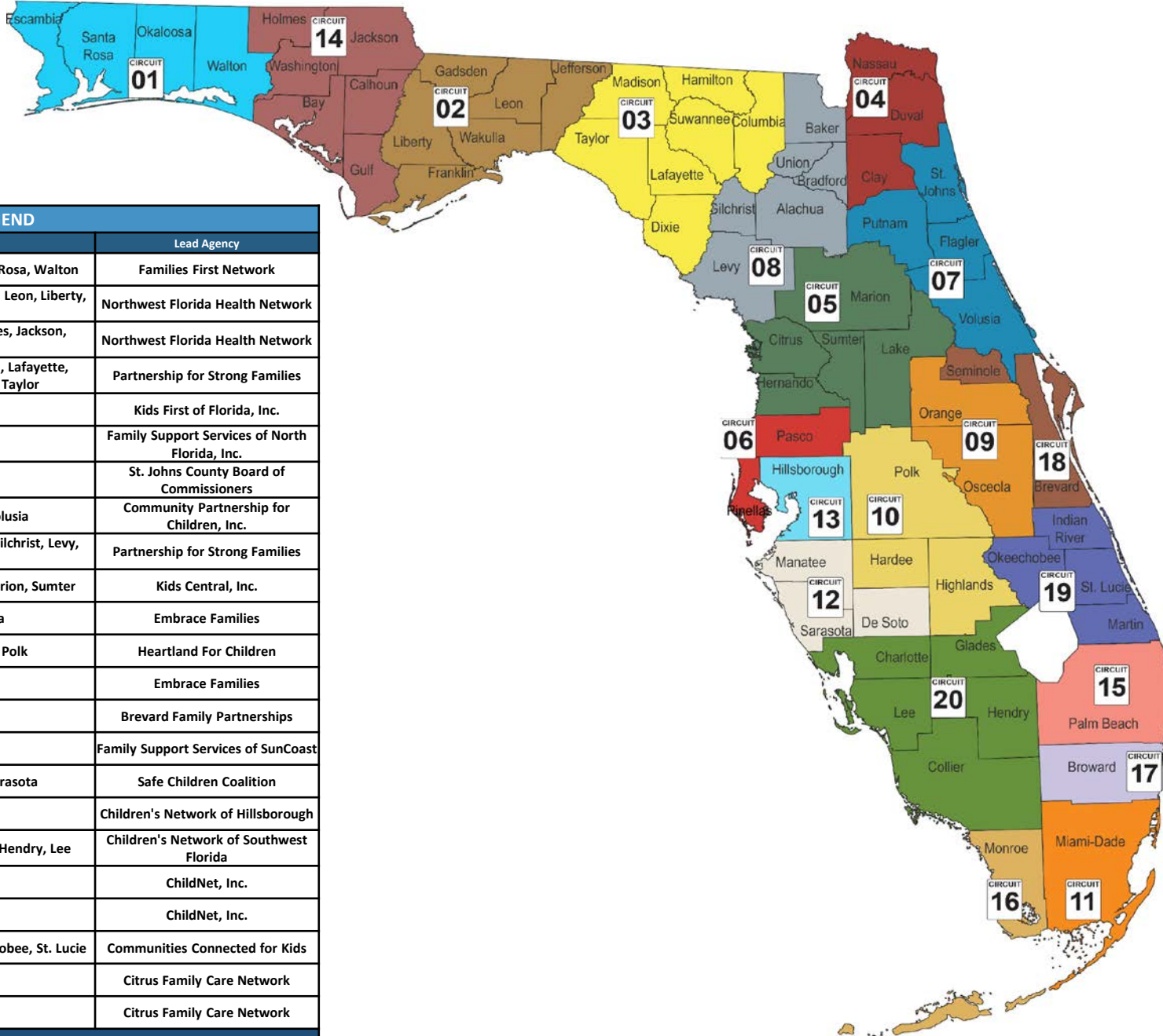
Unified Home Studies – Approval Status

Cases with a Pending or No UHS – 45+ Days Past Due; **Data-as-of: 05/20/2024**

| Relative / Non-Relative Unified Home Study Approval Status | | | |
|---|-----------------|-------------------------|------------------------|
| 45 Days since Case Transfer - <u>Past Due</u> | | | |
| Agency | # of UHS | Status - Pending | Status - No UHS |
| CHS | 3 | 2 | 1 |
| LSF | 0 | 0 | 0 |
| OHU | 1 | 0 | 1 |
| Total | 4 | 2 | 2 |



Community Based Care Lead Agency Map



LEGEND

| Circuit | Region | Counties | Lead Agency |
|---------|------------|---|--|
| 1 | North West | Escambia, Okaloosa, Santa Rosa, Walton | Families First Network |
| 2 | | Franklin, Gadsden, Jefferson, Leon, Liberty, Wakulla | Northwest Florida Health Network |
| 14 | | Bay, Calhoun, Gulf, Holmes, Jackson, Washington | Northwest Florida Health Network |
| 3 | North East | Columbia, Dixie, Hamilton, Lafayette, Madison, Suwannee, Taylor | Partnership for Strong Families |
| 4 | | Clay | Kids First of Florida, Inc. |
| 4 | | Duval, Nassau | Family Support Services of North Florida, Inc. |
| 7 | | St. Johns | St. Johns County Board of Commissioners |
| 7 | | Flagler, Putnam, Volusia | Community Partnership for Children, Inc. |
| 8 | | Alachua, Baker, Bradford, Gilchrist, Levy, Union | Partnership for Strong Families |
| 5 | Central | Citrus, Hernando, Lake, Marion, Sumter | Kids Central, Inc. |
| 9 | | Orange, Osceola | Embrace Families |
| 10 | | Hardee, Highlands, Polk | Heartland For Children |
| 18 | | Seminole | Embrace Families |
| 18 | | Brevard | Brevard Family Partnerships |
| 6 | Sun Coast | Pasco, Pinellas | Family Support Services of SunCoast |
| 12 | | DeSoto, Manatee, Sarasota | Safe Children Coalition |
| 13 | | Hillsborough | Children's Network of Hillsborough |
| 20 | | Charlotte, Collier, Glades, Hendry, Lee | Children's Network of Southwest Florida |
| 15 | South East | Palm Beach | ChildNet, Inc. |
| 17 | | Broward | ChildNet, Inc. |
| 19 | | Indian River, Martin, Okeechobee, St. Lucie | Communities Connected for Kids |
| 11 | Southern | Miami-Dade | Citrus Family Care Network |
| 16 | | Monroe | Citrus Family Care Network |

AWARENESS FOR May

- **National Foster Care Month**
- **Water Safety Month**
- **Mother's Day – 5/12**
- **Memorial Day – 5/27**

HEALTH RESOURCES

For more COVID information specific to Florida, go to floridahealthcovid19.gov

Call Center is available 24/7
(866) 779-6121 or email
COVID-19@flhealth.gov.

For more vaccine information go to
<https://floridahealthcovid19.gov/covid-19-vaccines-in-florida/>

SAFETY RESOURCES

Internet Safety and Tips

- [Information, Advice and Support to Keep Children Safe Online](https://internetmatters.org) (internetmatters.org)
- [NetSmartz Home](https://missingkids.org) (missingkids.org)

Safe Sleep

- www.ounce.org/safe_sleep.html

Swim Safety Tips

- Pool Party Water Safety Tips: bit.ly/41UoFcY
- Water Safety Tips: [ounce.org/water_safety.html](https://www.ounce.org/water_safety.html)

Hot Car Safety Tips

- nhtsa.gov/campaign/heatstroke

COMMUNITY RESOURCES

Polk Plays

- Does your child use a school readiness voucher through the Early Learning Coalition of Polk County?
- Are you a Polk County resident with an EBT SNAP card?

If you answer yes to EITHER of these questions, you can receive a FREE one-year membership to Florida Children's Museum. Membership includes all members of your household. Learn more and sign up at polkplays.org

FREE Dental Care Event

Date: 5/31-6/1

Location: RP Funding Center in Lakeland

The Florida Dental Association is hosting Florida Mission of Mercy, a large-scale professional dental clinic that provides care to any patient at no cost to them.

To learn more visit flamom.com.

Summer Camp Guide

lakelandmom.com/summer-camp-directory/

Free Books for Children 0-5

uwcf.org/dolly-partons-imagination-library/

United Way's 211

Call 211 or visit 211.org

Getting free confidential help for needs such as food, housing, employment, utilities, mental health and much more is just a text, call, or click away.

ECHO Ministries

Help provide tangible needs to children in foster, adoptive, relative and non-relative care.

To Donate: ECHO Distribution Center every Wednesday from 9AM-12PM at 3625 Century Blvd Unit 1A, Lakeland, FL.

<https://www.echoministriesflorida.net/>

Find Help (Previously Aunt Bertha)

<https://www.findhelp.org/>

Find local resources for food, health, housing, employment programs & other community resources in seconds.

HOPE FLORIDA A PATHWAY TO PROSPERITY Call 850-300-HOPE

myflfamilies.com/services/hope-florida

Services offered by Hope Navigators:

- Identifying goals and barriers
- Referrals to local, community-based partners
- One-on-one support to develop a plan to achieve economic-self sufficiency

Autism/ASD Support Group

Last Friday of each month 10AM-11:30AM

At Bonnet Springs Park in Lakeland
Childcare will be provided.

Please call (813) 455-2846 or

email Efigueroa2@usf.edu to register.

Circuit 10 Children's Mental & Behavioral Health Resources

<https://sites.google.com/view/floridac10/mhbhresources/home>

On this site you will find:

- Heartland for Children's Parent Portal
- MyFloridaMyFamily Community Services
- Florida Mobile Response Team- 24/7 Crisis Assistance
- Florida Statewide Medicaid Managed Care
- Florida Association of Christian Child Caring Agencies
- Florida Network Short-term Residential Programs
- Center for Autism Related Disabilities (CARD)
- National Alliance on Mental Illness
- Post Adoption Support
- Zebra Coalition
- Central FL Behavioral Health Network
- Hope Florida – A Pathway to Prosperity

Food Distribution Schedule

Polk, Highlands and Hardee Counties Food Distribution Sites

uwcf.org/initiatives/endhunger/schedule/

Healthy Families Florida

Family support and coaching program that helps parents provide the safe and stable environments children need for healthy growth and development.

healthyfamiliesfla.org/programs_map.html

Domestic Violence Services

Peace River Center's Domestic Violence Program provides free, confidential services for individuals affected by domestic violence, sexual assault and human trafficking crimes, their family members and friends in Polk, Hardee and Highlands counties.

24-Hour Domestic Violence Crisis Lines

Hardee/Highlands 863.386.1167

Polk 863.413.2700

Victim Services Office Line 863.413.2708

Victim Services – Polk County 1860 South Crystal Lake Drive, Lakeland, FL 33801

Victim Services – Hardee/Highlands Counties

1570 Lakeview Drive, Sebring, FL 33870

HFC EVENTS

2024 Child Welfare Provider Fair

Thursday, April 25th from 10AM-4PM

Bartow Civic Center

2250 S Floral Ave, Bartow

RSVP:

<https://form.jotform.com/231225767485059>

Foster Care Info Night

Tuesday, June 4th at 6:30PM

1239 E Main St. Bartow, FL 33830

(2nd Floor) Register: 863-519-8900 x 289

HFC's "Let's Talk About it" Podcast

where we provide education and resources for family matters in Polk, Highlands and Hardee Counties

[Apple Podcasts](#) / [Anchor](#) / [Spotify](#) / [YouTube](#)

POLK COUNTY

Free Trainings for Parents & Teachers

Early Learning Coalition of Polk County is hosting classes in multiple locations providing tools and resources and food. Space is limited.

Register here: <https://bit.ly/3AJgNz3>

Peer Recovery Center

Center for Behavioral Health Annex

1501 1st Street South, Winter Haven, FL 33880

Hours: Monday – Friday from 9AM-3PM

The center is a place for adults with a mental health diagnosis to receive education, support, resources and socialization.

Contact: (863) 293-1121 x 205789 for more info

Florida Children Museum

400 Bonnet Springs Blvd.

Lakeland, FL 33815

Contact: (863) 687-3869

<https://explorefc.com>

Carol Jenkin Barnett United Way Resource Center

Offers weekly classes for children from infants through age 5 where parents and children will learn and socialize as they participate in fun, stimulating, developmental activities. These classes are FREE and a great opportunity to meet other moms and caregivers.

- Breast Feeding Support Group
- Autism/ASD Support Group
- Child Development Classes
- Free Tax Prep
- Healthcare Navigator
- Free Child Development Screenings (1st Wednesday and 3rd Monday each month)
- Infant Massage Classes

Location: 400 Bonnet Springs Blvd. Lakeland, FL 33815

<https://uwcf.org/resourcecenter/>

HIGHLANDS COUNTY

Swimming Lessons at YMCA

<http://www.highlandsymca.org/aquatics.htm>

Champion for Children

Provides child abuse and neglect prevention programs and early-intervention services to children and families in Highlands County.

Contact for more info about the documentary

RESILIENCE: The Biology of Stress and the Science of Hope which talks about the connection between trauma and health.

Office: (863) 382-2905

<https://www.championforchildren.org/>

Children's Museum of the Highlands

Hands on Learning for Ages 1-12

Cost: \$8/per person (ages 1+) for all day play.

219 N Ridgewood Dr. Sebring, Florida

(863) 451-5385 (contact museum for updated hours)

Preservers of Life

Highlands County Community Nursing Organization
This organization provides prevention healthcare and helps businesses and individuals integrate holistic health and wellness practices.

Kasey Pacheco, Community Nurse Collaborator

Kasey@preserversoflife.com | (863) 420-5255

FREE GED Prep & ESOL Classes

South Florida State College is offering free classes for adults in Highlands and Hardee Counties to improve adult literacy.

Contact: Sari Crews

863-784-7473 | sari.crews@southflorida.edu

<https://www.southflorida.edu/future-students/general-educational-development-program-ged>

<https://www.southflorida.edu/future-students/general-educational-development-program-ged>

HARDEE COUNTY

Hardee County Swimming Resources

[Swim Lessons](#) | [Florida Department of Health in Hardee \(floridahealth.gov\)](#)

Hardee Help Center

A Christ-centered community service organization bringing hope & healing to Hardee County families in difficult seasons of life.

713 E Bay Street Wauchula, FL 33873

Contact: info@hardeehelpcenter.com | 863-773-0034

Visit Hardee

Website for upcoming events, community updates and resources: <https://www.visithardee.com/events>

FREE GED Prep & ESOL Classes

South Florida State College is offering free classes for adults in Highlands and Hardee Counties to improve adult literacy.

Contact: Sari Crews

863-784-7473 | sari.crews@southflorida.edu

<https://www.southflorida.edu/future-students/general-educational-development-program-ged>



SCAN ME

For additional resources and county events, check out our most recent Parent's Corner Newsletter.

AWARENESS FOR JUNE

- **National Reunification Month**
- **Father's Day – 6/16**

HEALTH RESOURCES

For more COVID information specific to Florida, go to floridahealthcovid19.gov

Call Center is available 24/7 (866) 779-6121 or email COVID-19@flhealth.gov.

For more vaccine information go to <https://floridahealthcovid19.gov/covid-19-vaccines-in-florida/>

SAFETY RESOURCES

Internet Safety and Tips

- [Information, Advice and Support to Keep Children Safe Online \(internetmatters.org\)](#)
- [NetSmartz Home \(missingkids.org\)](#)

Safe Sleep

- www.ounce.org/safe_sleep.html

Swim Safety Tips

- Pool Party Water Safety Tips: bit.ly/41UoFcY
- Water Safety Tips: ounce.org/water_safety.html
- **Hot Car Safety Tips** nhtsa.gov/campaign/heatstroke

COMMUNITY RESOURCES

Polk Plays

- Does your child use a school readiness voucher through the Early Learning Coalition of Polk County?
- Are you a Polk County resident with an EBT SNAP card?

If you answer yes to EITHER of these questions, you can receive a FREE one-year membership to Florida Children's Museum. Membership includes all members of your household. Learn more and sign up at polkplays.org

FREE Dental Care Event

Date: 5/31-6/1

Location: **RP Funding Center in Lakeland**

The Florida Dental Association is hosting Florida Mission of Mercy, a large-scale professional dental clinic that provides care to any patient at no cost to them.

To learn more visit flamom.com.

Summer Camp Guide

lakelandmom.com/summer-camp-directory/

Free Books for Children 0-5

uwcf.org/dolly-partons-imagination-library/

United Way's 211

Call 211 or visit 211.org

Getting free confidential help for needs such as food, housing, employment, utilities, mental health and much more is just a text, call, or click away.

ECHO Ministries

Help provide tangible needs to children in foster, adoptive, relative and non-relative care.

To Donate: ECHO Distribution Center every Wednesday from 9AM-12PM at 3625 Century Blvd Unit 1A, Lakeland, FL.

<https://www.echoministriesflorida.net/>

Find Help (Previously Aunt Bertha)

<https://www.findhelp.org/>

Find local resources for food, health, housing, employment programs & other community resources in seconds.

HOPE FLORIDA A PATHWAY TO PROSPERITY Call 850-300-HOPE

myfamilies.com/services/hope-florida

Services offered by Hope Navigators:

- Identifying goals and barriers
- Referrals to local, community-based partners
- One-on-one support to develop a plan to achieve economic-self sufficiency

Autism/ASD Support Group

Last Friday of each month 10AM-11:30AM

At Bonnet Springs Park in Lakeland Childcare will be provided.

Please call (813) 455-2846 or email Efigueroa2@usf.edu to register.

Circuit 10 Children's Mental & Behavioral Health Resources

<https://sites.google.com/view/floridac10/mhbhresources/home>

On this site you will find:

- Heartland for Children's Parent Portal
- MyFloridaMyFamily Community Services
- Florida Mobile Response Team- 24/7 Crisis Assistance
- Florida Statewide Medicaid Managed Care
- Florida Association of Christian Child Caring Agencies
- Florida Network Short-term Residential Programs
- Center for Autism Related Disabilities (CARD)
- National Alliance on Mental Illness
- Post Adoption Support
- Zebra Coalition
- Central FL Behavioral Health Network
- Hope Florida – A Pathway to Prosperity

Food Distribution Schedule

Polk, Highlands and Hardee Counties Food Distribution Sites

uwcf.org/initiatives/endhunger/schedule/

Healthy Families Florida

Family support and coaching program that helps parents provide the safe and stable environments children need for healthy growth and development. healthyfamiliesfla.org/programs_map.html

Domestic Violence Services

Peace River Center's Domestic Violence Program provides free, confidential services for individuals affected by domestic violence, sexual assault and human trafficking crimes, their family members and friends in Polk, Hardee and Highlands counties.

24-Hour Domestic Violence Crisis Lines

Hardee/Highlands 863.386.1167

Polk 863.413.2700

Victim Services Office Line 863.413.2708

Victim Services – Polk County 1860 South Crystal Lake Drive, Lakeland, FL 33801

Victim Services – Hardee/Highlands Counties

1570 Lakeview Drive, Sebring, FL 33870

HFC EVENTS

Foster Care Info Night

Tuesday, June 4th at 6:30PM
1239 E Main St. Bartow, FL 33830
(2nd Floor) Register: 863-519-8900 x 289

Back to School Bash for Kids in Care

Saturday, July 27 from 10AM-1PM
Heartland Youth Village
3350 E State Rd 60, Bartow, FL 33830
Space is limited to the first 350 people to register. Register here by 7/19:
<https://form.jotform.com/241284968552063>

HFC's "Let's Talk About it" Podcast

where we provide education and resources for family matters in Polk, Highlands and Hardee Counties
[Apple Podcasts](#) / [Anchor](#) / [Spotify](#) / [YouTube](#)

POLK COUNTY

Free Trainings for Parents & Teachers

Early Learning Coalition of Polk County is hosting classes in multiple locations providing tools and resources and food. Space is limited.

Register here: <https://bit.ly/3AJqNz3>

Peer Recovery Center

Center for Behavioral Health Annex
1501 1st Street South, Winter Haven, FL 33880

Hours: Monday – Friday from 9AM-3PM

The center is a place for adults with a mental health diagnosis to receive education, support, resources and socialization.

Contact: (863) 293-1121 x 205789 for more info

Florida Children Museum

400 Bonnet Springs Blvd.

Lakeland, FL 33815

Contact: (863) 687-3869

<https://explorefc.com>

Carol Jenkin Barnett United Way Resource Center

Offers weekly classes for children from infants through age 5 where parents and children will learn and socialize as they participate in fun, stimulating, developmental activities. These classes are FREE and a great opportunity to meet other moms and caregivers.

- Breast Feeding Support Group
- Autism/ASD Support Group
- Child Development Classes
- Free Tax Prep
- Healthcare Navigator
- Free Child Development Screenings (1st Wednesday and 3rd Monday each month)
- Infant Massage Classes

Location: 400 Bonnet Springs Blvd. Lakeland, FL 33815
<https://uwcf.org/resourcecenter/>

HIGHLANDS COUNTY

Swimming Lessons at YMCA

<http://www.highlandsymca.org/aquatics.htm>

Champion for Children

Provides child abuse and neglect prevention programs and early-intervention services to children and families in Highlands County.

Contact for more info about the documentary **RESILIENCE: The Biology of Stress and the Science of Hope** which talks about the connection between trauma and health.

Office: (863) 382-2905

<https://www.championforchildren.org/>

Children's Museum of the Highlands

Hands on Learning for Ages 1-12

Cost: \$8/per person (ages 1+) for all day play.

219 N Ridgewood Dr. Sebring, Florida

(863) 451-5385 (contact museum for updated hours)

Preservers of Life

Highlands County Community Nursing Organization
This organization provides prevention healthcare and helps businesses and individuals integrate holistic health and wellness practices.

Kasey Pacheco, Community Nurse Collaborator

Kasey@preserversoflife.com | (863) 420-5255

FREE GED Prep & ESOL Classes

South Florida State College is offering free classes for adults in Highlands and Hardee Counties to improve adult literacy.

Contact: Sari Crews

863-784-7473 | sari.crews@southflorida.edu

<https://www.southflorida.edu/future-students/general-educational-development-program-ged>

HARDEE COUNTY

Hardee County Swimming Resources

[Swim Lessons | Florida Department of Health in Hardee \(floridahealth.gov\)](#)

Hardee Help Center

A Christ-centered community service organization bringing hope & healing to Hardee County families in difficult seasons of life.

713 E Bay Street Wauchula, FL 33873

Contact: info@hardeehelpcenter.com | 863-773-0034

Visit Hardee

Website for upcoming events, community updates and resources: <https://www.visithardee.com/events>

FREE GED Prep & ESOL Classes

South Florida State College is offering free classes for adults in Highlands and Hardee Counties to improve adult literacy.

Contact: Sari Crews

863-784-7473 | sari.crews@southflorida.edu

<https://www.southflorida.edu/future-students/general-educational-development-program-ged>



SCAN ME



For additional resources and county events, check out our most recent Parent's Corner Newsletter.