

Performance & Quality Improvement (PQI) Report

Data for week ended Sunday, April 07, 2024



Mission

Improving safety, permanency and well-being for all children in Polk, Highlands, and Hardee Counties

Vision

To eliminate child abuse and neglect in Polk, Highlands, and Hardee Counties



Community Based Care Lead Agency Scorecard

FY 23-24, Quarter 2 Performance

CBC Lead Agency Scorecard Performance Table	Safety				Permanency				Well-Being			
Measures	1. Rate of Abuse per 100,000 days while in foster care.	2. Percent of children who are not neglected or abused during in-home services.	3. Children who are not neglected or abused after closure of services.	4. Children under supervision who are seen every 30 days.	5. Children exiting foster care to a permanent home within 12 months of entering care.	6. Children achieving permanency in 12 months for children in foster care 12 to 23 months.	7. Children who do not re-enter foster care within 12 months of moving to a permanent home.	8. Children's placement moves per 1,000 days in foster care.	9. Children in out-of-home care who have received medical services in the last 12 months.	10. Children in out-of-home care who received dental services within the last 7 months.	11. Young adults in foster care at age 18 that have completed or are enrolled in secondary education.	12. Children placed with all of their siblings who are in out of home care.
Quarterly Scheduled FSFN Listing Report #	1272	1156	1157	1158	1159	1160	1162	1161	1163	1164	1165	1166
Standard	8.5	95.0%	95.0%	99.5%	40.5%	43.6%	91.7%	4.12	95.0%	95.0%	80.0%	65.0%
Reporting Period	10/01/22 to 09/30/23	10/01/22 to 09/30/23	04/01/22 to 03/31/23	01/01/23 to 12/31/23	01/01/22 to 12/31/22	01/01/23	01/01/21 to 12/31/21	01/01/23 to 12/31/23	12/31/23	12/31/23	01/01/23 to 12/31/23	12/31/23
Brevard Family Partnership	11.22	95.40%	94.59%	99.75%	28.00%	57.66%	87.16%	5.50	96.60%	87.87%	81.48%	61.68%
ChildNet-Broward	6.90	95.72%	98.19%	99.76%	33.74%	57.84%	86.52%	4.79	96.91%	92.55%	71.43%	67.32%
ChildNet-Palm Beach	8.07	96.43%	96.66%	99.71%	35.12%	59.20%	95.60%	4.19	95.12%	89.59%	90.70%	62.42%
Childrens Network of SW Florida	4.36	97.00%	97.81%	99.81%	34.37%	59.66%	92.25%	6.19	98.62%	97.74%	95.00%	60.73%
Childrens Network-Hillsborough	8.60	97.63%	94.99%	99.18%	23.11%	33.58%	88.07%	8.66	93.79%	76.36%	69.09%	54.78%
Citrus Health Network	6.00	95.75%	98.36%	99.63%	24.12%	50.61%	92.19%	4.37	97.11%	95.69%	88.24%	60.98%
Communities Connected for Kids	9.64	94.17%	97.00%	99.91%	36.93%	70.18%	91.78%	3.64	98.47%	95.65%	73.91%	72.97%
Community Partnership for Children	6.02	97.44%	96.67%	99.88%	27.07%	50.57%	81.03%	3.74	97.82%	82.93%	96.67%	56.58%
Embrace Families	9.16	94.67%	97.47%	98.70%	27.42%	38.16%	90.82%	6.21	80.17%	53.61%	79.73%	54.14%
Family Integrity Program	0.00	98.45%	96.72%	99.83%	27.03%	65.38%	86.36%	3.95	100.00%	97.22%	87.50%	33.33%
Family Support Services of North Fla	6.54	96.35%	96.76%	99.65%	23.12%	49.45%	94.44%	5.43	95.10%	82.85%	90.48%	54.74%
FSS Suncoast	5.66	96.72%	97.10%	99.42%	28.68%	48.71%	91.12%	6.36	83.37%	55.10%	63.64%	58.12%
Heartland for Children	8.55	93.90%	96.91%	99.83%	28.61%	46.48%	92.43%	4.08	97.94%	93.22%	86.84%	54.79%
Kids Central, Inc.	5.93	96.10%	97.71%	97.32%	24.65%	34.68%	93.36%	8.26	86.05%	63.37%	83.78%	63.68%
Kids First of Florida, Inc.	1.32	99.54%	99.49%	99.91%	12.66%	60.98%	92.59%	3.00	94.87%	76.85%	55.56%	57.58%
NWF Health Network - East	7.44	96.67%	96.93%	99.80%	33.33%	53.08%	89.06%	6.15	97.02%	86.41%	84.62%	50.26%
NWF Health Network - West	12.18	94.18%	95.87%	99.79%	28.49%	57.73%	93.33%	6.19	96.42%	83.33%	91.43%	57.65%
Partnership for Strong Families	8.49	96.53%	98.10%	99.66%	22.20%	49.26%	94.57%	7.78	96.11%	65.87%	68.18%	50.46%
Safe Children Coalition	5.87	97.38%	95.96%	99.47%	40.08%	54.55%	92.15%	4.88	97.42%	85.48%	64.52%	66.46%
Statewide	7.47	96.14%	96.85%	98.92%	29.09%	48.56%	91.07%	5.81	92.58%	78.32%	80.95%	58.35%
Red Zone	8.85	92.9%	92.9%	98.9%	36.3%	39.2%	90.8%	4.54	89.9%	89.9%	69.9%	60.0%

Scorecard Measure 4 – Children Seen Every Thirty Days

SM04 - Percent of children under supervision who are required to be seen every 30 days – Target = 99.5%

Current Month

Scorecard Measure #4 - Children Under Supervision Who Are Seen Every Thirty Days		
April 2024 as of 04/07/2024		
Report Date Range: 04/01/2024 to 04/30/2024		
Agency	# of Children <u>Not</u> seen in 30 days	% of Children seen timely
CHS	4	99.80%
LSF	4	99.33%
OHU	3	99.87%
NTF	0	100.00%
HFC	11	99.70%
Statewide		99.57%
<i>Source Monthly: "Children Under Supervision Who Are Seen Every Thirty Days - Report #1144"</i>		
<i>Target of 99.5%</i>		

Prior Month End

Scorecard Measure #4 - Children Under Supervision Who Are Seen Every Thirty Days		
March 2024 as of 04/07/2024		
Report Date Range: 03/01/2024 to 03/31/2024		
Agency	# of Children <u>Not</u> seen in 30 days	% of Children seen timely
CHS	7	99.93% ★
LSF	4	99.95% ★
OHU	5	99.92% ★
NTF	4	98.67%
HFC	20	99.87% ★
Statewide		99.75%
<i>Source Monthly: "Children Under Supervision Who Are Seen Every Thirty Days - Report #1144"</i>		
<i>Target of 99.5%</i>		

Monthly Birth Parent Contacts

Target = 70% Mothers and 50% Fathers - seen monthly

Current
Month

Birth Parent Contact Completed						
April 2024 as of 04/07/2024 (Point in Time)						
AGENCY	# Moms Required	# Moms Completed	Mom % Completed	# Dads Required	# Dads Completed	Dad % Completed
CHS	189	22	11.6%	126	9	7.1%
LSF	181	44	24.3%	141	13	9.2%
OHU	183	30	16.4%	128	15	11.7%
TOTAL	553	96	17.4%	395	37	9.4%

Criteria: Children in Out-of-Home Care w/goal of reunification
Source: Daily Ad Hoc Birth Parent Contact FSFN

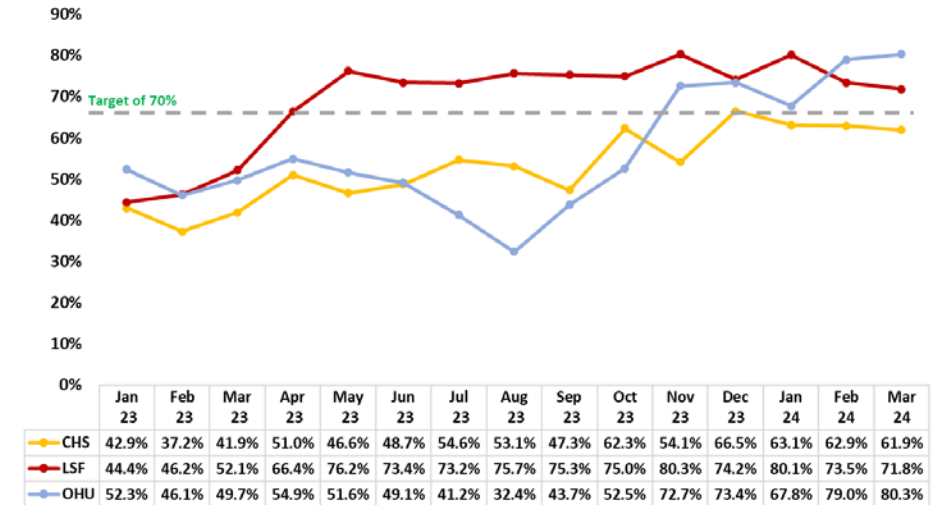
- **Mother Contact**, Target is 70% or above
- **Father Contact**, Target is 50% or above

CMO Referrals for Fatherhood Engagement Referrals to Neighbor to Families				
Data as of April 08, 2023				
Month of Referral	CHS	LSF	OHU	Grand Total
22/23 Q4	0	4	10	14
23/24 Q1	23	13	5	41
23/24 Q2	13	6	7	26
23/24 Q3	3	16	10	29
*Apr 24	0	1	2	3
Total Referrals	39	39	32	110
Active Referrals	22	27	24	73

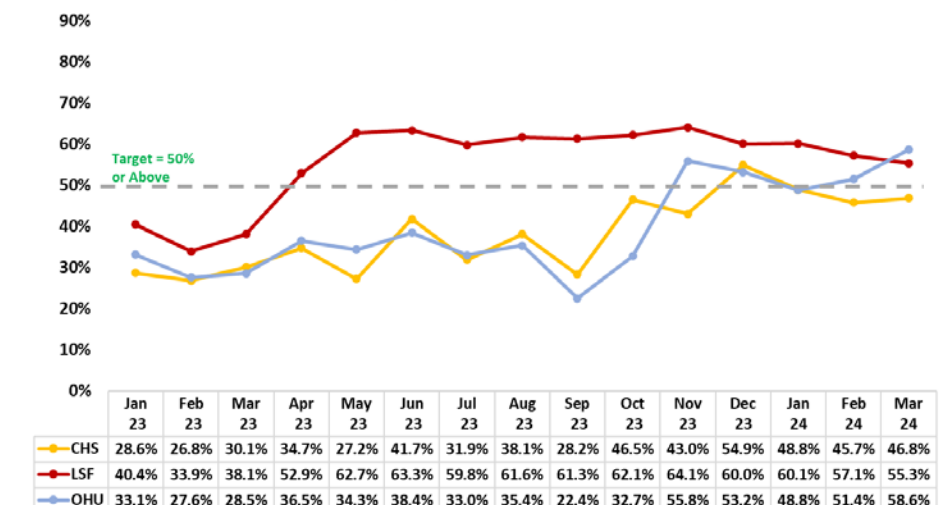
*Partial Month
Source: Neighbor to Families Manual Fatherhood Tracking Sheet



Percent of Mother's Seen in the Month, Required to be Seen
Monthly Trend Through March 2024



Percent of Father Seen in the Month, Required to be Seen
Monthly Trend Through March 2024



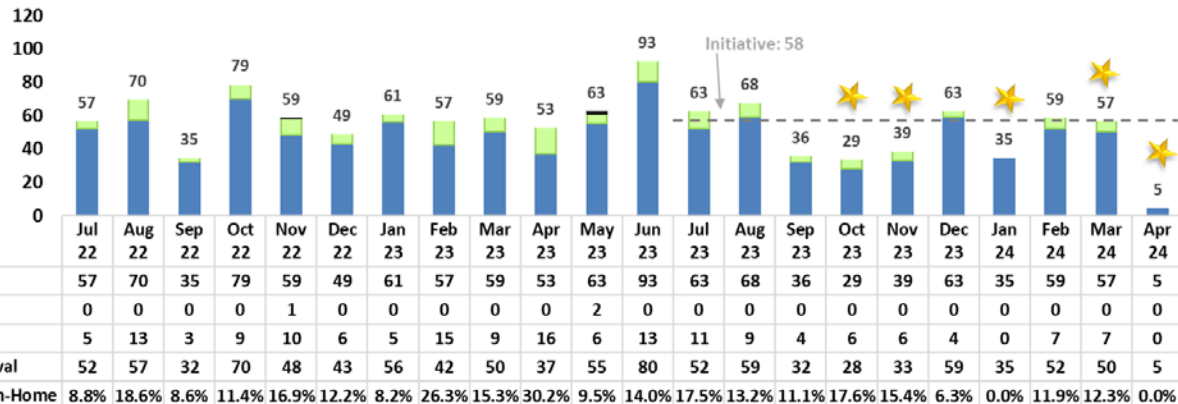
Case Transfer Staffing Data

Case Transfer Data For Fiscal Year 2023/24 - Data as of 04/09/2024

	JUL	AUG	SEPT	OCT	NOV	DEC	JAN	FEB	MAR	APR	23-24 Totals	22-23 Totals	21-22 Totals	20-21 Totals	19-20 Totals	18-19 Totals	17-18 Totals		JUL	AUG	SEPT	OCT	NOV	DEC	JAN	FEB	MAR	APR	23-24 Totals	22-23 Totals	21-22 Totals	20-21 Totals	19-20 Totals	18-19 Totals	17-18 Totals	
Number of Children																	NON-JUDICIAL IN HOME SERVICES																			
CHS	24	33	13	6	11	10	18	13	29	0	157	347	358	426	414	460	349	CHS	10	2	0	0	0	0	0	0	0	0	12	85	116	136	90	110	48	
LSF	22	32	12	15	13	14	10	27	16	0	161	401	355	443	439	482	349	LSF	6	8	2	0	0	0	0	0	0	0	16	98	95	97	112	93	66	
NTF	0	0	43	20	24	22	14	10	14	0	147	0	0	0	0	0	0	NTF	0	0	16	17	28	22	14	17	17	0	131	0	0	0	0	0	0	
OHU Polk	10	4	2	12	3	7	1	14	4	0	57	141	147	162	177	196	253	OHU Polk	5	2	0	0	0	0	0	0	0	0	7	25	31	65	31	52	44	
One Hope	34	52	31	29	33	42	40	37	56	0	354	439	503	550	518	548	527	One Hope	0	0	0	0	0	0	0	0	0	0	0	53	35	45	32	41	49	
Total	90	121	101	82	84	95	83	101	119	0	876	1328	1363	1581	1548	1686	1478	Total	21	12	18	17	28	22	14	17	17	0	166	261	277	343	265	296	207	
Out of Home Care																	OCS / ICPC Courtesy Supervision																			
CHS	11	30	13	6	9	6	13	11	12	0	111	229	200	220	240	262	226	CHS	0	0	0	0	0	0	0	0	0	0	0	0	0	0	0	0	2	
LSF	13	23	8	12	9	13	6	15	14	0	113	237	188	267	253	291	218	LSF	0	0	0	0	0	0	0	0	0	0	0	0	0	0	2	0	0	0
OHU Polk	3	1	2	8	2	7	1	10	3	0	37	98	103	75	91	116	164	OHU Polk	0	0	0	0	0	0	0	0	0	0	0	0	0	0	0	0	0	0
One Hope	16	18	10	0	13	24	11	8	33	0	133	102	113	150	106	125	133	One Hope	16	30	20	28	19	18	29	28	19	0	207	270	338	351	360	363	313	
Total	43	72	33	26	33	50	31	44	62	0	394	666	604	712	690	794	741	Total	16	30	20	28	19	18	29	28	19	0	207	270	338	353	360	363	315	
IN - HOME JUDICIAL																	Reinstatement of Protective Services Supervision (Notice of Hearings)																			
CHS	3	0	0	0	0	0	0	0	7	0	10	10	4	17	38	48	35	CHS	0	0	0	0	0	0	4	0	6	0	10	17	17	26	8	12	17	
LSF	2	1	0	0	0	0	0	5	0	0	8	10	16	23	40	37	27	LSF	0	0	0	1	0	1	0	0	2	0	4	35	46	36	10	41	18	
OHU Polk	0	0	0	0	1	0	0	0	0	0	1	0	2	10	40	20	20	OHU Polk	0	0	0	4	0	0	0	0	0	0	4	1	2	7	8	2	10	
One Hope	0	4	1	0	1	0	0	0	0	0	6	6	6	4	8	11	24	One Hope	0	0	0	1	0	0	0	0	3	0	4	4	0	0	0	7	2	
Total	5	5	1	0	2	0	0	5	7	0	25	27	28	54	126	116	106	Total	0	0	0	6	0	1	4	0	11	0	22	57	65	69	26	62	47	

Children Entering Out of Home Care

Heartland for Children
Number of Children Entering OHC by Type of Entry
Monthly Trend Through April 07, 2024



Source: FSFN Report - Children Entering and Exiting Foster Care On-Demand Listing - OCWDRU Report #1182, Excluding Children 18 and Over
Excluding aged 18+ and IL initial placements

Children Re-Entering Out-of-Home Care

Number of Children in a Recent Removal Episode Who Have Had a Prior Reunification or Permanent Guardianship

Re-Entry
into OHC
Last 2
Weeks

Removal Episodes for Children with a Prior Reunification or Permanent Guardianship Removals entered into FSN between 3/25/24 - 4/7/24									
Current Removal Case ID	Child Id	Current Agency	Prior Unit	Current Removal Date	Prior PG or Reunification Discharge Date	Length from Prior Discharge to Current Removal (months)	Range Prior Discharge to Current Removal	SM07 Cohort	FSFN Entry Date
102923046	103456493	CHS	141852-CHSFL	3/26/2024	8/21/2023	7	< 1.0 yr	Yes	4/1/24
	103456492	CHS	141852-CHSFL	3/26/2024	8/21/2023	7	< 1.0 yr	Yes	4/1/24

Source: FSN Data Warehouse Ad Hoc Report,

Scorecard Measures 7 – Children Who Do Not Re-Enter into OHC after Achieving Permanency

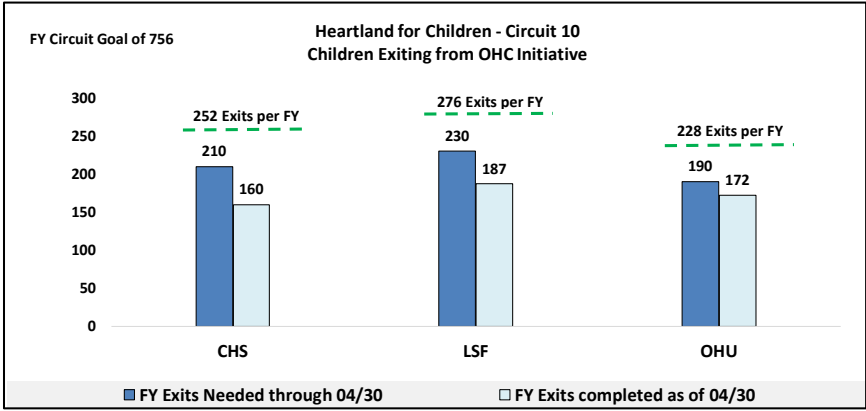
SM07 - Percent of children exiting care to a permanent home within 12 months of entering care – Target = 91.7% or Greater

FY 23/24
Contract
Measure

FY 23/24 as of 04/07/2024 Children Who Do <u>Not</u> Re-Enter Care within 12 Months for Children Achieving Permanency July 2021 - June 2022			
Agency	Maintained No Removal Episode	Total Children Permanency w/in 1 year	Percentage Permanency Maintained
CHS	52	62	83.9%
LSF	36	37	97.3%
OHU	91	93	97.8%
HFC Total	179	192	93.23%
Statewide	2,815	3,075	91.54%

Source: Children Who Do Not Re-Enter Foster Care within Twelve (12) Months of Moving to a Permanent Home On-Demand Listing, Report #1100

FY 2023-2024 Exiting Out-of-Home Care Initiative



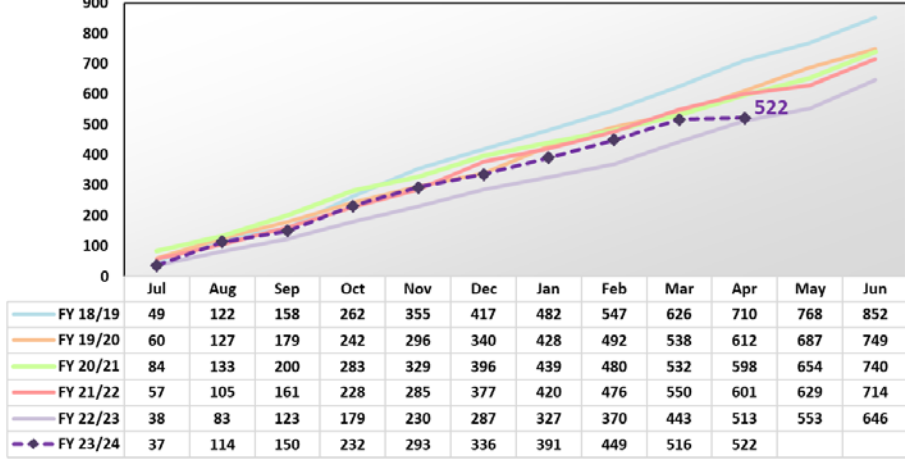
Children Exiting Out-of-Home Care as of 04/07/2024
 Green: Month's CMO or Circuit reached their monthly exits
 Orange: Adoptions exceed 25% of exits

	Monthly Need Rest of FY	Jul 23	Aug 23	Sep 23	Oct 23	Nov 23	Dec 23	Jan 24	Feb 24	Mar 24	Apr 24	May 24	Jun 24
CHS	31	7	23	21	37	22	11	14	11	12	2		
LSF	30	12	22	12	29	22	19	19	17	34	1		
OHU	19	18	32	3	16	17	13	21	29	20	3		
HFC	80	37	77	36	82	61	43	54	57	66	6	-	-

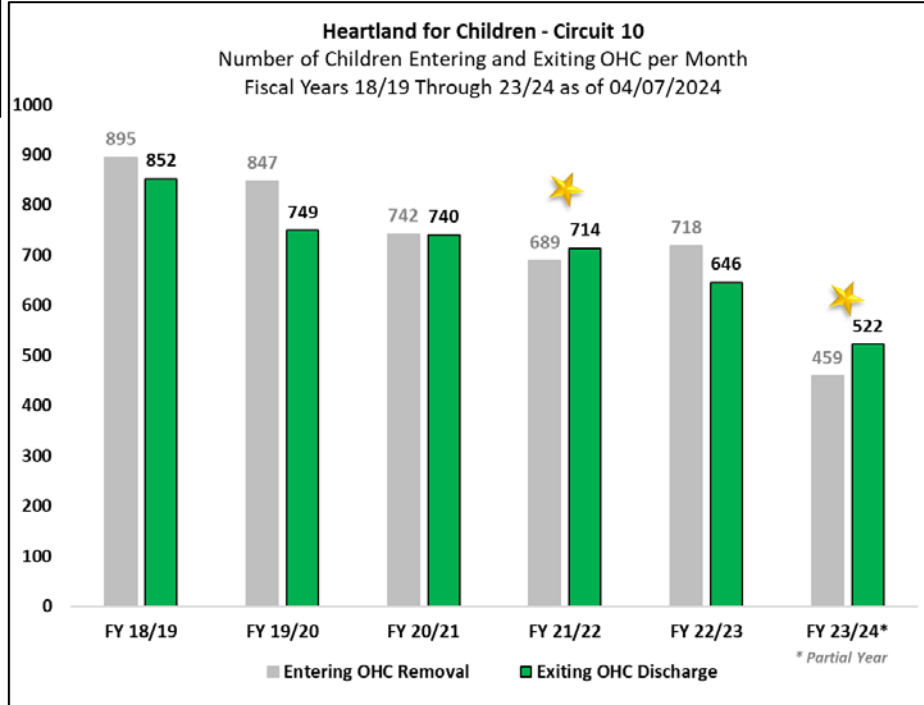
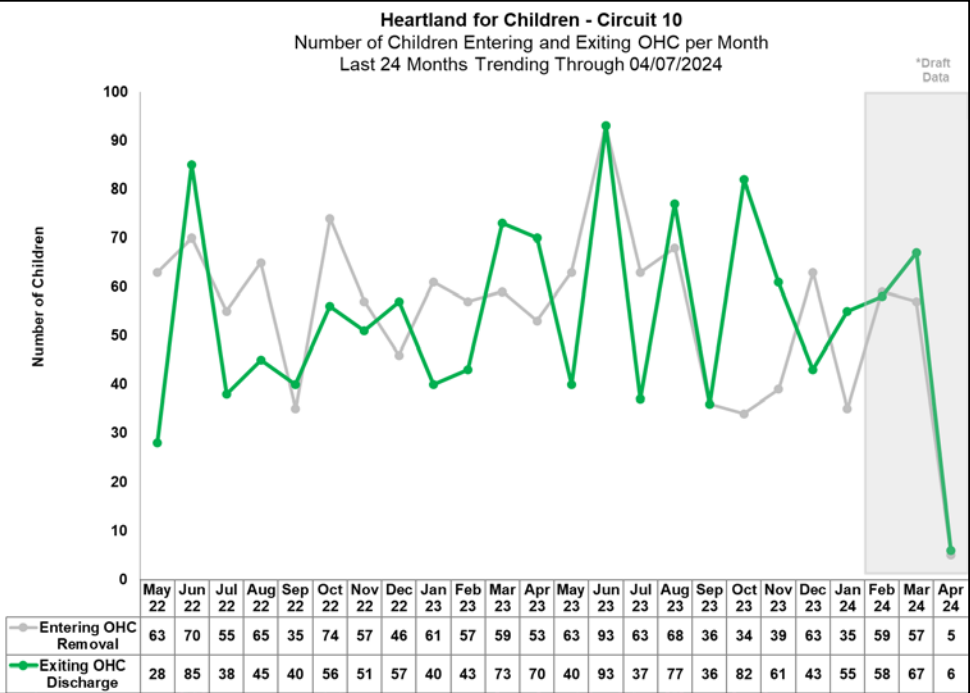
	Adoptions of Exits	6 of 37	10 of 77	6 of 36	11 of 82	17 of 61	10 of 43	13 of 54	17 of 57	15 of 66	0 of 6		
% of Adoptions		16.2%	13.0%	16.7%	13.4%	27.9%	23.3%	24.1%	29.8%	22.7%	0.0%	-	-

*Partial Month
 Source: FSFN Report 1182, excluding 18+, EFC

Heartland for Children
 Children Exiting Out of Home Care
 Cumulative Year to 23/24 Totals Through April 07, 2024



FY 2023-2024 Entering and Exiting Out-of-Home Care – Exit Initiative

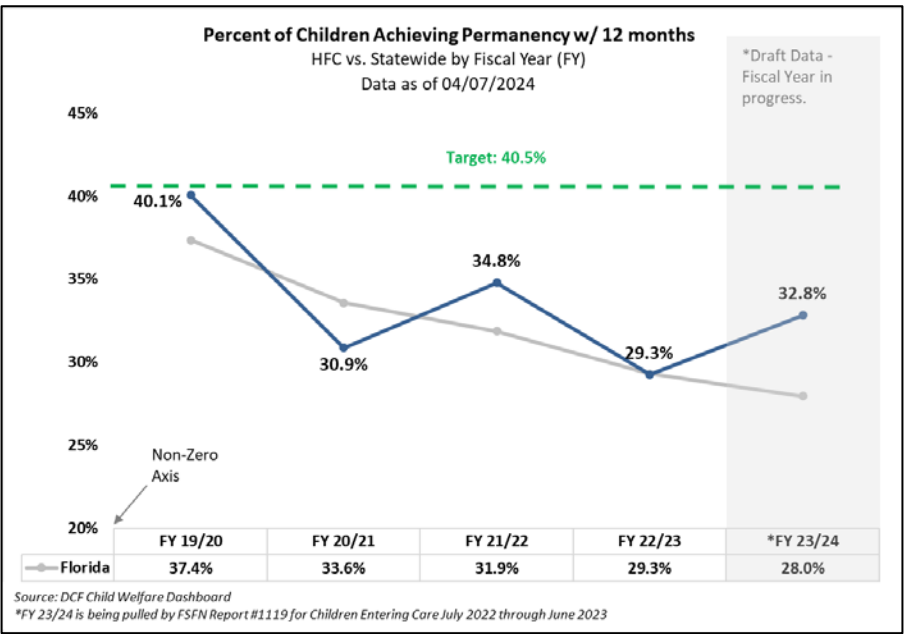


Scorecard Measures 5 - Children Achieving Permanency within 12 Months (Fiscal Year 23/24)

Target = 40.5%
Percentage to reach **Yellow** = 36.5%

Scorecard Measure #5 - FY 23/24, Target 40.5%				Percent Timely FY 22/23 (last FY)	% Increase Since 12/10
Agency	Permanency within 12 mths	Total Children Entered OHC	Percent Timely Permanency		
Children Achieving Permanency within 0-12 Mths for Children Entering OHC July 2022 to June 2023 (as of 04/07/2024)					
CHS	80	254	31.5%	27.8%	3.2%
LSF	84	248	33.9%	18.8%	9.7%
OHU	77	232	33.2%	38.5%	7.8%
HFC Total	241	734	32.83%	28.82%	6.8%
Statewide	2,841	10,158	27.97%	29.15%	6.0%

Source: Children Exiting OHC to a Permanent Home within Twelve Months of Entering Care #1119
*Permanency = adoption, permanent guardianship or reunification w/ parent



Source: DCF Child Welfare Dashboard
*FY 23/24 is being pulled by FSFN Report #1119 for Children Entering Care July 2022 through June 2023



Scorecard Measure #5 - FY 2023 / 2024, Target 40.5%				
Children Achieving Permanency within 0-12 Mths for Children Entering OHC July 2022 - June 2023 (as of 04/07/2024)				
Agency / Unit	Permanency within 12 mths	Total Children Entered OHC	Percent Timely Permanency	% Increase Since 12/10
CHS	80	254	31.5%	3.2%
141832-CHSFL (IL)	0	5	0.0%	0.0%
141834-CHSFL	14	46	30.4%	4.3%
141846-CHSFL ★	35	77	45.5%	8.2%
141839-CHSFL	9	59	15.3%	-0.5%
141835-CHSFL (Adop)	0	23	0.0%	0.0%
141852-CHSFL ★	20	36	55.6%	7.0%
14-HFC-CHS ADMIN UNIT ★	1	1	100.0%	0.0%
LSF	84	248	33.9%	9.7%
141828-LSF	5	18	27.8%	7.8%
141827-LSF ★	17	35	48.6%	14.5%
141836-LSF ★	11	24	45.8%	32.9%
141845-LSF	13	36	36.1%	5.5%
141848-LSF ★	13	32	40.6%	17.5%
141849-LSF	7	41	17.1%	3.1%
141850-LSF (Adop)	4	22	18.2%	-0.8%
141929-LSF	14	38	36.8%	5.3%
14-HFC-LSF ADMIN (IL)	0	2	0.0%	0.0%
OHU	77	232	33.2%	7.8%
142853-OHU-HARDEE	2	46	4.3%	0.0%
142854-OHU-HIGHLANDS (IL) ★	3	3	100.0%	0.0%
142855-OHU-HIGHLANDS	18	45	40.0%	8.9%
140121-OHU-HIGHLANDS (Adop)	3	9	33.3%	8.3%
142858 OHU-POLK ★	19	36	52.8%	15.6%
142852-OHU-POLK ★	13	29	44.8%	22.2%
142856-OHU-POLK	19	64	29.7%	2.4%
HFC Total	241	734	32.8%	6.8%
Statewide	2,841	10,158	28.0%	6.1%

Source: Children Exiting OHC to a Permanent Home within Twelve Months of Entering Care #1119
*Permanency = adoption, permanent guardianship or reunification w/ parent

Permanency Measure for Children in Out-of-Home Care...

- More than 12 Months in OHC
- More than 24 Months in OHC

Scorecard Measures 6: Percent of children exiting care to a permanent home for children in care 12-23 months,
Target = 43.6%

SM06 - Percentage to reach Yellow = 39.4%

Scorecard Measure #6 - FY 23/24, Target 43.6%				Percent Timely FY 22/23 (last FY)	% Increase Since 12/10
Children Achieving Permanency within 12-23 Mths for Children in OHC 12-23 Months as of 07/01/23 (as of 04/07/2024)					
Agency	Permanency within 12-23 mths	Total Children LOS 12-23 mths	Percent Timely Permanency		
CHS	38	105	36.2%	37.9%	9.5%
LSF	43	108	39.8%	41.7%	15.7%
OHU	36	99	36.4%	49.0%	8.1%
HFC Total	117	312	37.5%	42.6%	11.2%
Statewide	2,053	5,423	37.9%	46.2%	15.4%

Source: Children Achieving Permanency w/ 12 Months for children in OHC 12-23 Months #1138
 *Permanency = adoption, permanent guardianship or reunification w/ parent

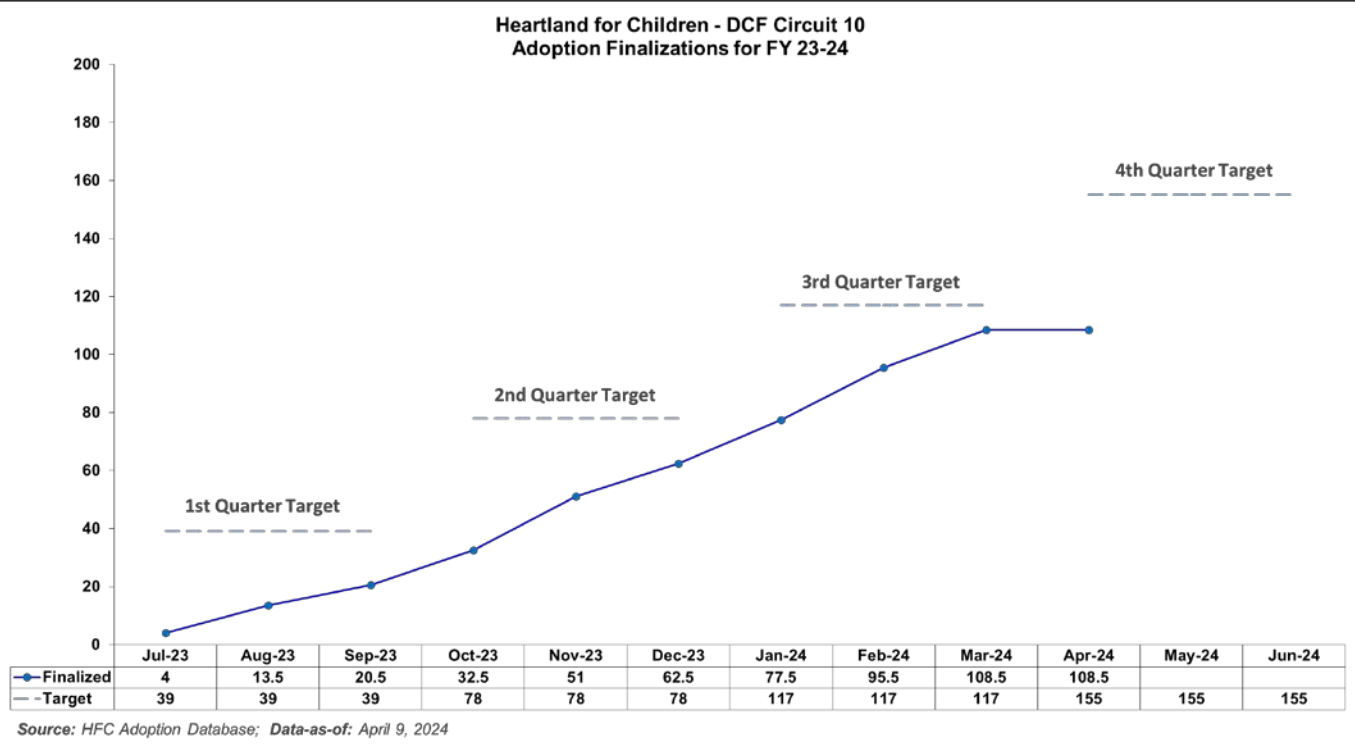
Statewide Measure: Percent of children exiting care to a permanent home for children in care 24 months or longer
Target = 30%

Statewide Measure - FY 23/24, Target 30%				Percent Timely FY 22/23 (last FY)	% Increase Since 12/10
Children Achieving Permanency within 12 Months for Children in OHC 24+ Months as of 07/01/23 (as of 04/07/2024)					
Agency	Permanency within 12 months	Total Children in OHC 24+ Months	Percent Timely Permanency		
CHS	33	94	35.1%	51.4%	6.7%
LSF	36	128	28.1%	44.3%	10.1%
OHU	38	97	39.2%	42.0%	21.5%
HFC Total	107	319	33.5%	46.2%	12.5%
Statewide	1,964	5,506	35.67%	42.88%	14.2%

Source: Children Achieving Permanency w/ 12 Months for children in OHC 24 Months or Longer #1197
 *Permanency = adoption, permanent guardianship or reunification w/ parent

Adoption Finalizations

Percent of Adoptions Finalized with 24 Months of Removal & Percent of Adoption Goal Met



FY 2023-2024 Quarterly Adoption Target				
CMO	Q1	Q2	Q3	Q4
CHS	11	11	11	11
LSF	15	15	15	14
OHU	13	13	13	13
Cumulative Total	39	78	117	155

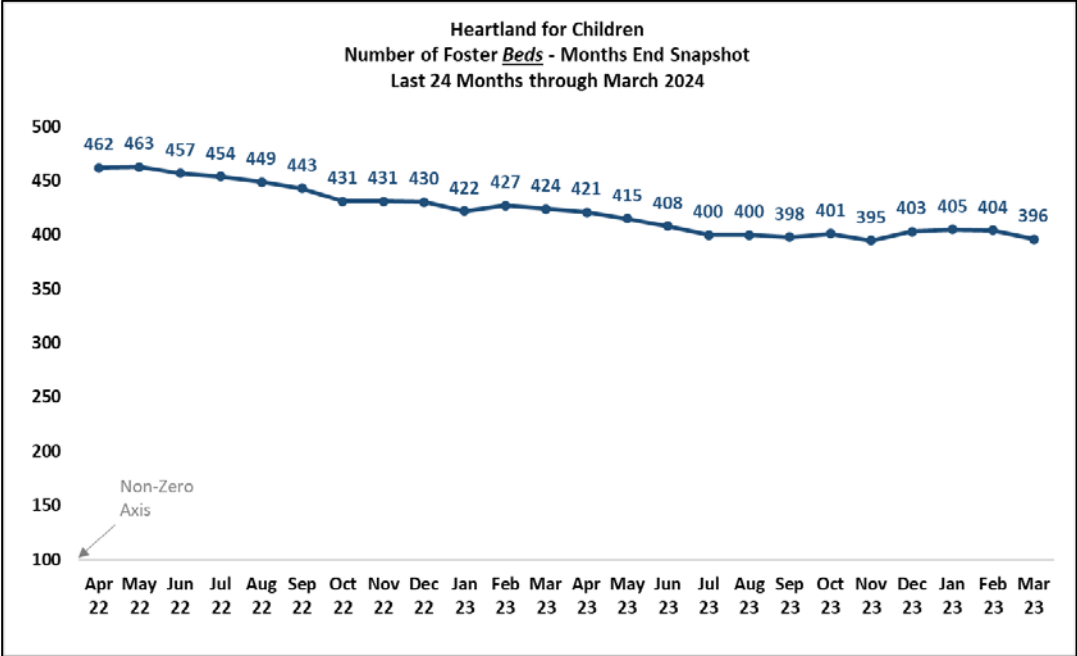
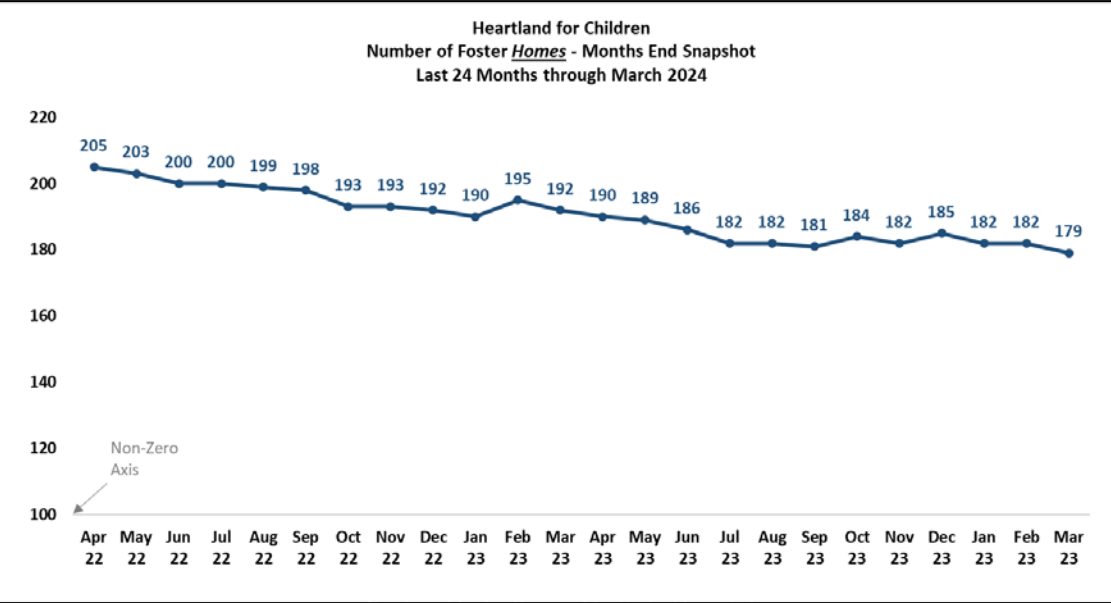
Upcoming Finalization Dates

- April 17 & 24, 2024
- May 22 & 29, 2024
- June 19 & 26, 2024

Adoption Finalizations FY 23-24 - <u>4th Quarter</u> as of 04/09/2024			
CMO	Finalized Adoptions YTD	Quarter Target	Quarter Target Met
CHS	30.5	22	138.6%
LSF	35	30	116.7%
OHU	43	26	165.4%
Total	108.5	78	139.1%

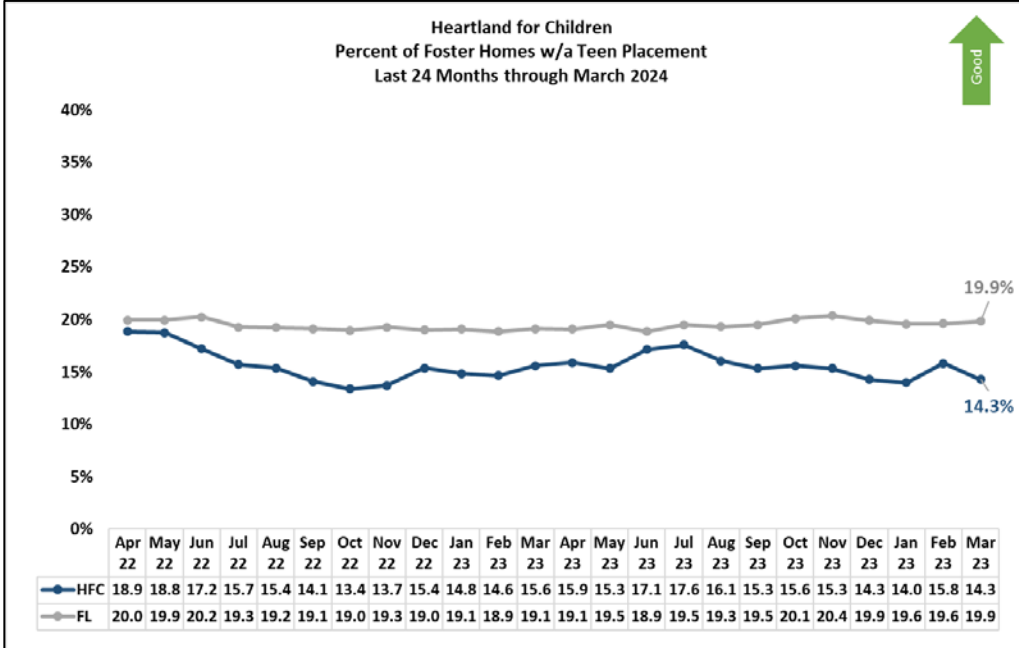
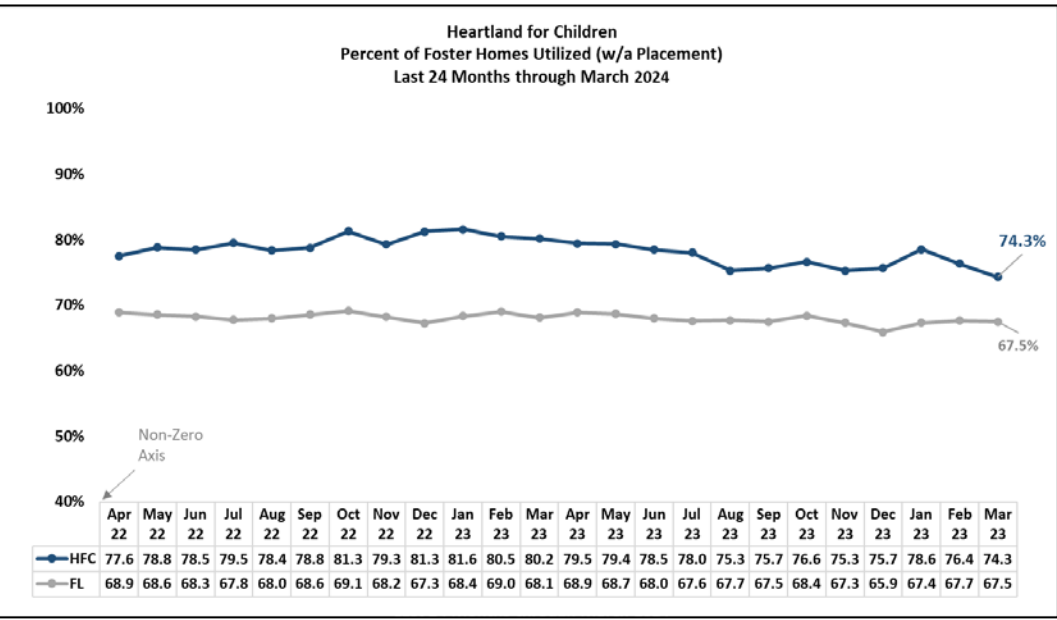
Number of Foster Homes and Foster Bed Capacity

24 Month Trend



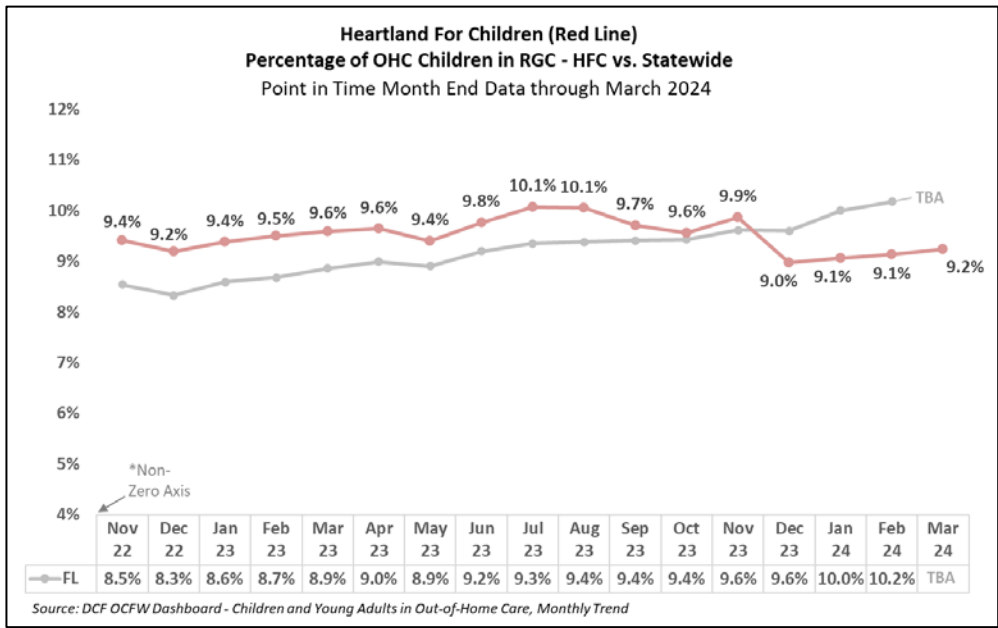
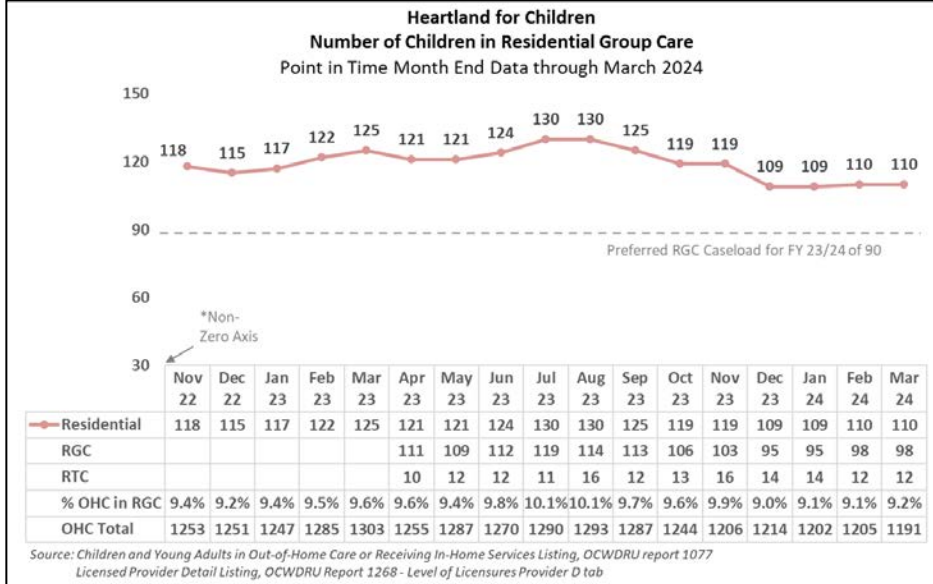
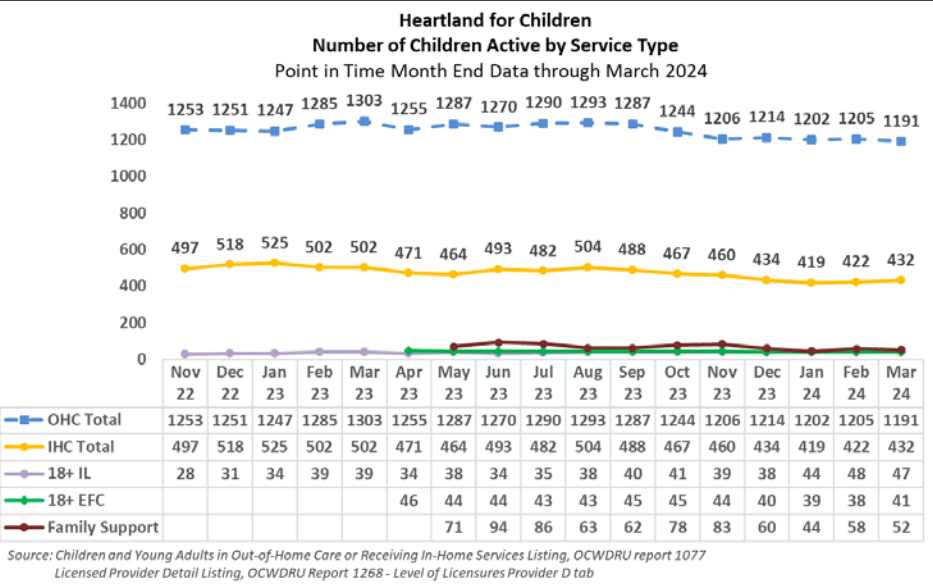
SOURCE: HEARTLAND FOR CHILDREN
LEVELS OF CARE REPORTS FROM CHILDREN'S DETAIL STATEMENTS REPORTS (EXCLUDING LEVEL 3 KIDS)
*TEEN PLACEMENTS ARE RECORDED AS REPORTING ADOPT, CHILDREN ACTIVE TO RETRIEVE CHILD ABUSE

➤ Percent of Foster Home Utilization
➤ Teen Placement in a Foster Home



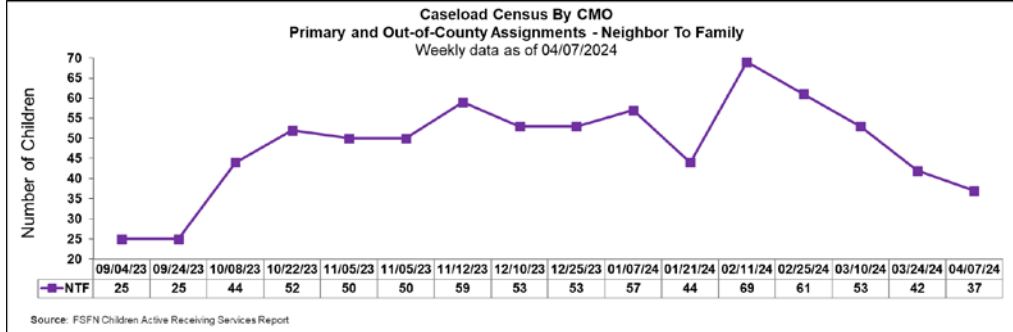
SOURCE: HFC
LEVELS OF CARE REPORTS FROM IN-DEPTH MONTHLY REPORTS (EXCLUDING LEVEL 3 CARE)
TEEN PLACEMENT: AGENCY REPORTS TO THE STATE DEPT. OF CHILDREN'S SERVICES TO RETRIEVE CHILD ABUSE

➤ Children Served at Month End by Service Type
➤ Number and Percent of Children Serviced in Residential Care



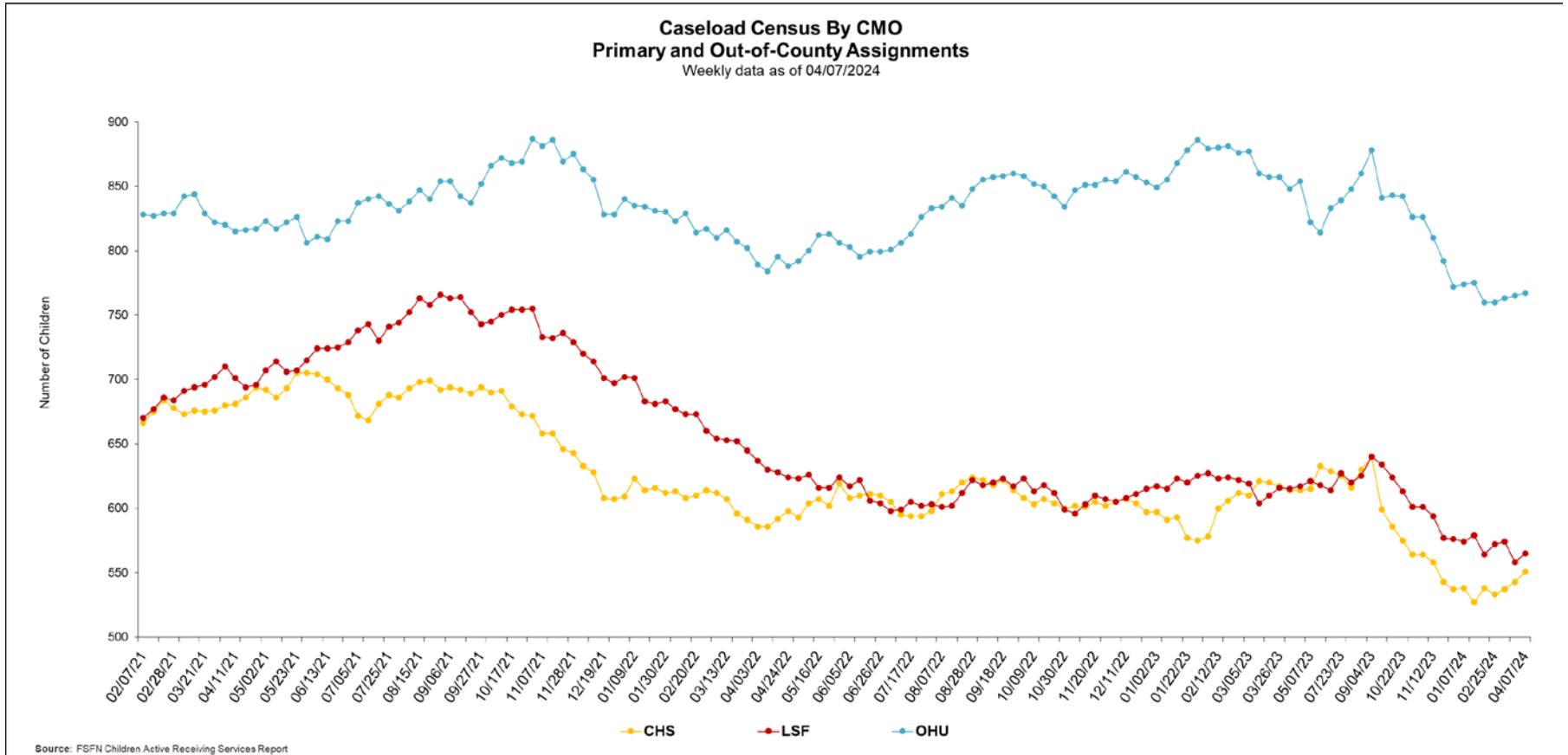
Caseload Census Information

CBC Services Weekly Caseloads By CMO



Number of Children by CMO Last 6 Reporting Periods

Agency	2/11/2024	2/25/2024	3/10/2024	3/17/2024	3/24/2024	4/7/2024
CHS	538	533	537	537	543	551
LSF	564	572	574	563	558	565
OHU Primary	546	545	547	546	549	557
OHU/OCS	214	215	216	215	216	210
OHU Total	760	760	763	761	765	767
NTF	69	61	53	57	42	37
HFC Total	1,931	1,929	1,930	1,918	1,908	1,920



Caseload Census Information

Case Manager Caseload Breakdown by Agency – Data as of 04/07/2024

Count of Case Managers Within a Caseload Range							
CMO	1-5 Children in Caseload	6-15 Children in Caseload	16-24 Children in Caseload	25-29 Children in Caseload	30+ Children in Caseload	Total Case Managers*	Avg # of Children per CM
CHS	0	5	5	9	1	20	27.6
LSF	0	1	20	3	0	24	23.5
OHU	0	7	8	7	7	29	26.4
NTF	1	4	0	0	0	5	7.4
# of CMs	1	17	33	19	8	78	24.6

Percent of Case Managers That Are at or Under the National Caseload Standard of 15			
CMO	# Case Managers w/ Primary Caseload	# with Caseload at 15 or lower	Percent at 15 or lower
CHS	20	5	25.0%
LSF	24	1	4.2%
OHU	29	7	24.1%
NTF	5	5	100.0%
HFC	78	18	23.1%

* Data Excludes Unit Supervisors, FTC Facilitators & Resigned CMs Count

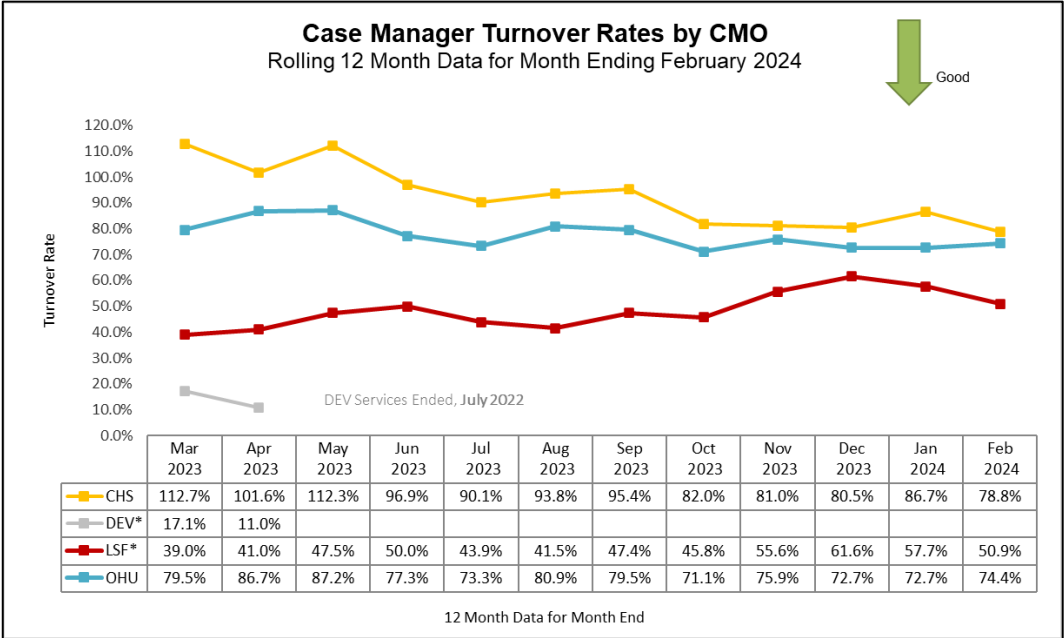
Case Management Organization Turnover

12 Month Case Manager Turnover Rates by Agency

Employee Turnover Rates By CMO 12 Month Data for Month Ended February 2024		
CMO	Case Manager	Case Manager Supervisor
CHS	78.8%	44.4%
LSF*	50.9%	16.7%
OHU	74.4%	36.4%

7/2/22 - Transition from Devereux to Lutheran Services Florida; the 12-months required for a "Rolling Year Total" has been split between agencies:

- DEV: Mar-22 to Jun-22 (4 months)
- LSF: Jul-22 to Feb-23 (8 months)



Caseload Census by Case Manager and Organization

Data as of 04/07/2024

Caseload of 1 - 5 Children (+1)		
CMO	Case Workers	#
NTF	Tetreault, Taylor	5
OHU	Brody, Jessica	4
NTF	Wolf, Lauren	4
NTF	Cruz, Ana	3
NTF	Jones, Gwendolyn	2
OHU	Ventura, Armando	1
OHU	Myers, Julieanne	1
LSF	Collins, Sara	1

Caseload of 6 - 15 Children (-7)		
CMO	Case Workers	#
OHU	Isaacs, August	15
CHS	Dawes, Dominique	15
OHU	Dellinger, Michael	14
OHU	Howe, Danielle	13
CHS	Whiting, Kari	12
OHU	Sausaman, Allison	11
OHU	Shay, Ryan	11
NTF	Bates, Brittany	8
CHS	Pression, Alexa	8
NTF	Conklin, Danielelle	8
OHU	Nettles, Markisha	7
NTF	Mattison, Sharon	7

Caseload of 16 - 24 Children (-5)		
CMO	Case Workers	#
LSF	Brown, Desiree	24
LSF	Coleman, Tangela	24
CHS	Hook, Kathryn	23
LSF	Willingham, Jadashia	23
CHS	Jackson, Sasha	23
OHU	Thompson, Wyshana	23
OHU	Price, Sydney	23
CHS	Knowlton, Sera	22
LSF	Williams, Careatha	22
OHU	Cherident, Camy	22
OHU	Garcia, Anakeidie	22
OHU	Hadad, Nagionna	22
LSF	Pena, Yulissa	21
LSF	Ramnaugh, Shan	21
LSF	Blackwood, Sandra	21
LSF	Morris, Alundrea	21
LSF	Blocker, Amanda	20
LSF	Escartin Vega, Kathia	20
LSF	Franklin, Yoshika	20
OHU	Brutus, Marie	20
LSF	Bickel, Sherry	20
LSF	Cruz, Veronica	20
LSF	Lott, Carla	20
LSF	Johnson, Tania	19
LSF	Lee, Tamar	19
OHU	Young, Vanessa	19
LSF	Pierce, Pamela	18
LSF	Stremy, Suzette	18
LSF	Brown, Ciara	18
LSF	Ellis, Darren	17
OHU	Southall, Akeva	17
OHU	Valencia, Alejandro	16

Caseload of 25 - 29 Children (+3)		
CMO	Case Workers	#
CHS	Meola, Laura	29
CHS	Beasley, Charlita	29
OHU	Mcgahee, Timika	29
CHS	White, Melinda	29
CHS	Sisk, Sarah	28
OHU	Dedrick, Dawn	28
CHS	Rodgers, Aleah-Faith	28
CHS	Fort, Angela	28
CHS	Bain, Claire	28
OHU	Kohn, Ludessa	28
CHS	Lopez, Lena	28
OHU	Reyes, Jasmine	27
LSF	Renfro, Andrew	27
OHU	Cleveland, Tammy	27
LSF	Bon-Fiol, Nikol	27
LSF	Pamphile, Emmanuella	26
CHS	Bruce, Kortney	26
OHU	Bello, Bianca	26
CHS	James, Aleah	25
OHU	Pizarro, Frances	25
LSF	Lynch, Rodina	25
CHS	Covington, Walter	25

Caseload of 30+ Children (+2)		
CMO	Case Workers	#
OHU*	Bailon, Margarita	47
OHU*	Fuentes, Norma	44
OHU*	Villegas, Anna	44
OHU*	Washington, Woodrica	44
OHU*	Smith, Lorie	43
OHU*	Simmons, Shannon	40
CHS	Mcphail, Allissa	34
CHS	Angulo, Kayla	34
CHS	Kaina, Kelly	31
OHU	Johnson, Randi	30

Unit Supervisors Carrying Cases (0)		
CMO	Case Workers	#
CHS	Luskey, Taylor	7
OHU	Colon, Lisette	4
CHS	Cortes, Jennifer	3
OHU	Kinchen, Lisa	1

Circuit 10 Children Active by Assignment Role for CMO TAYS, FTC and Adoption Workers

Data as of 04/07/24

Case Worker	Pri.	Sec.	OOC	Grand Total
Cruz, Cheyleen	2	0	0	2
FTC - CHS	2	0	0	2
Nieves, Carlos	21	0	0	21
Humber, John	13	69	0	82
TAYS - CHS	34	69	0	103
Cortes, Jennifer	3	36	0	39
Dawes, Dominique	15	8	0	23
Whiting, Kari	12	5	0	17
Adoption - CHS	30	49	0	79
Peralta, Joshua	33	0	0	33
Jones, Dane	0	48	0	48
TAYS - LSF	33	48	0	81
Collins, Sara	1	9	0	10
Parrish, Elizabeth	0	25	0	25
Hampton, Sharday	0	10	0	10
Adoption - LSF	1	44	0	45
Metelus, Getro	2	22	1	25
Sandbrook, Mary	8	29	0	37
Vazquez, Roger	6	38	2	46
TAYS - OHU	16	89	3	108
Howe, Danielle	13	1	0	14
Nettles, Markisha	7	2	0	9
Southall, Akeva	17	0	0	17
Myers, Julieanne	1	0	0	1
Adoption - OHU	38	3	0	41
TAYS Total	83	206	3	292
Adoptions Total	69	96	0	165

Pri. = Primary - Sec. = Secondary - OOC = Out of County

Data Source : FSN Report - Children Active Receiving In-Home or Out-of-Home Services Daily Listing by District

*These OHU case managers contain caseloads that are over 65% OCS cases. On average an OCS case compares to 1.54 regular cases (i.e., 20 OCS cases approx. equals 13 regular cases).

All CHS case managers are supported by Case-Aim support. On average a Case-Aim supported case compares to 1.33 regular cases (i.e., 20 cases with Case-Aim approx. equals 15 cases without Case-Aim support).

Red = Supervisors, FTC Facilitators & Resigned CMs carrying cases Orange = Terminated Workers Carrying Caseloads in FSN

Healthcare Information

Data Entered Into FSFN for Children in Out-of-Home Care

Health Information in FSFN for Children in OHC as of 04/07/2024						
Agency	# of Children in OHC	% With a Medical Record in FSFN	% With Medical Service in last 12 Months	% With Dental Service in Last 7 months	% with Immunizations Up to Date	Overall Performance
CHS	386	100.0%	97.2%	97.5%	95.3%	96.6%
LSF	424	100.0%	98.6%	92.8%	95.8%	95.7%
OHU	389	99.7%	96.9%	88.6%	94.9%	93.5%
HFC	1199	99.9%	97.6%	93.2%	95.3%	95.4%

Source: FSFN report 1009 "Source: "Healthcare Service Information for OHC"

Health Information in FSFN as of 04/07/2024				
Agency	# of Missing Medical Records	# of Medical Appointments Needing Update	# of Dental Appointments Needing Update	# of Immunization Needing Update
CHS	0	11	7	18
LSF	0	6	20	18
OHU	1	12	26	20
HFC	1	29	53	56

Source: "Healthcare Service Information for OHC - Report 1009"

Scorecard Measures 9 & 10 - Children Receiving Healthcare Services

SM 9 - Percent of children in out-of-home care who have received medical services in the last 12 months – Target = 95%

SM 10 - Percent of children in out-of-home care who have received dental services in the last 7 months – Target = 95%

Scorecard Measure #9 Children Receiving Medical Services Within Last 12 Mths Daily Snapshot as of 04/07/2024			
Agency	Appointment within last 12 mths	Total Children out-of-home care	Percent Medical Services Received
CHS	375	386	97.2%
LSF	416	424	98.1%
OHU	377	389	96.9%
HFC Total	1168	1199	97.4%
Statewide	16,795	18,160	92.5%

Source: FSFN report 1096 – Children in OHC Who Received Medical Services in the Last Twelve Months

Scorecard Measure #10 Children Receiving Dental Services Within Last 7 Mths Daily Snapshot as of 04/07/2024			
Agency	Appointment within last 7 mths	Total Children out-of-home care	Percent Dental Services Received
CHS	268	275	97.4%
LSF	257	277	92.8%
OHU	203	229	88.6%
HFC Total	728	781	93.21%
Statewide	10,117	12,314	82.16%

Source: FSFN report 1093 – Children in OHC Who Received Dental Services in the Last Seven Months

Scorecard Measure 12 – Separated Siblings

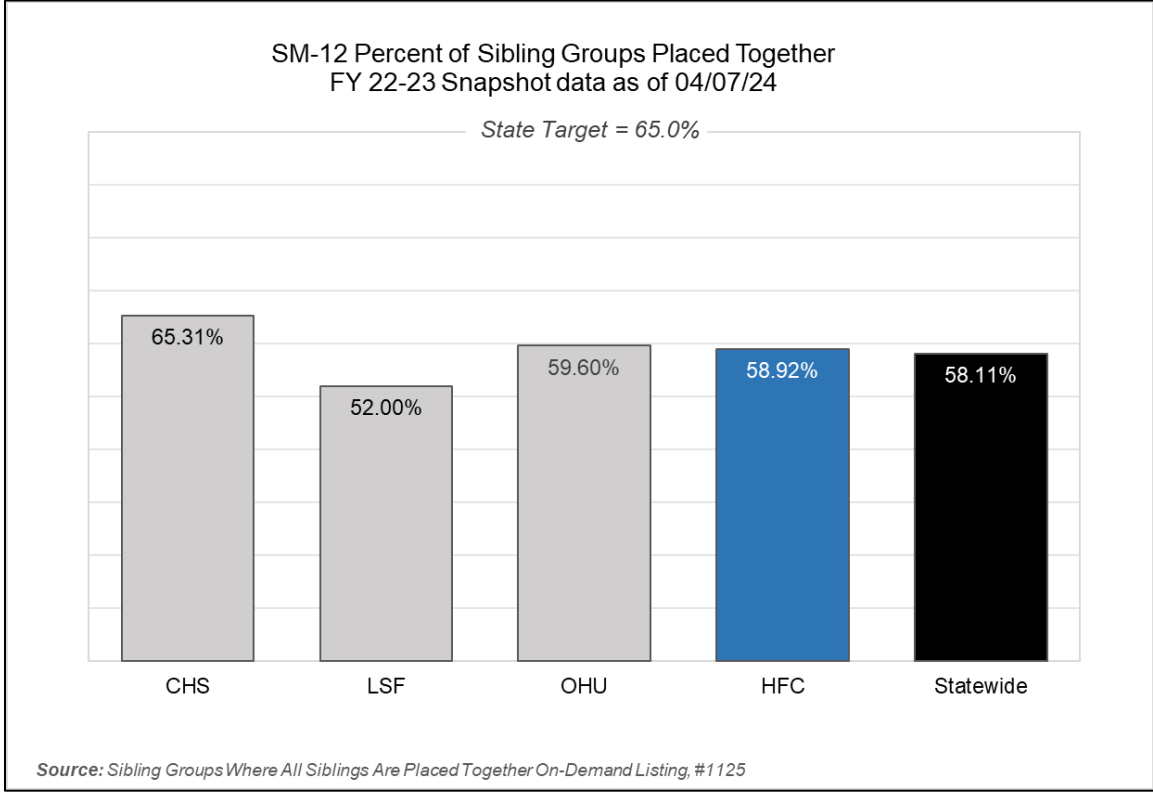
SM12 - Percentage of sibling groups in out-of-home care where all siblings are placed together – Target = 65.0%

**SM12 - Percent of Sibling Groups Placed Together
FY 22-23 Snapshot data as of April 07, 2024**

Agency	Number of Cases w/ Siblings Together	Total Cases Sibling Groups	Percent of Siblings Placed Together
CHS	64	98	65.31%
LSF	52	100	52.00%
OHU	59	99	59.60%
HFC	175	297	58.92%
Statewide	2,515	4,328	58.11%

Source: Sibling Groups Where All Siblings Are Placed Together On-Demand Listing, #1125

Number of sibling groups to achieve SM12 target – 28 Sibling Groups

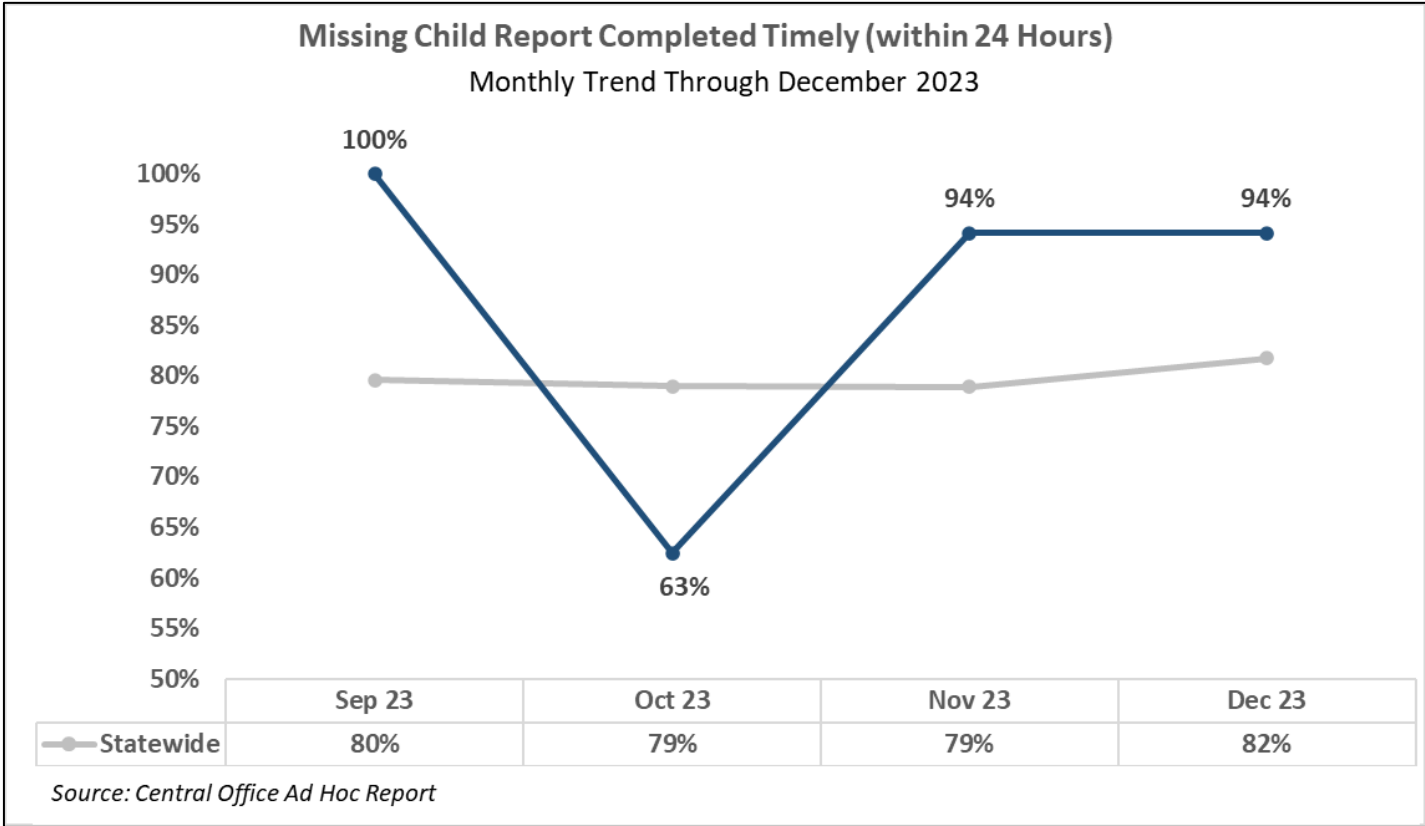




Missing Children in Out of Home Care

Children currently missing or recovered while in OHC

Heartland for Children Children in OHC who are Missing or Now Recovered Data as of 04/07/24					
	Current Missing	Late Reports	Late ATL	Recoveries	Late Debriefs
CHS	1	0	0	0	0
LSF	1	0	0	1	0
OHU	0	0	0	0	0
CPI	0	0	0	0	0
Total	2	0	0	1	0

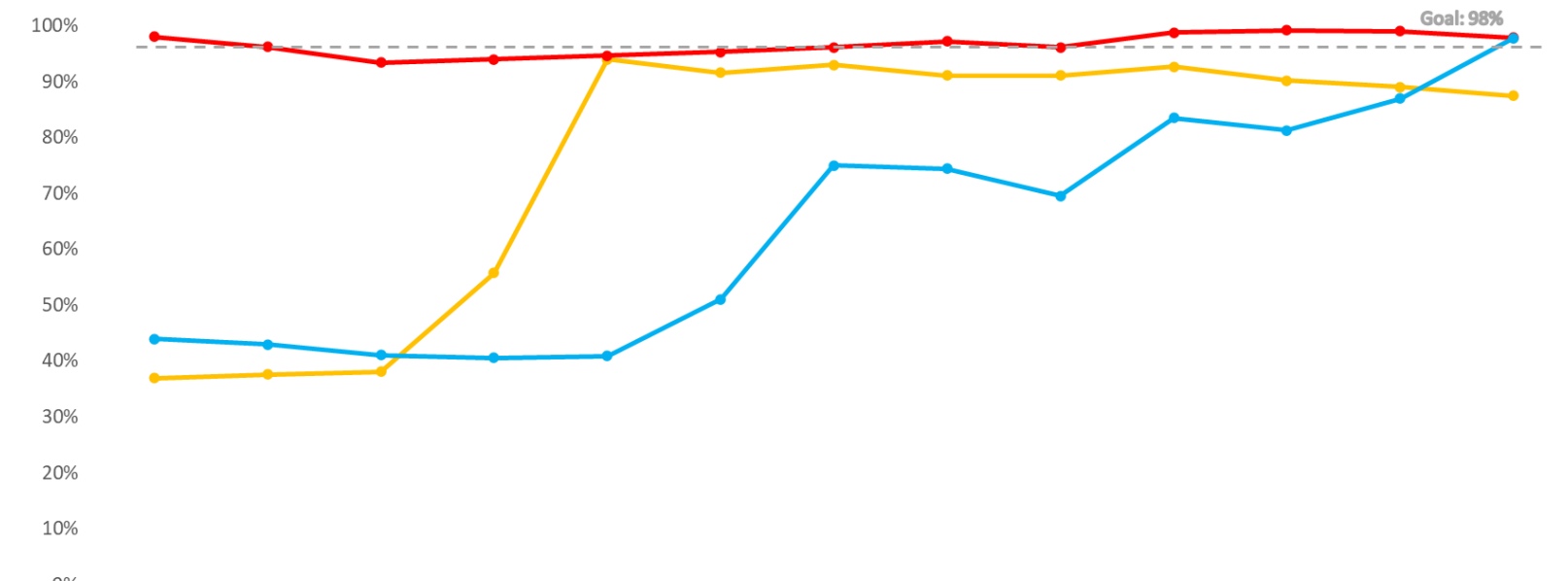
Source: HFC MCR Tracking Log *ATL = Attempts to Locate*



School Enrollment Updated in FSFN for School Year 23/24			
CMO	Updated School Record	Eligible Children in OHC	Percent Updated
CHS	216	247	87%
LSF	226	231	98% 
OHU	221	226	98% 
Total	663	704	94%

Percentage of Eligible Children in OHC and Enrolled in School, Year 23/24

Data as of 04/07/2024



	9/19/2023	9/26/2023	10/1/2023	10/4/2023	10/22/2023	11/12/2023	12/11/2023	1/8/2024	1/21/2024	2/11/2024	3/10/2024	3/24/2024	4/7/2024
CHS	37%	38%	38%	56%	94%	92%	93%	91%	91%	93%	90%	89%	87%
LSF	98%	96%	93%	94%	95%	95%	96%	97%	96%	99%	99%	99%	98%
OHU	44%	43%	41%	41%	41%	51%	75%	74%	70%	83%	81%	87%	98%

*Source Report: FSFN - School Enrollment Listing for Eligible Children and Young Adults in Out-of-Home Care - Report #1217
Filter - Lead Agency: Heartland for Children

Enrolled - Children in OHC who have been enrolled in schooling after 8/1/2023

In-Home Safety Plan Management

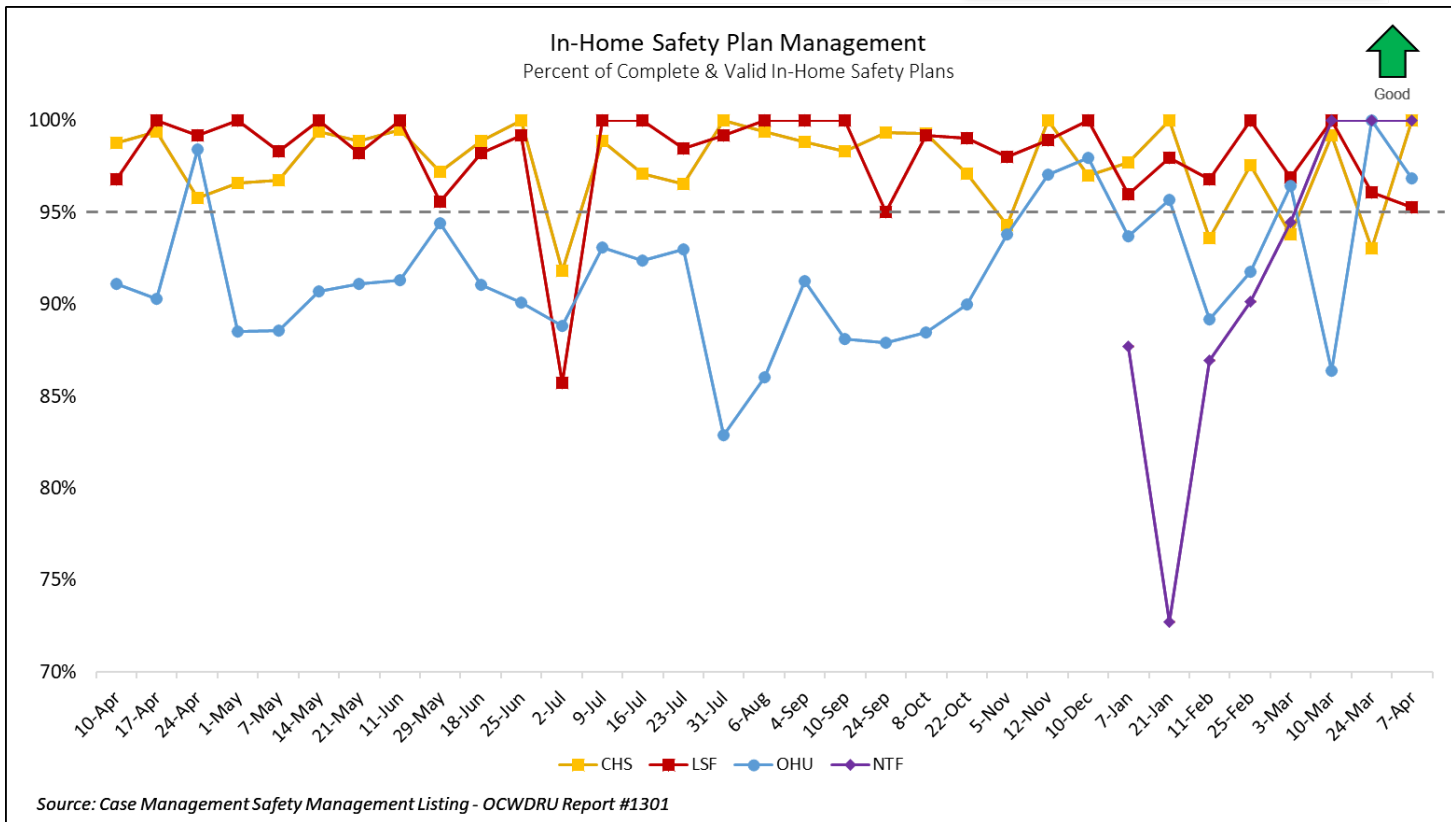
Percent of Completed In-Home Safety Plans under 180 Effective Days – Target: 95.0%

In-Home Safety Plan Management				
Percent of Completed In-Home Safety Plans under 180 Effective Days				
Data as of 04/07/2024				
Agency	No -or- Expired Safety Plans	Complete & Valid Safety Plans	Total Required Safety Plans	Percentage Complete
CHS	0	131	131	100.0%
LSF	5	101	106	95.3%
OHU	3	92	95	96.8%
NTF	0	37	37	100.0%
HFC Total*	8	361	369	97.83%

Source Report: Case Management Safety Management Listing - OCWDRU Report #1301
Target of 95%

Of the 361 completed safety plans, 55 will expire in the next 30 or 60 days			
Agency	Expires in 30 Days	Expires in 60 Days	Total
CHS	11	5	16
LSF	5	14	19
OHU	0	18	18
NTF	0	2	2
HFC Total	16	39	55

Source report 1301 'Case Management Safety Management Listing' - Data as of 04/07/2024



Child Placement Agreement Errors

Active CPA's with errors and non-active CPA's needing closure.

Child Placement Agreement Errors

Data as of 04/07/2024

The 8 active CPA's with errors contain the 14 total errors.

Agency	Total CPA's Needing Correction	Non-Active CPA's Needing Closure	Total Active CPA's not Completed	New CPA Needed	Need to Upload Signed Agreement	Need Supervisor Approval	No Provider Listed	Total Errors
CHS	7	0	7	4	5	2	2	13
LSF	2	1	1	1				1
OHU	0	0	0					0
Total	9	1	8	5	5	2	2	14

Source: FSFN - Child Placement Agreement Status for Children in Out-of-Home Care On-Demand Listing - OCWDRU Report #1256

Criteria: Children with a CPA Effective Date.

Percent of Children with an Active Completed CPA

Data as of 04/07/2024

Agency	Total Active CPA's	CPA's Fully Completed	% of Completed CPA's
CHS	35	28	80%
LSF	29	28	97%
OHU	8	8	100%
Total	72	64	89%

Source: FSFN - Child Placement Agreement Status - OCWDRU Report #1256

Criteria: Children with an CPA Effective Date.

Psychotropic Medications

Children with Psychotropic Medications Prescriptions

Heartland For Children					
Number of Children in Out-of-Home Care with at Least one Psyc. Medication and Percent of Children w/ a Valid Consent					
Data as of 04/07/2024					
Agency	All Children in OHC	% of Children in OHC w/ Psyc Meds	All Children with Psyc Meds	# of children w/ a current parent or court order	% w/ a current parent or court order
CHS	402	10.7%	43	40	93.0%
LSF	441	10.4%	46	42	91.3%
OHU	394	7.6%	30	30	100.0%
HFC	1,238	9.6%	119	112	94.1%
DCF	1	0.0%	0	0	-
Statewide	19,094	12.6%	2,403	2,047	85.2%

Source: Children in OHC with One or More Current Prescriptions for a Psychotropic Medication, Ages 0 to 17 - #1002

Source: Children and Young Adults in Out-of-Home Care or Receiving In-Home Services Listing - #1077

Valid = Children with a parent consent and the parents are TPR'd are not considered valid consents

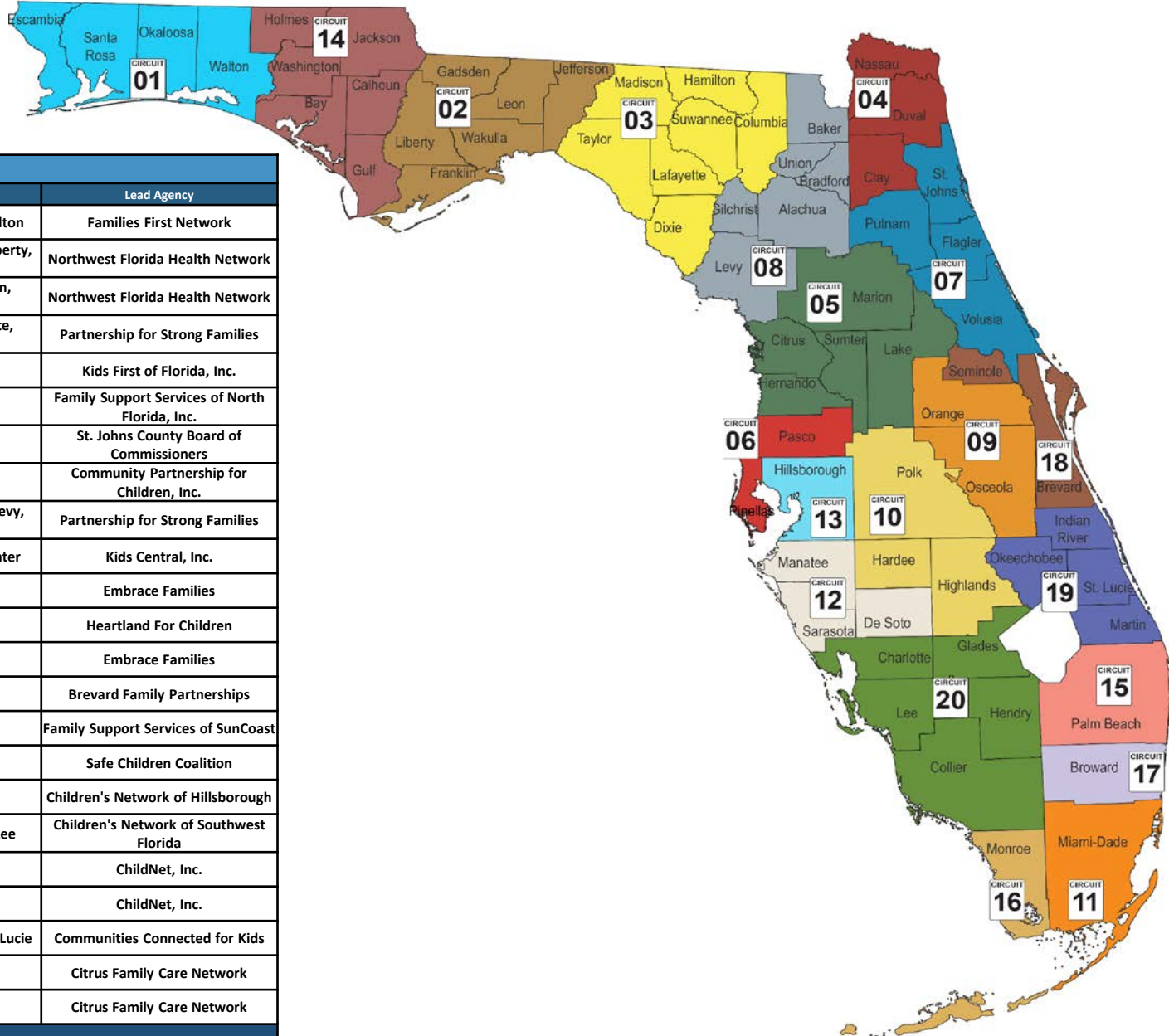
Unified Home Studies – Approval Status

Cases with a Pending or No UHS – 45+ Days Past Due; **Data-as-of: 04/09/2024**

Relative / Non-Relative Unified Home Study Approval Status			
45 Days since Case Transfer - <u>Past Due</u>			
Agency	# of UHS	Status - Pending	Status - No UHS
CHS	6	3	3
LSF	1	1	0
OHU	4	3	1
Total	11	7	4



Community Based Care Lead Agency Map



LEGEND

Circuit	Region	Counties	Lead Agency
1	North West	Escambia, Okaloosa, Santa Rosa, Walton	Families First Network
2		Franklin, Gadsden, Jefferson, Leon, Liberty, Wakulla	Northwest Florida Health Network
14		Bay, Calhoun, Gulf, Holmes, Jackson, Washington	Northwest Florida Health Network
3	North East	Columbia, Dixie, Hamilton, Lafayette, Madison, Suwannee, Taylor	Partnership for Strong Families
4		Clay	Kids First of Florida, Inc.
4		Duval, Nassau	Family Support Services of North Florida, Inc.
7		St. Johns	St. Johns County Board of Commissioners
7		Flagler, Putnam, Volusia	Community Partnership for Children, Inc.
8		Alachua, Baker, Bradford, Gilchrist, Levy, Union	Partnership for Strong Families
5	Central	Citrus, Hernando, Lake, Marion, Sumter	Kids Central, Inc.
9		Orange, Osceola	Embrace Families
10		Hardee, Highlands, Polk	Heartland For Children
18		Seminole	Embrace Families
18		Brevard	Brevard Family Partnerships
6	Sun Coast	Pasco, Pinellas	Family Support Services of SunCoast
12		DeSoto, Manatee, Sarasota	Safe Children Coalition
13		Hillsborough	Children's Network of Hillsborough
20		Charlotte, Collier, Glades, Hendry, Lee	Children's Network of Southwest Florida
15	South East	Palm Beach	ChildNet, Inc.
17		Broward	ChildNet, Inc.
19		Indian River, Martin, Okeechobee, St. Lucie	Communities Connected for Kids
11	Southern	Miami-Dade	Citrus Family Care Network
16		Monroe	Citrus Family Care Network

AWARENESS FOR APRIL

- [Child Abuse Prevention Month](#)
- [Wear Blue Day – 4/5](#)
- [Safe Kids Day – 4/6](#)
- [Top 10 Things to do in April](#)

HEALTH RESOURCES

For more COVID information specific to Florida, go to floridahealthcovid19.gov

Call Center is available 24/7
(866) 779-6121 or email
COVID-19@flhealth.gov.

For more vaccine information go to
<https://floridahealthcovid19.gov/covid-19-vaccines-in-florida/>

SAFETY RESOURCES

Internet Safety and Tips

- [Information, Advice and Support to Keep Children Safe Online \(internetmatters.org\)](#)
- [NetSmartz Home \(missingkids.org\)](#)

Safe Sleep

- www.ounce.org/safe_sleep.html

Swim Safety Tips

- Pool Party Water Safety Tips: bit.ly/41UoFcY
- Water Safety Tips: ounce.org/water_safety.html

Hot Car Safety Tips

- nhtsa.gov/campaign/heatstroke

COMMUNITY RESOURCES

Safe Kids Day – April 6

Saturday, April 6 from 10AM-1PM at Lakeland Regional Health Hollis Cancer Center - 3525 Lakeland Hills Blvd. Lakeland Police cars, firetrucks, face painting, FREE helmets and pack & plays available. Learn more: myLRH.org/safekids

Bumps & Babies Hardee Community Baby Shower

Saturday, April 6 from 10AM-1PM
Wauchula Train Depot
135 E Main St. Wauchula, FL
<https://tinyurl.com/hardeebabyshower>

Project Prom - FREE Dresses & Suits

Saturday, April 6 from 11AM-4PM
3800 US 98 N Lakeland, FL
(Use entrance to the right of [Dillard's](#))
Questions: 863-802-0777

Summer Camp Guide

lakelandmom.com/summer-camp-directory/

Free Books for Children 0-5

uwcf.org/dolly-partons-imagination-library/

United Way's 211

Call 211 or visit 211.org
Getting free confidential help for needs such as food, housing, employment, utilities, mental health and much more is just a text, call, or click away.

ECHO Ministries

Help provide tangible needs to children in foster, adoptive, relative and non-relative care.

To Donate: ECHO Distribution Center every Wednesday from 9AM-12PM at 3625 Century Blvd Unit 1A, Lakeland, FL.
<https://www.echoministriesflorida.net/>

Find Help (Previously Aunt Bertha)

<https://www.findhelp.org/>
Find local resources for food, health, housing, employment programs & other community resources in seconds.

HOPE FLORIDA A PATHWAY TO PROSPERITY Call 850-300-HOPE

myflfamilies.com/services/hope-florida

Services offered by Hope Navigators:

- Identifying goals and barriers
- Referrals to local, community-based partners
- One-on-one support to develop a plan to achieve economic-self sufficiency

Autism/ASD Support Group

Last Friday of each month 10AM-11:30AM
At Bonnet Springs Park in Lakeland
Childcare will be provided.
Please call (813) 455-2846 or
email Efigueroa2@usf.edu to register.

Circuit 10 Children's Mental & Behavioral Health Resources

<https://sites.google.com/view/floridac10/mnhbresources/home>

On this site you will find:

- o Heartland for Children's Parent Portal
- o MyFloridaMyFamily Community Services
- o Florida Mobile Response Team- 24/7 Crisis Assistance
- o Florida Statewide Medicaid Managed Care
- o Florida Association of Christian Child Caring Agencies
- o Florida Network Short-term Residential Programs
- o Center for Autism Related Disabilities (CARD)
- o National Alliance on Mental Illness
- o Post Adoption Support
- o Zebra Coalition
- o Central FL Behavioral Health Network
- o Hope Florida – A Pathway to Prosperity

Food Distribution Schedule

Polk, Highlands and Hardee Counties Food Distribution Sites
uwcf.org/initiatives/endhunger/schedule/

Healthy Families Florida

Family support and coaching program that helps parents provide the safe and stable environments children need for healthy growth and development.
healthyfamiliesfla.org/programs_map.html

Domestic Violence Services

Peace River Center's Domestic Violence Program provides free, confidential services for individuals affected by domestic violence, sexual assault and human trafficking crimes, their family members and friends in Polk, Hardee and Highlands counties.

24-Hour Domestic Violence Crisis Lines Hardee/Highlands 863.386.1167

Polk 863.413.2700

Victim Services Office Line 863.413.2708

Victim Services – Polk County 1860 South Crystal Lake Drive, Lakeland, FL 33801

Victim Services – Hardee/Highlands Counties

1570 Lakeview Drive, Sebring, FL 33870

HFC EVENTS

Foster Care Info Night

Tuesday, April 23rd at 6:30PM
1239 E Main St. Bartow, FL 33830
(2nd Floor) Register: 863-519-8900 x 289

2024 Child Welfare Provider Fair

Thursday, April 25th from 10AM-4PM
Bartow Civic Center
2250 S Floral Ave, Bartow
RSVP:
<https://form.jotform.com/231225767485059>

HFC's "Let's Talk About it" Podcast

where we provide education and resources for family matters in Polk, Highlands and Hardee Counties
[Apple Podcasts](#) / [Anchor](#) / [Spotify](#) / [YouTube](#)

POLK COUNTY

Free Trainings for Parents & Teachers

Early Learning Coalition of Polk County is hosting classes in multiple locations providing tools and resources and food. Space is limited.

Register here: <https://bit.ly/3AJgNz3>

Peer Recovery Center

Center for Behavioral Health Annex

1501 1st Street South, Winter Haven, FL 33880

Hours: Monday – Friday from 9AM-3PM

The center is a place for adults with a mental health diagnosis to receive education, support, resources and socialization.

Contact: (863) 293-1121 x 205789 for more info

Florida Children Museum

400 Bonnet Springs Blvd.

Lakeland, FL 33815

Contact: (863) 687-3869

<https://explorebcm.org>

Carol Jenkin Barnett United Way Resource Center

Offers weekly classes for children from infants through age 5 where parents and children will learn and socialize as they participate in fun, stimulating, developmental activities. These classes are FREE and a great opportunity to meet other moms and caregivers.

- Breast Feeding Support Group
- Autism/ASD Support Group
- Child Development Classes
- Free Tax Prep
- Healthcare Navigator
- Free Child Development Screenings (1st Wednesday and 3rd Monday each month)
- Infant Massage Classes

Location: 400 Bonnet Springs Blvd. Lakeland, FL 33815

<https://uwcf.org/resourcecenter/>

HIGHLANDS COUNTY

Swimming Lessons at YMCA

<http://www.highlandsymca.org/aquatics.htm>

Champion for Children

Provides child abuse and neglect prevention programs and early-intervention services to children and families in Highlands County.

Contact for more info about the documentary

RESILIENCE: The Biology of Stress and the Science of Hope which talks about the connection between trauma and health.

Office: (863) 382-2905

<https://www.championforchildren.org/>

Children's Museum of the Highlands

Hands on Learning for Ages 1-12

Cost: \$8/per person (ages 1+) for all day play.

219 N Ridgewood Dr. Sebring, Florida

(863) 451-5385 (contact museum for updated hours)

Preservers of Life

Highlands County Community Nursing Organization
This organization provides prevention healthcare and helps businesses and individuals integrate holistic health and wellness practices.

Kasey Pacheco, Community Nurse Collaborator

Kasey@preserversoflife.com | (863) 420-5255

FREE GED Prep & ESOL Classes

South Florida State College is offering free classes for adults in Highlands and Hardee Counties to improve adult literacy.

Contact: Sari Crews

863-784-7473 | sari.crews@southflorida.edu

<https://www.southflorida.edu/future-students/general-educational-development-program-ged>

HARDEE COUNTY

Hardee County Swimming Resources

[Swim Lessons | Florida Department of Health in Hardee \(floridahealth.gov\)](#)

Hardee Help Center

A Christ-centered community service organization bringing hope & healing to Hardee County families in difficult seasons of life.

713 E Bay Street Wauchula, FL 33873

Contact: info@hardeehelpcenter.com | 863-773-0034

Visit Hardee

Website for upcoming events, community updates and resources: <https://www.visithardee.com/events>

FREE GED Prep & ESOL Classes

South Florida State College is offering free classes for adults in Highlands and Hardee Counties to improve adult literacy.

Contact: Sari Crews

863-784-7473 | sari.crews@southflorida.edu

<https://www.southflorida.edu/future-students/general-educational-development-program-ged>



For additional resources and county events, check out our most recent Parent's Corner Newsletter.