



Community Based Care: Hardee, Highlands & Polk Counties

**CBC Performance and Quality Improvement Meeting**  
Data for Week Ended Sunday, March 05, 2023

**Video Conference Meeting**

Wednesday, March 08, 2023 at 9 a.m.

Conference Call: 866-607-2795  
Participant Number: 830 755 402#



# Community Based Care Lead Agency Scorecard

## FY 22-23, 2nd Quarter: October 01, 2022 to December 31, 2022

CBC Lead Agency Scorecard Performance Table	Safety				Permanency				Well-Being			
Measures	1. Rate of Abuse per 100,000 days while in foster care.	2. Percent of children who are not neglected or abused during in-home services.	3. Children who are not neglected or abused after closure of services.	4. Children under supervision who are seen every 30 days.	5. Children exiting foster care to a permanent home within 12 months of entering care.	6. Children achieving permanency in 12 months for children in foster care 12 to 23 months.	7. Children who do not re-enter foster care within 12 months of moving to a permanent home.	8. Children's placement moves per 1,000 days in foster care.	9. Children in out-of-home care who have received medical services in the last 12 months.	10. Children in out-of-home care who received dental services within the last 7 months.	11. Young adults in foster care at age 18 that have completed or are enrolled in secondary education.	12. Children placed with all of their siblings who are in out of home care.
Standard	8.5	95.0%	95.0%	99.5%	40.5%	43.6%	91.7%	4.12	95.0%	95.0%	80.0%	65.0%
Reporting Period	10/01/21 - 09/30/22	10/01/21 - 09/30/22	04/01/21 - 03/31/22	01/01/22 to 12/31/22	01/01/21 to 12/31/21	01/01/22	01/01/20 to 12/31/20	01/01/22 to 12/31/22	12/31/22	12/31/22	01/01/22 to 12/31/22	12/31/22
Brevard Family Partnership	6.90	95.0%	96.5%	99.8%	32.4%	50.5%	94.5%	3.52	96.0%	84.2%	88.8%	60.0%
ChildNet-Broward	9.38	96.2%	95.8%	99.6%	30.5%	53.8%	83.5%	3.60	96.5%	81.5%	83.3%	64.4%
ChildNet-Palm Beach	10.86	96.4%	96.9%	99.7%	34.2%	58.6%	93.7%	3.15	96.0%	88.0%	53.0%	57.2%
Childrens Network of SW Florida	4.49	97.8%	96.9%	99.9%	33.0%	58.6%	95.6%	5.39	97.3%	92.3%	84.0%	60.3%
Childrens Network-Hillsborough	7.19	95.9%	97.3%	97.4%	27.3%	27.9%	91.0%	8.00	83.3%	59.6%	54.2%	58.2%
Citrus Health Network	2.74	96.6%	99.1%	99.6%	25.5%	44.2%	92.4%	3.24	98.0%	97.4%	97.3%	60.2%
Communities Connected for Kids	8.91	94.5%	96.6%	99.7%	43.7%	62.9%	89.9%	3.39	96.5%	91.0%	84.6%	62.8%
Community Partnership for Children	8.28	94.1%	97.3%	99.4%	25.8%	57.2%	88.0%	4.05	95.0%	69.1%	88.8%	58.4%
Embrace Families	8.73	94.8%	98.2%	97.9%	30.3%	44.8%	93.4%	6.18	66.0%	43.4%	84.2%	57.2%
Family Integrity Program	2.54	95.0%	97.0%	99.7%	38.8%	88.1%	90.2%	2.57	100.0%	100.0%	66.6%	52.9%
Family Support Services of North Fla	5.41	96.5%	96.7%	99.8%	31.1%	64.2%	87.8%	4.55	95.5%	90.4%	91.6%	56.5%
FSS Suncoast	7.94	94.0%	95.6%	96.8%	24.3%	37.0%	91.3%	6.51	80.0%	53.4%	80.0%	63.5%
<b>Heartland for Children</b>	<b>8.48</b>	<b>94.9%</b>	<b>98.2%</b>	<b>99.8%</b>	<b>33.8%</b>	<b>48.9%</b>	<b>94.2%</b>	<b>3.88</b>	<b>98.9%</b>	<b>89.5%</b>	<b>92.1%</b>	<b>57.0%</b>
Kids Central, Inc.	3.96	95.4%	96.9%	98.7%	31.6%	39.0%	85.0%	6.34	78.2%	57.0%	75.0%	63.8%
Kids First of Florida, Inc.	7.11	99.0%	96.1%	99.0%	34.5%	53.4%	87.8%	5.49	91.4%	75.8%	50.0%	64.1%
NWF Health Network - East	5.08	97.0%	97.1%	99.4%	30.0%	56.1%	94.5%	4.84	93.1%	84.4%	78.5%	63.4%
NWF Health Network - West	11.01	94.7%	97.3%	99.6%	24.1%	40.5%	91.3%	8.16	87.3%	72.3%	80.6%	60.8%
Partnership for Strong Families	6.17	97.6%	97.2%	99.8%	25.2%	46.4%	94.9%	5.78	83.5%	56.6%	93.3%	53.5%
Safe Children Coalition	5.79	96.9%	95.2%	99.3%	35.8%	49.8%	91.5%	4.46	96.3%	83.8%	75.6%	65.4%
<b>Statewide</b>	<b>7.16</b>	<b>95.8%</b>	<b>96.8%</b>	<b>98.7%</b>	<b>30.1%</b>	<b>46.7%</b>	<b>91.0%</b>	<b>5.26</b>	<b>87.5%</b>	<b>71.6%</b>	<b>79.4%</b>	<b>60.5%</b>
Red Zone	8.85	92.9%	92.9%	98.9%	36.3%	39.2%	90.8%	4.54	89.9%	89.9%	69.9%	60.0%



## Scorecard Measure 4 – Children Seen Every Thirty Days

SM04 - Percent of children under supervision who are required to be seen every 30 days – Target = 99.5%

<b>Scorecard Measure #4 - Children Under Supervision Who Are Seen Every Thirty Days</b>		
Supervision between 02/01/23 - 02/31/23		
<b>Agency</b>	<b># of Children <u>Not</u> seen in 30 days</b>	<b>% of Children seen timely</b>
CHS	<b>6</b>	99.66%
LSF	<b>2</b>	99.77%
OHU	<b>11</b>	99.79%
<b>Total</b>	<b>19</b>	<b>99.75%</b>
<i>Source: "Children Under Supervision Who Are Seen Every Thirty Days - Report #1144" Data-as-of: 03/05/23</i>		



## Monthly Birth Parent Contacts

Target = 70% Mothers and 50% Fathers - seen monthly

Birth Parent Contact Completed							
02/01/23 to 02/28/23							
AGENCY	# Moms Required	# Moms Completed	Mom % Completed	# Dads Required	# Dads Completed	Dad % Completed	Combined Average
CHS	196	73	37.2%	123	33	26.8%	32.0%
LSF	223	103	46.2%	168	57	33.9%	40.1%
OHU	180	83	46.1%	134	37	27.6%	36.9%
<b>TOTAL</b>	<b>599</b>	<b>259</b>	<b>43.2%</b>	<b>425</b>	<b>127</b>	<b>29.9%</b>	<b>36.6%</b>

### Mother Contact

Green: 70% or above, Yellow: 69% - 60%, Red: 59% or less

### Father Contact

Green: 50% or above, Yellow: 49% - 40%, Red: 39% or less

Source: FSFN Data Warehouse – Ad Hoc Report; Report-as-of: 02/27/23, Data-as-of: 03/06/23



## Scorecard Measures 5 & 6 - Children Achieving Permanency

SM05 - Percent of children exiting care to a permanent home within 12 months of entering care – **Target = 40.5%**


SM06 - Percent of children exiting care to a permanent home for children in care 12-23 months – **Target = 43.6%**

Reunifications Entered into FSFN: Week of 02/27/23 thru 03/05/23			
Agency	Timely	Un-Timely	Total
CHS	1		1
LSF		2	2
OHU		2	2
<b>Total</b>	<b>1</b>	<b>4</b>	<b>5</b>

Service Availabilities Service Snapshot of Availability as of 03/06/23	
Youth Villages	Peace River Home-to-Stay
1 – Polk	0 – Polk 0 – Highlands / Hardee

Scorecard Measure #5 - 04/01/21 to 03/31/22 Children Achieving Permanency within 0-12 Mths FY 22-23 - 3rd Qtr as of 03/05/23			
Agency	Permanency within 12 mths	Total Children out-of-home care	Percent Timely Reunification
CHS	60	229	26.2%
LSF	41	226	18.1%
OHU	100	253	39.5%
<b>HFC Total</b>	<b>201</b>	<b>708</b>	<b>28.39%</b>

SM05 - Percentage to reach Yellow = 36.5%

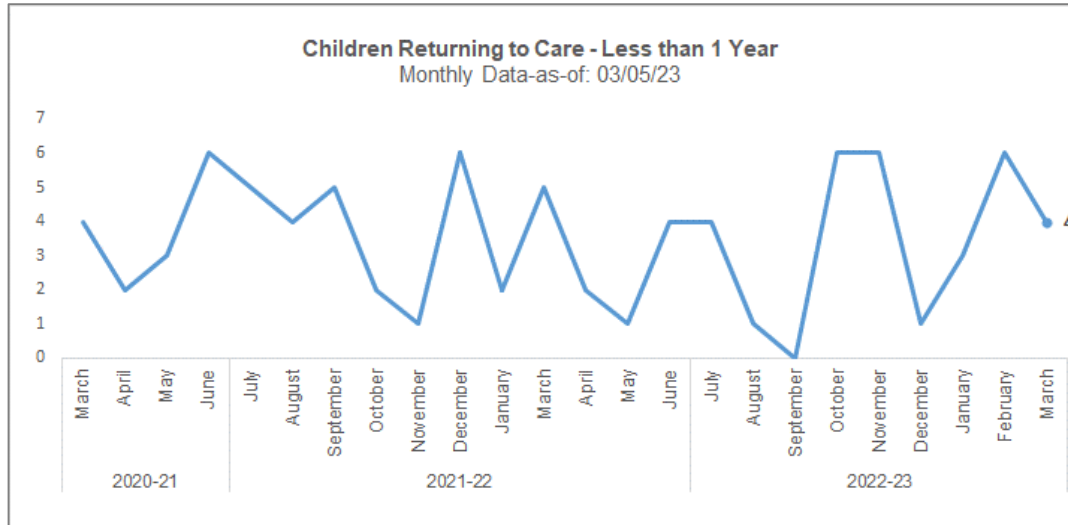
Scorecard Measure #6 - 04/01/22 Children Achieving Permanency within 12-23 Mths FY 22-23 - 3rd Qtr as of 03/05/23			
Agency	Permanency within 12-23 mths	Total Children LOS 12-23 mths	Percent Timely Reunification
CHS	38	109	34.9%
LSF	64	129	49.6% 
OHU	27	86	31.4%
<b>HFC Total</b>	<b>129</b>	<b>324</b>	<b>39.8%</b>

SM06 - Percentage to reach Yellow = 39.4%



# Children Returning to Care

Number of Children in a Recent Removal Episode Who Have Had a Prior Removal



Removal Episodes for Children with a Prior Removal								
Removals entered into FSFN between 02/27/23 - 03/05/23								
Current Agency	Current Removal Date	Prior Unit	Prior Removal	Prior Discharge	Length of Stay (months)	Length from Prior Discharge (months)	LOR Range	SM07 Cohort
OHU	2/27/2023	142858 OHU-POLK	5/11/2021	7/18/2022	14	7	< 1.0 yr	N
OHU	2/27/2023	142858 OHU-POLK	5/11/2021	7/18/2022	14	7	< 1.0 yr	N
OHU	2/27/2023	142858 OHU-POLK	5/11/2021	7/18/2022	14	7	< 1.0 yr	N
OHU	2/27/2023	142858 OHU-POLK	7/9/2021	7/18/2022	12	7	< 1.0 yr	N

Source: FSFN Data Warehouse Ad Hoc Report, Rpt-as-of: 03/05/23

Prior Weeks' Undiscussed Re-entries								
Removals entered into FSFN between 02/20/23 - 02/26/23								
Current Agency	Current Removal Date	Prior Unit	Prior Removal	Prior Discharge	Length of Stay (months)	Length from Prior Discharge (months)	LOR Range	SM07 Cohort
CHS	10/12/2022	141832-CHSFL	2/27/2011	3/27/2012	13	126	> 5.0 yrs	N
CHS	10/12/2022	141832-CHSFL	2/27/2011	3/27/2012	13	126	> 5.0 yrs	N
CHS	10/12/2022	141832-CHSFL	2/27/2011	3/27/2012	13	126	> 5.0 yrs	N
LSF	8/1/2022	141836-DEV	3/9/2021	12/1/2021	9	7	< 1.0 yr	Y
LSF	8/1/2022	141836-DEV	3/9/2021	12/1/2021	9	7	< 1.0 yr	Y
LSF	8/1/2022	141836-DEV	3/9/2021	12/1/2021	9	7	< 1.0 yr	Y

Source: FSFN Data Warehouse Ad Hoc Report, Rpt-as-of: 02/27/23

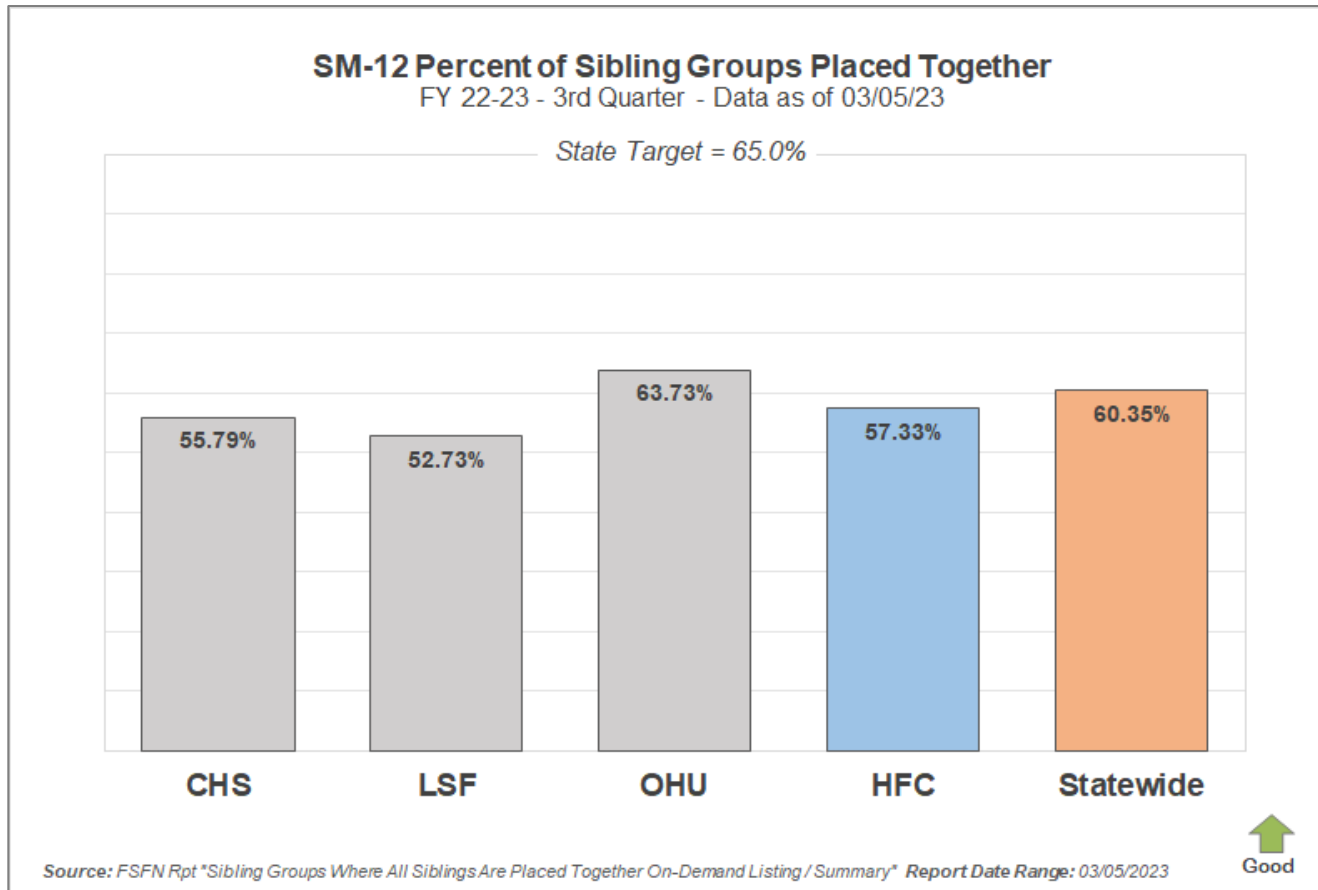


## Scorecard Measure 12 – Separated Siblings

SM12 - Percentage of siblings groups in out-of-home care where all siblings are placed together – **Target = 65.0%**

SM12 - Percent of Sibling Groups Placed Together			
Agency	Number of Cases w/ Siblings Together	Total Cases Sibling Groups	Percent of Siblings Placed Together
CHS	53	95	55.79%
LSF	58	110	52.73%
OHU	65	102	63.73%
HFC	176	307	57.33%

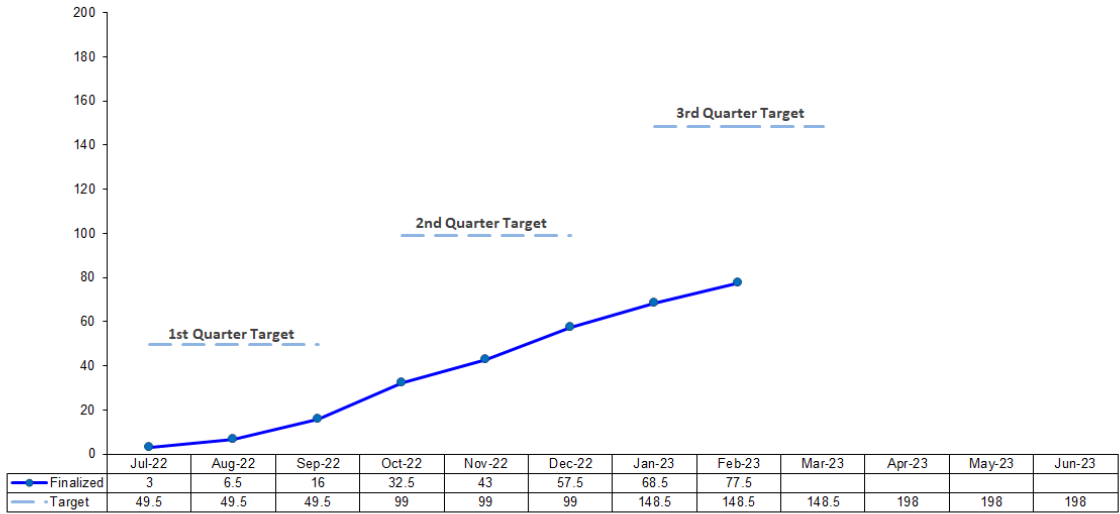
Number of sibling groups to achieve SM12 target – **24 Sibling Groups**



# Adoption Finalizations

Percent of Adoptions Finalized with 24 Months of Removal & Percent of Adoption Goal Met

**Heartland for Children - DCF Circuit 10**  
Adoption Finalizations for FY 22-23



Source: HFC Adoption Database; Data-as-of: February 22, 2023

FY 22-23 Target = 198

## Upcoming Finalization Dates

March 15, 2023

March 22, 2023

## Adoption Finalizations

FY 22-23 - 3rd Quarter as of 03/06/23

CMO	Subsidy Files Submitted	Finalized Adoptions	Quarter Target	Quarter Target Met
CHS	12	8	32.5	24.6%
LSF	3	1	22	4.5%
OHU	3	11	38	28.9%
<b>Total</b>	<b>18</b>	<b>20</b>	<b>92.5</b>	<b>21.6%</b>

## Adoption Finalizations

Total Fiscal Year-to-Date

Total Finalized	HFC Target	% Met	% w/in 24 Mths
77.5	198	39.1%	22.9%





# Children's Legal Services – Shelter Report

CLS Weekly Shelter Report FY 2022-23 as of March 06, 2023

Children Previously Sheltered W/in Last 12 Mnths														
	JUL	AUG	SEP	OCT	NOV	DEC	JAN	FEB	MAR	APR	MAY	JUN	22/23 Totals	21/22 Totals
<b># of Shelter Hearings</b>														
Polk	29	24	18	34	18	28	26	19					196	315
Highlands	5	3	2	3	5	1	2	5					26	44
Hardee	0	0	1	0	1	0	0	2					4	23
Total	34	27	21	37	24	29	28	26					226	379
<b># Children Removed</b>														
Polk	50	55	29	73	39	48	42	37					373	551
Highlands	8	9	7	3	10	2	3	8					50	71
Hardee	0	0	5	0	2	0	0	4					11	43
Total	58	64	41	76	51	50	45	49					434	656
<b>Total Children Denied Shelter</b>														
Polk	0	0	0	0	0	0	0	0					0	0
Highlands	0	0	0	0	0	0	0	0					0	0
Hardee	0	0	0	0	0	0	0	0					0	0
Total	0	0	0	0	0	0	0	0					0	0
<b># Children Placed with Relative</b>														
Polk	28	43	18	31	26	22	23	17					208	285
Highlands	5	6	5	2	9	2	2	1					32	55
Hardee	0	0	5	0	2	0	0	2					9	26
Total	33	49	28	33	37	24	25	20					249	357
<b># Children Placed with Non Relative</b>														
Polk	5	10	4	22	4	3	4	2					54	80
Highlands	0	0	2	0	0	0	1	0					3	6
Hardee	0	0	0	0	0	0	0	2					2	3
Total	5	10	6	22	4	3	5	4					59	89
<b># Children Placed with Fictive Kin</b>														
Polk	1	0	0	0	0	0	0	0					1	6
Highlands	0	0	0	0	0	0	0	0					0	1
Hardee	0	0	0	0	0	0	0	0					0	1
Total	1	0	0	0	0	0	0	0					1	8
<b># Children Placed in Foster Care</b>														
Polk	16	2	7	20	9	23	15	18					110	180
Highlands	3	3	0	1	1	0	0	7					15	11
Hardee	0	0	0	0	0	0	0	0					0	11
Total	19	5	7	21	10	23	15	25					125	202

% of Children Sheltered Placed in Foster Care Data as of 03/06/23			
Month	20-21	21-22	22-23
Jul	28.6%	22.1%	32.8%
Aug	21.9%	43.5%	7.8%
Sep	27.3%	28.2%	17.1%
Oct	22.4%	28.9%	27.6%
Nov	20.4%	36.8%	19.6%
Dec	24.5%	19.4%	46.0%
Jan	25.0%	48.8%	33.3%
Feb	20.5%	15.6%	52.9%
Mar	21.7%	47.2%	25.0%
Apr	17.5%	26.9%	
May	23.4%	27.5%	
Jun	38.5%	32.4%	
<b>FY Total</b>	<b>24.9%</b>	<b>30.8%</b>	<b>29.0%</b>

Shelter Count for the Week of February 28 - March 06, 2023			
	Polk	Highlands	Hardee
Shelters	6	0	1
Children Removed	13	0	1
Placed w/ a Relative	7	0	1
Placed w/a Non-Rel	1	0	0
Placed w/a Fictive Kin	0	0	0
Placed in Foster Care	5	0	0



# Case Transfer Staffing Data

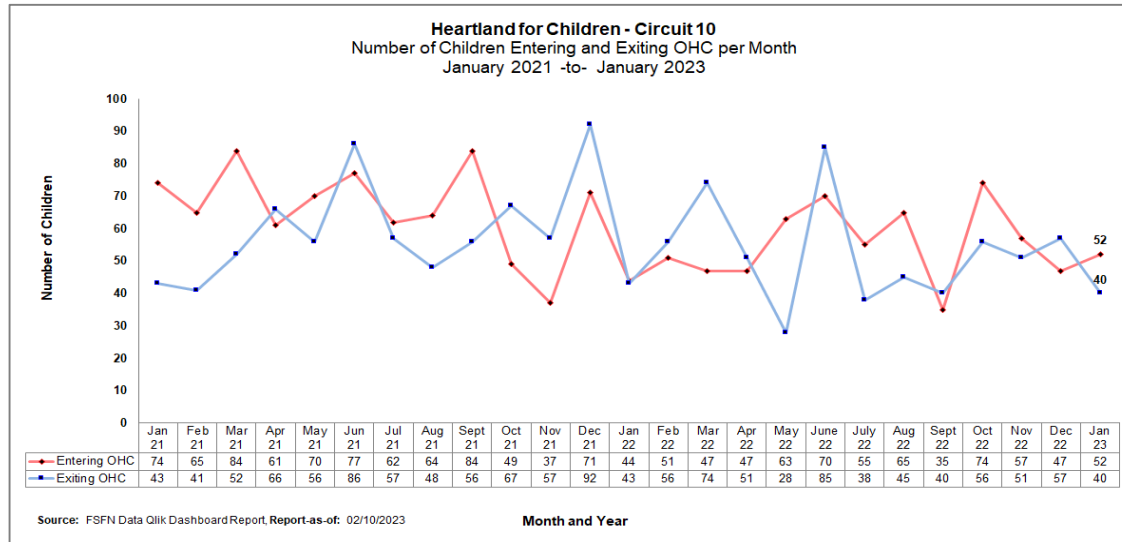
Case Transfer Data For Fiscal Year July 1, 2022 – June 30, 2023 - Data as of 03/06/23

	JUL	AUG	SEP	OCT	NOV	DEC	JAN	FEB	MAR	APR	MAY	JUN	22-23 Totals	21-22 Totals
<b>Number of Children</b>														
CHS	32	32	19	17	24	23	2	43	5				197	358
LSF	36	34	20	38	36	43	30	29	2				268	355
OHU Polk	12	18	13	7	12	16	27	14	0				119	147
One Hope	37	49	40	30	47	33	33	26	4				299	503
<b>Total</b>	<b>117</b>	<b>133</b>	<b>92</b>	<b>92</b>	<b>119</b>	<b>115</b>	<b>92</b>	<b>112</b>	<b>11</b>				<b>883</b>	<b>1363</b>
<b>Out of Home Care</b>														
CHS	19	19	16	13	19	20	10	24	1				141	200
LSF	17	15	15	24	25	21	18	12	0				147	188
OHU Polk	8	9	12	7	9	14	8	10	0				77	103
One Hope	12	8	12	6	18	4	1	7	4				72	113
<b>Total</b>	<b>56</b>	<b>51</b>	<b>55</b>	<b>50</b>	<b>71</b>	<b>59</b>	<b>37</b>	<b>53</b>	<b>5</b>				<b>437</b>	<b>604</b>
<b>In - Home Judicial</b>														
CHS	5	0	0	0	0	0	2	1	0				8	4
LSF	2	1	0	2	0	0	2	0	0				7	16
OHU Polk	0	0	0	0	0	0	0	0	0				0	2
One Hope	0	2	0	0	0	2	2	0	0				6	6
<b>Total</b>	<b>7</b>	<b>3</b>	<b>0</b>	<b>2</b>	<b>0</b>	<b>2</b>	<b>6</b>	<b>1</b>	<b>0</b>				<b>21</b>	<b>28</b>

	JUL	AUG	SEP	OCT	NOV	DEC	JAN	FEB	MAR	APR	MAY	JUN	22-23 Totals	21-22 Totals
<b>Non-Judicial In - Home Services</b>														
CHS	6	8	3	3	3	3	2	7	4				39	116
LSF	10	10	5	8	8	18	3	10	1				73	95
OHU Polk	4	9	1	0	1	1	5	4	0				25	31
One Hope	3	3	0	3	12	12	6	0	0				39	35
<b>Total</b>	<b>23</b>	<b>30</b>	<b>9</b>	<b>14</b>	<b>24</b>	<b>34</b>	<b>16</b>	<b>21</b>	<b>5</b>				<b>176</b>	<b>277</b>
<b>OCS / ICPC Courtesy Supervision</b>														
CHS	0	0	0	0	0	0	0	0	0				0	0
LSF	0	0	0	0	0	0	0	0	0				0	0
OHU Polk	0	0	0	0	0	0	0	0	0				0	0
One Hope	22	29	28	21	17	15	24	18	0				174	338
<b>Total</b>	<b>22</b>	<b>29</b>	<b>28</b>	<b>21</b>	<b>17</b>	<b>15</b>	<b>24</b>	<b>18</b>	<b>0</b>				<b>174</b>	<b>338</b>
<b>Reinstatement of Protective Services Supervision (Notice of Hearings)</b>														
CHS	0	3	0	0	0	0	0	9	0				12	17
LSF	5	6	0	4	3	2	0	6	0				26	46
OHU Polk	0	0	0	0	0	0	0	0	0				0	2
One Hope	0	4	0	0	0	0	0	0	0				4	0
<b>Total</b>	<b>5</b>	<b>13</b>	<b>0</b>	<b>4</b>	<b>3</b>	<b>2</b>	<b>0</b>	<b>15</b>	<b>0</b>				<b>42</b>	<b>65</b>

# Children Entering & Exiting Care

Number of Children Entering and Exiting Out-of-Home Care per Month





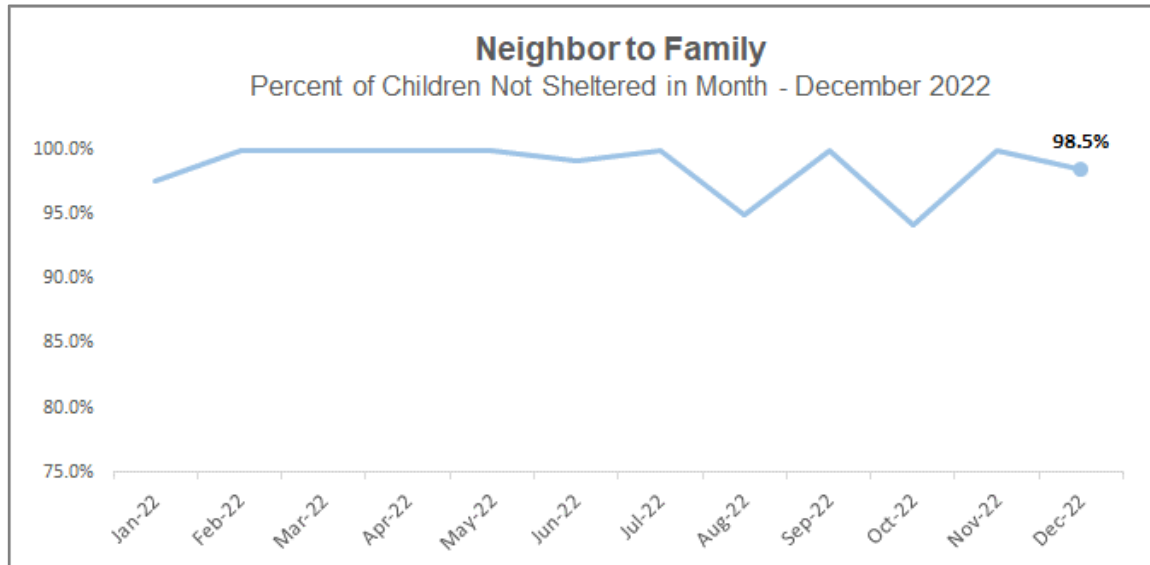
## Neighbor to Family – Weekly & Monthly Census

22-23 Fiscal Year to Month - Percentage of Children Not Sheltered: **95.6%**

*"You guys were doing everything well and helped a lot when we needed it."*

*- NTF Parent Satisfaction Survey– Q: What we are doing well?*

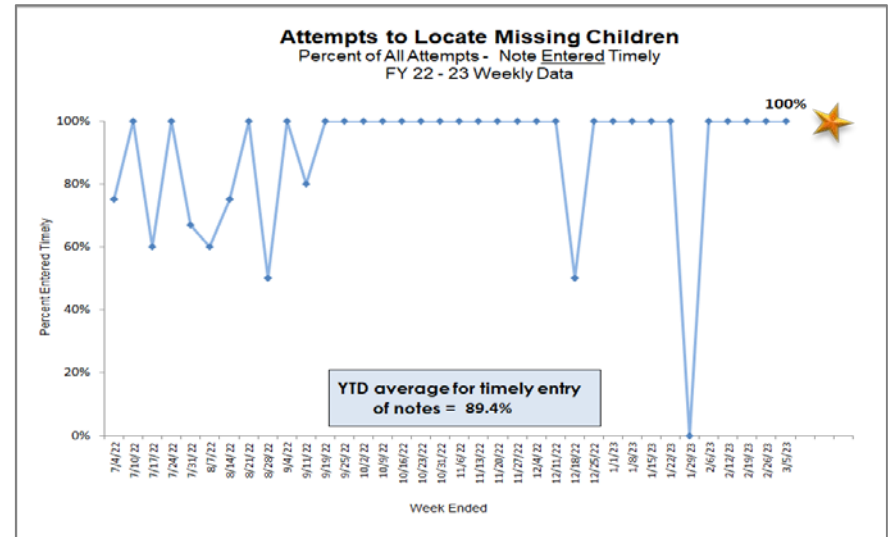
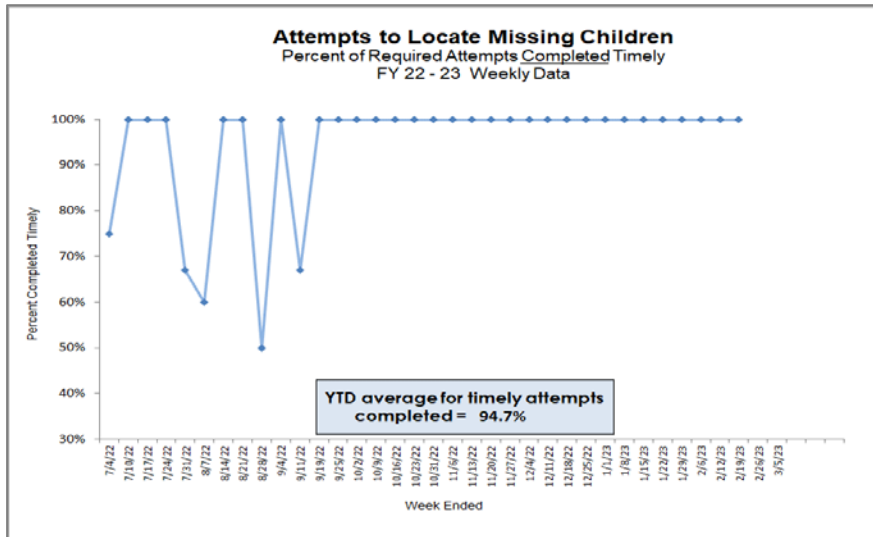
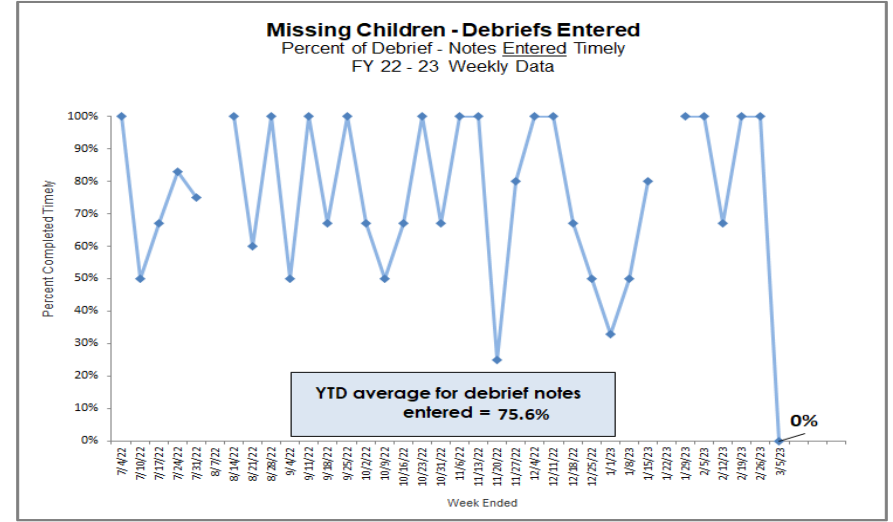
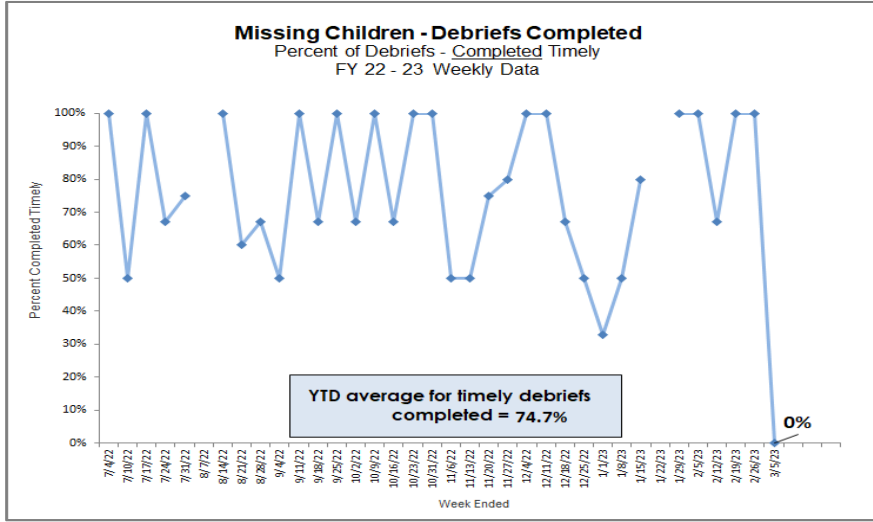
Neighbor To Family - Weekly Census Numbers		
Weekly Data 02/28/23 through 03/06/23		
Referral Type	Number of Families	Number of Children
CPI - Safety Management	3	10
CPI - Family Support	21	49
Specialized - Family Support	4	9
Prevention - Comm. Referral	30	62
Special Conditions Report	11	28
Nurturing Parenting	11	17
<b>NTF - Total Services</b>	<b>80</b>	<b>175</b>



# Missing Children

HFC – DCF Circuit 10 Missing Youth Data as of Reporting Date

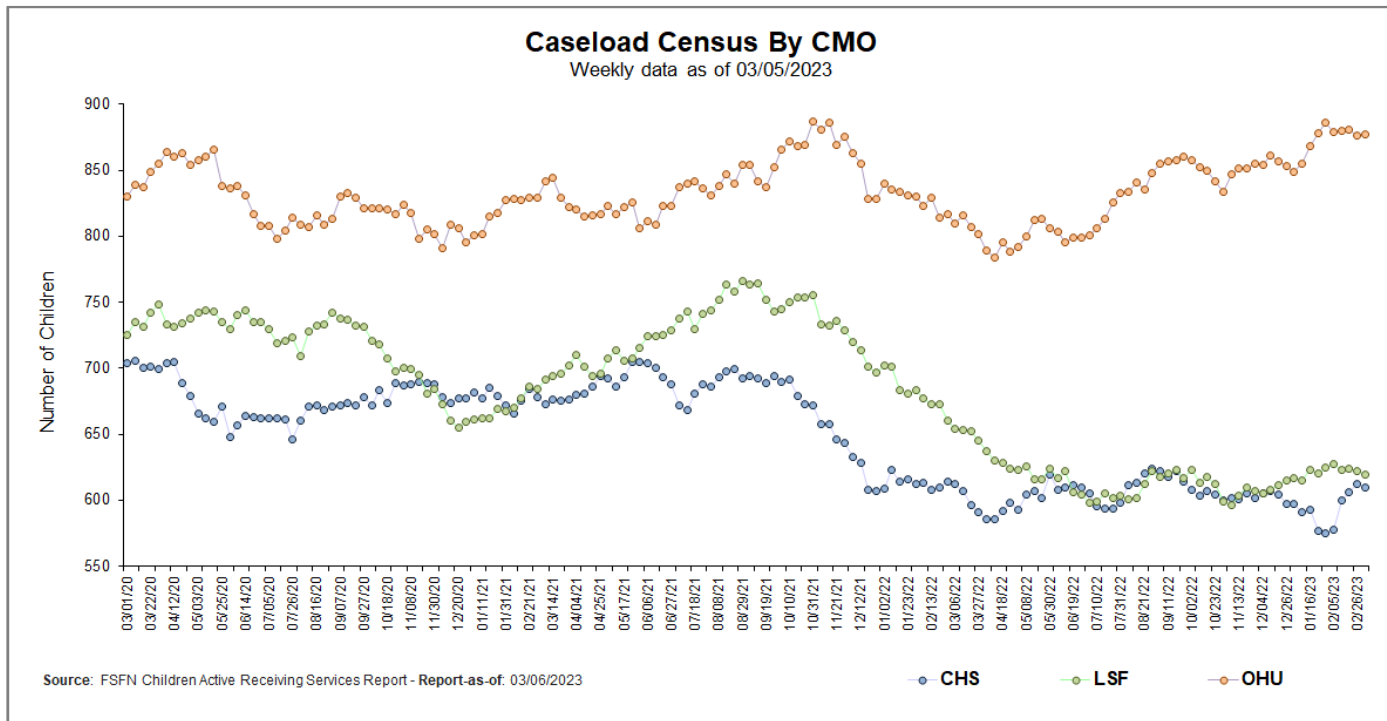
Weekly Data - Week ending 03/05/2023					
	Current Missing	Late Reports	Late ATL	Recoveries	Late Debriefs
CHS	1	0	0	0	0
LSF	0	0	0	0	0
OHU	1	0	0	1	1
CPI	0	0	0	1	0
<b>Total</b>	<b>2</b>	<b>0</b>	<b>0</b>	<b>2</b>	<b>0</b>



# Caseload Census Information

## CBC Services Weekly Caseloads By CMO

Number of Children by CMO Last 6 Reporting Periods						
Agency	1/29/2023	2/5/2023	2/12/2023	2/19/2023	2/26/2023	3/5/2023
CHS	575	578	600	606	612	610
LSF	625	627	623	624	621	619
OHU	886	879	880	881	874	877
<b>HFC Total</b>	<b>2086</b>	<b>2084</b>	<b>2103</b>	<b>2111</b>	<b>2107</b>	<b>2106</b>



## Caseload Census by Case Manager and Organization Data as of 03/05/23

Caseload of 1 - 5 Children		
CMO	Case Workers	#
LSF	Henderson, Margaret	5
OHU	Metelus, Getro	4
LSF	Hampton, Sharday	3
OHU	Meinke, Danielle	2
CHS	Palmieri, Nicole	2
LSF	Forbes, Sabrina	1
CHS	Denmark, Sandi	1
LSF	Collins, Sara	1

Caseload of 6 - 15 Children		
CMO	Case Workers	#
CHS	Mejia, Kimberly	16
OHU	Daniel, Peyton	15
OHU	Ryan, Shay	15
OHU	Howe, Danielle	15
CHS	Whiting, Kari	14
LSF	Brown, Ciara	14
LSF	Ellis, Darren	13
CHS	Telleria, Jelitza	11
LSF	Pogu, Lydia	8
CHS	Williamson, Abigail	8

Caseload of 16 - 24 Children		
CMO	Case Workers	#
OHU	Cuevas, Rubita	24
OHU	Brutus, Marie	24
CHS	Scholl, Joseph	24
CHS	House, David	24
LSF	Coleman, Tangela	24
OHU	Mullis, Felicia	24
LSF	Cruz, Veronica	24
OHU	Mccoy, Ariana	24
CHS	Luebke, Nicole	23
CHS	Fort, Angela	23
LSF	Renfro, Andrew	23
LSF	Lynch, Rodina	22
LSF	Pamphile, Emmanuella	22
OHU	Wall, Tasha	22
LSF	Bickel, Sherry	21
LSF	Hettmansperger, Katelin	21
LSF	Burciaga, Cristina	21
LSF	Evans, Mikayla	21
LSF	Wilkins, Shequanna	21
LSF	Bon-Fiol, Nikol	20
OHU	Mendez, Natalie	20
CHS	Dawes, Dominique	20
OHU	ownfield-Salahuddin, Courtn	19
LSF	Escartin Vega, Kathia	19
LSF	Williams, Carlise	19
CHS	Saimplice, Sherby	18
LSF	Hiraldo Guzman, Mireliz	18
OHU	Ventura, Armando	18
LSF	Londono, Reina	18
OHU	Colon, Lisette	18
OHU	Thompson, Wyshana	18
LSF	Ramnaugh, Shan	17
OHU	Ghant, Dante	16
CHS	Forsman, Angela	16

Caseload of 25 - 29 Children		
CMO	Case Workers	#
OHU	Kohn, Ludessa	29
LSF	Lott, Carla	28
LSF	Pierce, Pamela	27
OHU	Violette, Patricia	27
LSF	Louis, Rachelle	27
OHU	Nizamoff, Tori	27
OHU	Pizarro, Frances	27
OHU	Weathersby, Donald	27
CHS	Alves, Jordan	27
CHS	Taylor, Victoria	27
CHS	Diamond, Savannah	27
OHU	Willix, Amensha	26
OHU	Southall, Akeva	26
CHS	Campbell, Elaine	26
LSF	Morris, Alundrea	26
LSF	Willingham, Jadashia	25
OHU	Dedrick, Dawn	25
OHU	Nettles, Markisha	25
CHS	White, Melinda	25
LSF	Mculty, Andria	25
OHU	Claffey, Alexandra	25
LSF	Davis, Katelyn	25
OHU	Cleveland, Tammy	25

Caseload of 30+ Children		
CMO	Case Workers	#
OHU*	Washington, Woodrica	45
OHU*	Fuentes, Norma	41
OHU*	Villegas, Anna	40
LSF	Nail, Demetria	39
CHS	Bain, Claire	39
OHU*	Simmons, Shannon	38
CHS	Hiers, Katherine	38
CHS	Luskey, Taylor	37
CHS	Sisk, Sarah	37
OHU*	Smith, Lorie	37
OHU*	Bailon, Margarita	36
CHS	Mcphail, Allissa	35
CHS	Harris, Tequila	34
OHU	Bello, Bianca	31

Transition Age Youth - Young Adults		
CMO	Case Workers	#
CHS	Nieves, Carlos	26
LSF	Peralta, Joshua	21
OHU	Vazquez, Roger	20
OHU	Sandbrook, Mary	4

Unit Supervisors Carrying Cases		
CMO	Case Workers	#
OHU	Gonzalez, Jesus	14
CHS	Cortes, Jennifer	8
CHS	Humber, John	5
CHS	Mccalebb, Phalan	2
OHU	Garza, Krystal	2
OHU	Shackleford, India	2
CHS	Butler, Haveria	1

FTC Facilitators Carrying Cases		
CMO	Case Workers	#
CHS	Cruz, Cheyleen	9
CHS	Mills, Ciyatt	7

\*These OHU case managers contain caseloads that are over 60% OCS cases. On average an OCS case compares to 1.54 regular cases (i.e., 20 OCS cases approx. equals 13 regular cases).

All CHS case managers are supported by Case-Aim support. On average a Case-Aim supported case compares to 1.33 regular cases (i.e., 20 cases with Case-Aim approx. equals 15 cases without Case-Aim support).



# Caseload Census Information

Case Manager Caseload Breakdown by Agency – Data as of 03/05/23

Count of Case Managers Within a Caseload Range							
CMO	1-5 Children in Caseload	6-15 Children in Caseload	16-24 Children in Caseload	25-29 Children in Caseload	30+ Children in Caseload	Total Case Managers*	Avg # of Children per CM
CHS	1	7	8	3	7	26	23.3
LSF	4	3	17	7	1	32	19.5
OHU	3	6	16	6	6	37	23.8
# of CMs	8	16	41	16	14	95	22.2

Percent of Case Managers That Are at or Under the National Caseload Standard of 15			
CMO	# Case Managers	# with Caseload at 15 or lower	Percent at 15 or lower
CHS	26	8	30.8%
LSF	32	7	21.9%
OHU	37	9	24.3%
HFC	95	24	25.3%

\* Data Excludes Unit Supervisors, FTC Facilitators & Resigned CMs Count

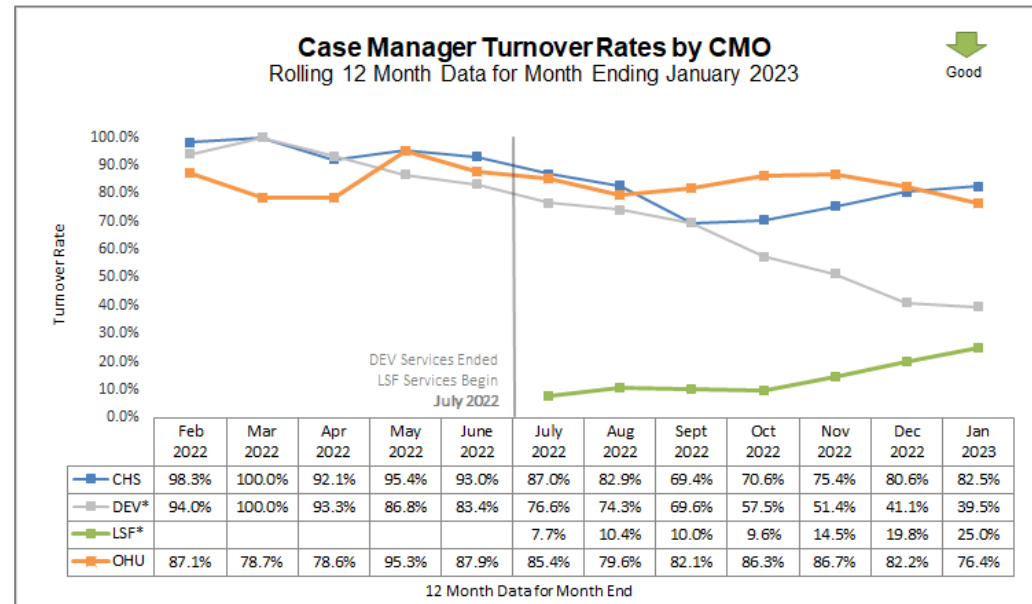
## Case Management Organization Turnover

12 Month Case Manager Turnover Rates by Agency

Employee Turnover Rates By CMO 12 Month Data for Month Ended January 2023		
CMO	Case Manager	Case Manager Supervisor
CHS	82.5%	35.3%
DEV*	39.5%	21.1%
LSF*	25.0%	17.4%
OHU	76.4%	76.2%

7/2/22 - Transition from Devereux to Lutheran Services Florida; the 12-months required for a "Rolling Year Total" has been split between agencies:

- DEV: Feb-22 to Jun-22 (5 months)
- LSF: Jul-22 to Jan-22 (7 months)



## Healthcare Information

Data Entered Into FSFN for Children in Out-of-Home Care

Health Information in FSFN for Children in OHC as of 03/05/23						
Agency	# of Children in OHC	% With a Medical Record in FSFN	% With Medical Service in last 12 Months	% With Dental Service in Last 7 months	% with Immunizations Up to Date	Overall Performance
CHS	428	100.0%	98.4%	96.3%	98.4%	97.7%
LSF	455	100.0%	97.4%	91.9%	98.5%	95.9%
OHU	405	100.0%	97.3%	94.7%	96.8%	96.3%
<b>HFC</b>	<b>1288</b>	<b>100.0%</b>	<b>97.7%</b>	<b>94.3%</b>	<b>97.9%</b>	<b>96.6%</b>

Source: "FSFN report "Healthcare Service Information for Children in Out-of-home Care Daily Listing - OCWDRU"

Health Information in FSFN as of 03/05/23				
Agency	# of Missing Medical Records	# of Medical Appointments Needing Update	# of Dental Appointments Needing Update	# of Immunization Needing Update
CHS	0	7	10	7
LSF	0	12	23	7
OHU	0	11	14	13
<b>Total</b>	<b>0</b>	<b>30</b>	<b>47</b>	<b>27</b>

Source: "Healthcare Service Information for OHC - Daily Listing - OCWDRU"

## Scorecard Measures 9 & 10 - Children Receiving Healthcare Services

SM 9 - Percent of children in out-of-home care who have received medical services in the last 12 months – Target = 95.0%

SM 10 - Percent of children in out-of-home care who have received dental services in the last 7 months – Target = 95.0%

Scorecard Measure #9 - 03/31/2023 (snapshot) Children Receiving Medical Services Within Last 12 Mths FY 22-23 - 3rd Qtr as of 03/05/23			
Agency	Appointment within last 12 mths	Total Children out-of-home care	Percent Medical Services Received
CHS	421	428	98.4% ★
LSF	443	455	97.4% ★
OHU	394	405	97.3% ★
<b>Total</b>	<b>1258</b>	<b>1288</b>	<b>97.7%</b>

Scorecard Measure #10 - 03/31/23 (snapshot) Children Receiving Dental Services Within Last 7 Mths FY 22-23 - 3rd Qtr as of 03/05/23			
Agency	Appointment within last 7 mths	Total Children out-of-home care	Percent Dental Services Received
CHS	262	272	96.3% ★
LSF	261	284	91.9%
OHU	249	263	94.7%
<b>Total</b>	<b>772</b>	<b>819</b>	<b>94.3%</b>

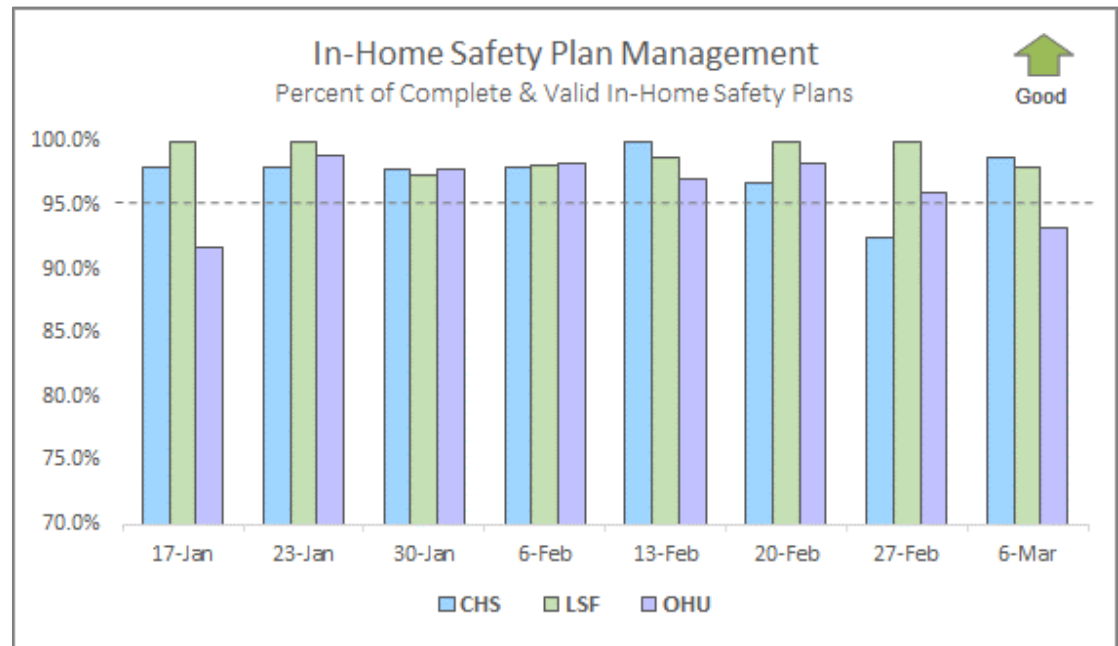




# In-Home Safety Plan Management

Percent of Completed In-Home Safety Plans under 180 Effective Days – Target: **95.0%**

In-Home Safety Plan Management				
Percent of <u>Completed</u> In-Home Safety Plans under 180 <u>Effective</u> Days				
Agency	No -or- Expired Safety Plans	Complete & Valid Safety Plans	Total Required Safety Plans	Percentage Complete
CHS	2	154	156	98.7% ★★
LSF	3	137	140	97.9% ★★
OHU	11	150	161	93.2%
<b>HFC Total*</b>	<b>16</b>	<b>441</b>	<b>457</b>	<b>96.50%</b>



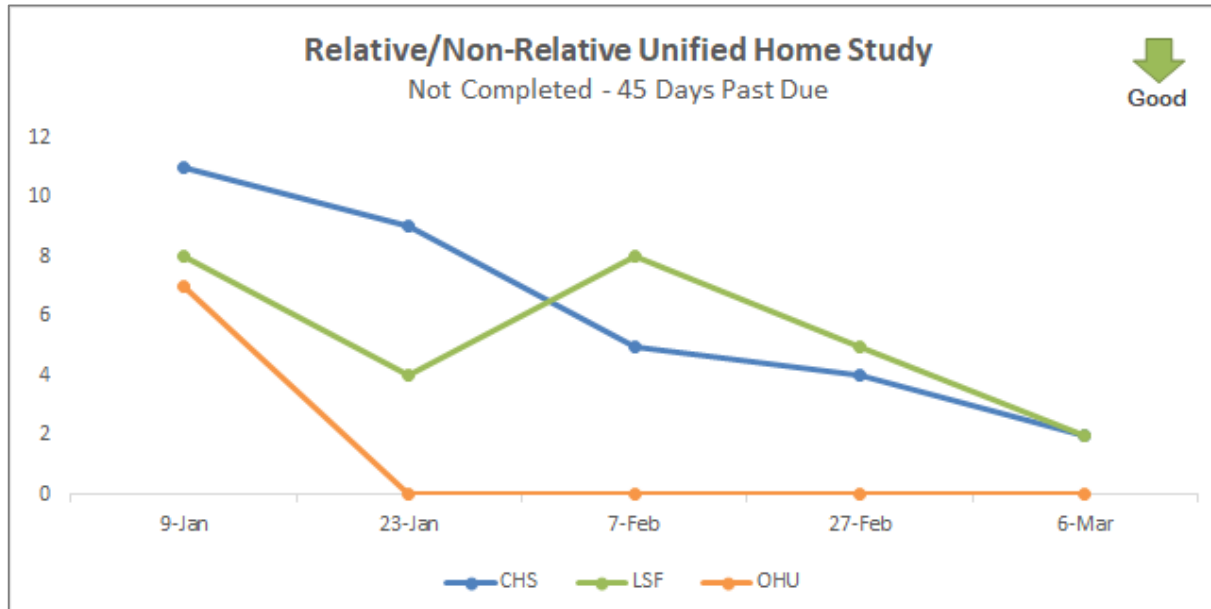
Source: FSN Report "Case Management Safety Management Listing", Report-as-of: 03/06/23



## Unified Home Studies – Approval Status

Cases with a Pending or No UHS – 45+ Days Past Due; **Data-as-of:** 03/06/22

Relative / Non-Relative Unified Home Study Approval Status			
45 Days since Case Transfer - <b>Past Due</b>			
Agency	# of UHS	Status - Pending	Status - No UHS
CHS	2	2	0
LSF	2	2	0
OHU	0 ★		
<b>Total</b>	<b>4</b>	<b>4</b>	<b>0</b>



## Data Exceptions: Placements

### Placement Exceptions by Number of Weeks on List

Data-as-of: 03/03/23

Agency	Greater than 2 weeks	1 - 2 weeks	Less than 1 week	Grand Total
CHS				0
LSF				0
OHU				0
CPI	4	6	18	28
NTF				0
SCARF				0
<b>Total</b>	<b>4</b>	<b>6</b>	<b>18</b>	<b>28</b>

### Placement Exceptions Totaled By Agency

Last 6 Reporting Periods

Agency	1/29/2023	2/5/2023	2/12/2023	2/19/2023	2/26/2023	3/3/2023
CHS	0	0	4	5	3	0
LSF	1	1	0	1	0	0
OHU	3	0	3	2	3	0
CPI	43	27	34	16	22	28
NTF	0	0	0	1	0	0
SCARF	1	1	0	0	0	0
<b>Total</b>	<b>48</b>	<b>29</b>	<b>41</b>	<b>25</b>	<b>28</b>	<b>28</b>

## Child Placement Agreement – Current Errors

### Child Placement Agreement Errors

Data as of 03/06/2023

Agency	New CPA Needed	Need to Upload Signed Agreement	Need Supervisor Approval	Need to Close CPA	Total
CHS	2	5	4		11
LSF		1	1		2
OHU	1	1	1		3
<b>Total</b>	<b>3</b>	<b>7</b>	<b>6</b>	<b>0</b>	<b>16</b>



## AWARENESS FOR MARCH

### Women's History Month

13<sup>th</sup> - 17<sup>th</sup> – Spring Break – Polk, Highlands, Hardee

17<sup>th</sup> – St Patrick's Day

21<sup>st</sup> : Social Workers Day

## HEALTH RESOURCES

For more COVID information specific to Florida, go to [floridahealthcovid19.gov](https://floridahealthcovid19.gov)

Call Center is available 24/7  
(866) 779-6121 or email  
[COVID-19@flhealth.gov](mailto:COVID-19@flhealth.gov).

For more vaccine information go to  
<https://floridahealthcovid19.gov/covid-19-vaccines-in-florida/>

## SAFETY RESOURCES

### Internet Safety and Tips

- [SmartSocial.com](https://www.smartsocial.com) - Digital Citizenship programs
- [Information, Advice and Support to Keep Children Safe Online \(internetmatters.org\)](https://www.internetmatters.org)
- [NetSmartz Home \(missingkids.org\)](https://www.missingkids.org)

### Safe Sleep

[https://www.ounce.org/safe\\_sleep.htm](https://www.ounce.org/safe_sleep.htm)

Swim Safety Tips  
[mcusercontent.com](https://www.mcusercontent.com)

## COMMUNITY RESOURCES

### United Way's 211

Call 211

Getting free confidential help for needs such as food, housing, employment, utilities, mental health and much more is just a text, call, or click away.

### Echo Ministries

Help provide tangible needs to children in foster, adoptive, relative and non-relative care.

To Donate: ECHO Distribution Center every Wednesday between 9am to noon at 3625 Century Blvd Unit 1A, Lakeland, FL.

[ECHO Ministries Florida- Foster Care Ministry- Central FL & Beyond](https://www.echoministries.org)

### Find Help (Previously Aunt Bertha)

<https://www.findhelp.org/>

Find local resources for food, health, housing, employment programs & other community resources in seconds.

### HOPE FLORIDA – A PATHWAY TO PROSPERITY

[A Pathway to Prosperity - Florida Department of Children and Families \(myflfamilies.com\)](https://www.myflfamilies.com)

Services offered by Hope Navigators:

- Identifying goals and barriers
- Referrals to local, community-based partners
- One-on-one support to develop a plan to achieve economic-self sufficiency

Call 850-300-HOPE

### Circuit 10 Children's Mental & Behavioral Health Resources

<https://sites.google.com/view/floridac10/mhbhresources/home>

On this site you will find:

- o Heartland for Children's Parent Portal
- o MyFloridaMyFamily Community Services
- o Florida Mobile Response Team- 24/7 Crisis Assistance
- o Florida Statewide Medicaid Managed Care
- o Florida Association of Christian Child Caring Agencies
- o Florida Network Short-term Residential Programs
- o Center for Autism Related Disabilities (CARD)
- o National Alliance on Mental Illness
- o Post Adoption Support
- o Zebra Coalition
- o Central FL Behavioral Health Network
- o Hope Florida – A Pathway to Prosperity

### Food Distribution Schedule

Polk, Highlands and Hardee Counties Food Distribution Sites

<https://uwcf.org/initiatives/endhunger/schedule/>

### Healthy Families Florida

Family support and coaching program that helps parents provide the safe and stable environments children need for healthy growth and development.

[Healthy Families Florida - Find a Local Project \(healthyfamiliesfla.org\)](https://www.healthyfamiliesfla.org)

### Domestic Violence Services

Peace River Center's Domestic Violence Program provides free, confidential services for individuals affected by domestic violence, sexual assault and human trafficking crimes, their family members and friends in Polk, Hardee and Highlands counties.

### 24-Hour Domestic Violence Crisis Lines

Hardee/Highlands 863.386.1167  
Polk 863.413.2700

Victim Services Office Line 863.413.2708  
Victim Services Office – Polk County 1860 South Crystal Lake Drive, Lakeland, FL 33801

Victim Services Office – Hardee/Highlands Counties  
1570 Lakeview Drive, Sebring, FL 33870

### FREE TAX PREP

January 23- April 14, 2023  
Multiple Locations in Polk County

For More Info – [MulberryCSC.org](https://www.mulberrycsc.org)  
or call 863-425-1523

## HFC EVENTS

**HFC's "Let's Talk About it" Podcast** where we provide education and resources for family matters in Polk, Highlands and Hardee Counties  
[Apple Podcasts / Anchor / Spotify / YouTube](https://www.heartlandforchildren.org/podcast/)

### Loop the Lake 5K and Fun Walk

This 5K raises funds and awareness for Child Abuse Prevention  
Saturday, March 18<sup>th</sup>, 2023  
Florida Southern College  
(at the Sump)  
16 Lake Hollingsworth Dr.  
Lakeland, FL 33803  
Check in: 4:30pm – 5:30pm  
Race: 6:00pm – 9:00pm  
Cost: \$10 for Children 12 & under  
\$15 for Students  
\$30 for Adults



## POLK COUNTY

### Peer Recovery Center

Center for Behavioral Health Annex  
1501 1<sup>st</sup> Street South  
Winter Haven, FL 33880  
Open Monday through Friday  
9:00am – 3:00pm

The center is a place for adults with a mental health diagnosis to receive education, support, resources and socialization.

Contact: (863) 293-1121 ext. 205789 for more info

### Florida Children Museum

400 Bonnet Springs Blvd.  
Lakeland, FL 33815  
Contact: (863) 687-3869  
<https://explorefcm.org>

### Carol Jenkin Barnett United Way Resource Center - Ages 0-5

Offers weekly classes for children from infants through age 5 where parents and children will learn and socialize as they participate in fun, stimulating, developmental activities. These classes are FREE and a great opportunity to meet other moms and caregivers.

- Breast Feeding Support Group
  - Autism/ASD Support Group
- 400 Bonnet Springs Blvd.  
Lakeland, FL 33815

[Children's Resource Center - United Way of Central Florida \(uwcf.org\)](http://www.uwcf.org)

### Polk County Clerk of the Court's

Operation Green Light  
A Driver's License Reinstatement Day's Event  
(Collection fees will be waived for one day only)  
Saturday, March 11<sup>th</sup> 9am-1pm

Customers can pay by phone, 863-534-4446, or in-person at the Polk County Courthouse, 255 N. Broadway Ave., Bartow, FL 33830.

## HIGHLANDS COUNTY

### Champion for Children

Provides child abuse and neglect prevention programs and early-intervention services to children and families in Highlands County.

Contact for more info about the documentary **RESILIENCE: The Biology of Stress and the Science of Hope** which talks about the connection between trauma and health.

Office: (863) 382-2905

<https://www.championforchildren.org/>

### Children's Museum of the Highlands

Hands on Learning for Ages 1-12  
Cost: \$8/per person (ages 1+) for all day play.  
219 N Ridgewood Dr.  
Sebring, Florida  
(863) 451-5385  
(contact museum for updated hours)

### Preservers of Life

Highlands County Community Nursing Organization  
This organization provides prevention healthcare and helps businesses and individuals integrate holistic health and wellness practices.

Kasey Pacheco, Community Nurse Collaborator  
Kasey@preserversoflife.com  
(863) 420-5255

## HARDEE COUNTY

### Hardee Help Center

A Christ-centered community service organization bringing hope & healing to Hardee County families in difficult seasons of life.

713 E Bay Street Wauchula, FL 33873  
[info@hardeehelpcenter.com](mailto:info@hardeehelpcenter.com)  
Tel: 863-773-0034

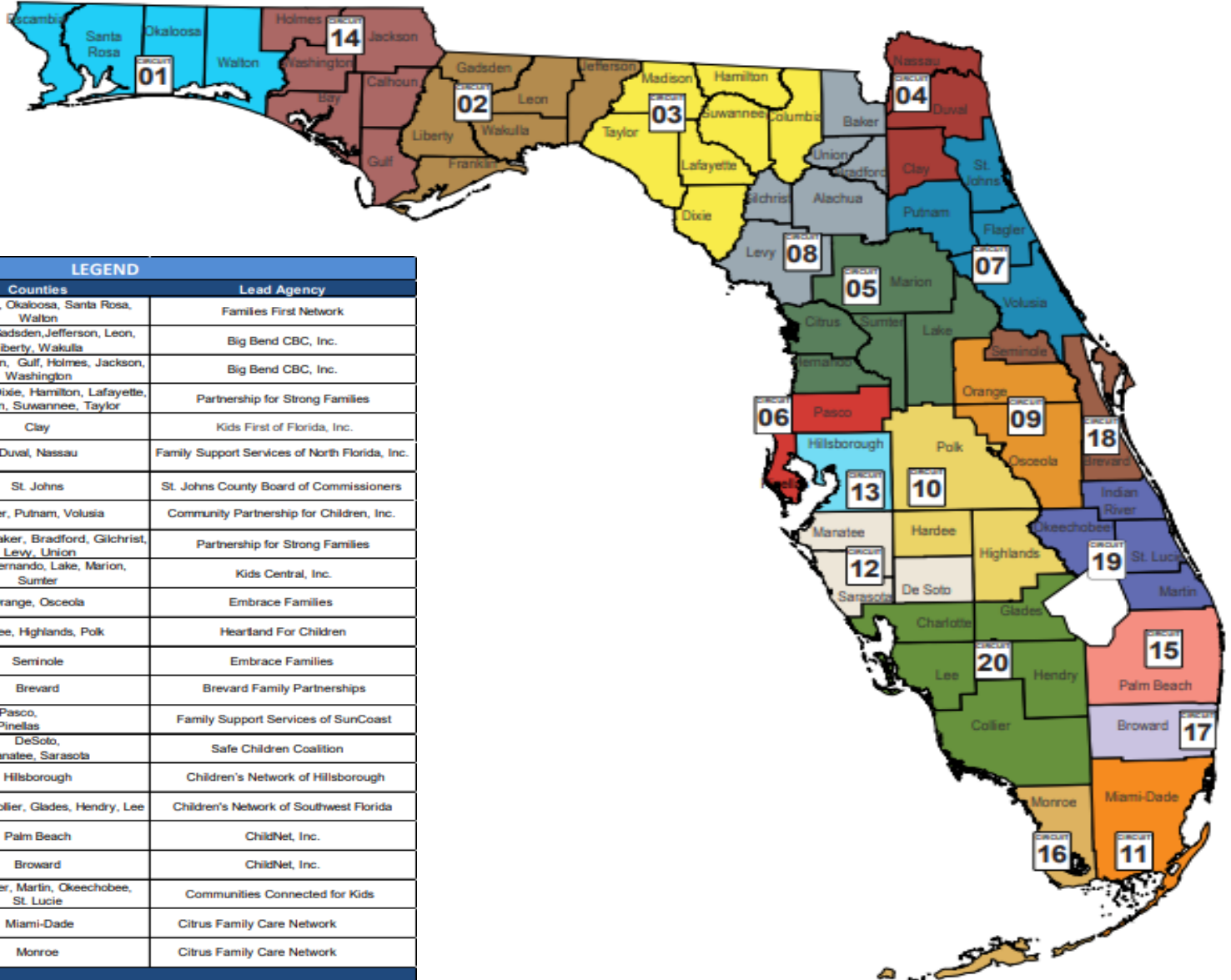
### Visit Hardee

Website for upcoming events, community Updates and resources  
[Events — VISIT HARDEE](#)



**For additional resources and county events, check out our most recent Parent's Corner Newsletter.**

# Community Based Care Lead Agency Map



LEGEND			
Circuit	Region	Counties	Lead Agency
1	Northwest	Escambia, Okaloosa, Santa Rosa, Walton	Families First Network
2		Franklin, Gadsden, Jefferson, Leon, Liberty, Wakulla	Big Bend CBC, Inc.
14		Bay, Calhoun, Gulf, Holmes, Jackson, Washington	Big Bend CBC, Inc.
3	Northeast	Columbia, Dixie, Hamilton, Lafayette, Madison, Suwannee, Taylor	Partnership for Strong Families
4		Clay	Kids First of Florida, Inc.
4		Duval, Nassau	Family Support Services of North Florida, Inc.
7		St. Johns	St. Johns County Board of Commissioners
7		Flagler, Putnam, Volusia	Community Partnership for Children, Inc.
8	Central	Alachua, Baker, Bradford, Gilchrist, Levy, Union	Partnership for Strong Families
5		Citrus, Hernando, Lake, Marion, Sumter	Kids Central, Inc.
9		Orange, Osceola	Embrace Families
10		Hardee, Highlands, Polk	Hearthand For Children
18	SunCoast	Seminole	Embrace Families
18		Brevard	Brevard Family Partnerships
6		Pasco, Pinellas	Family Support Services of SunCoast
12		DeSoto, Manatee, Sarasota	Safe Children Coalition
13		Hillsborough	Children's Network of Hillsborough
20		Charlotte, Collier, Glades, Hendry, Lee	Children's Network of Southwest Florida
15	Southeast	Palm Beach	ChildNet, Inc.
17		Broward	ChildNet, Inc.
19		Indian River, Martin, Okeechobee, St. Lucie	Communities Connected for Kids
11	Southern	Miami-Dade	Citrus Family Care Network
16		Monroe	Citrus Family Care Network