



Community Based Care: Hardee, Highlands & Polk Counties

**CBC Performance and Quality Improvement Meeting**  
Data for Week Ended Sunday, February 12, 2023

**No Meeting This Week**



# Community Based Care Lead Agency Scorecard

## FY 22-23, 2nd Quarter: October 01, 2022 to December 31, 2022

CBC Lead Agency Scorecard Performance Table	Safety				Permanency				Well-Being			
Measures	1. Rate of Abuse per 100,000 days while in foster care.	2. Percent of children who are not neglected or abused during in-home services.	3. Children who are not neglected or abused after closure of services.	4. Children under supervision who are seen every 30 days.	5. Children exiting foster care to a permanent home within 12 months of entering care.	6. Children achieving permanency in 12 months for children in foster care 12 to 23 months.	7. Children who do not re-enter foster care within 12 months of moving to a permanent home.	8. Children's placement moves per 1,000 days in foster care.	9. Children in out-of-home care who have received medical services in the last 12 months.	10. Children in out-of-home care who received dental services within the last 7 months.	11. Young adults in foster care at age 18 that have completed or are enrolled in secondary education.	12. Children placed with all of their siblings who are in out of home care.
Standard	8.5	95.0%	95.0%	99.5%	40.5%	43.6%	91.7%	4.12	95.0%	95.0%	80.0%	65.0%
Reporting Period	10/01/21 - 09/30/22	10/01/21 - 09/30/22	04/01/21 - 03/31/22	01/01/22 to 12/31/22	01/01/21 to 12/31/21	01/01/22	01/01/20 to 12/31/20	01/01/22 to 12/31/22	12/31/22	12/31/22	01/01/22 to 12/31/22	12/31/22
Brevard Family Partnership	6.90	95.0%	96.5%	99.8%	32.4%	50.5%	94.5%	3.52	96.0%	84.2%	88.8%	60.0%
ChildNet-Broward	9.38	96.2%	95.8%	99.6%	30.5%	53.8%	83.5%	3.60	96.5%	81.5%	83.3%	64.4%
ChildNet-Palm Beach	10.86	96.4%	96.9%	99.7%	34.2%	58.6%	93.7%	3.15	96.0%	88.0%	53.0%	57.2%
Childrens Network of SW Florida	4.49	97.8%	96.9%	99.9%	33.0%	58.6%	95.6%	5.39	97.3%	92.3%	84.0%	60.3%
Childrens Network-Hillsborough	7.19	95.9%	97.3%	97.4%	27.3%	27.9%	91.0%	8.00	83.3%	59.6%	54.2%	58.2%
Citrus Health Network	2.74	96.6%	99.1%	99.6%	25.5%	44.2%	92.4%	3.24	98.0%	97.4%	97.3%	60.2%
Communities Connected for Kids	8.91	94.5%	96.6%	99.7%	43.7%	62.9%	89.9%	3.39	96.5%	91.0%	84.6%	62.8%
Community Partnership for Children	8.28	94.1%	97.3%	99.4%	25.8%	57.2%	88.0%	4.05	95.0%	69.1%	88.8%	58.4%
Embrace Families	8.73	94.8%	98.2%	97.9%	30.3%	44.8%	93.4%	6.18	66.0%	43.4%	84.2%	57.2%
Family Integrity Program	2.54	95.0%	97.0%	99.7%	38.8%	88.1%	90.2%	2.57	100.0%	100.0%	66.6%	52.9%
Family Support Services of North Fla	5.41	96.5%	96.7%	99.8%	31.1%	64.2%	87.8%	4.55	95.5%	90.4%	91.6%	56.5%
FSS Suncoast	7.94	94.0%	95.6%	96.8%	24.3%	37.0%	91.3%	6.51	80.0%	53.4%	80.0%	63.5%
<b>Heartland for Children</b>	<b>8.48</b>	<b>94.9%</b>	<b>98.2%</b>	<b>99.8%</b>	<b>33.8%</b>	<b>48.9%</b>	<b>94.2%</b>	<b>3.88</b>	<b>98.9%</b>	<b>89.5%</b>	<b>92.1%</b>	<b>57.0%</b>
Kids Central, Inc.	3.96	95.4%	96.9%	98.7%	31.6%	39.0%	85.0%	6.34	78.2%	57.0%	75.0%	63.8%
Kids First of Florida, Inc.	7.11	99.0%	96.1%	99.0%	34.5%	53.4%	87.8%	5.49	91.4%	75.8%	50.0%	64.1%
NWF Health Network - East	5.08	97.0%	97.1%	99.4%	30.0%	56.1%	94.5%	4.84	93.1%	84.4%	78.5%	63.4%
NWF Health Network - West	11.01	94.7%	97.3%	99.6%	24.1%	40.5%	91.3%	8.16	87.3%	72.3%	80.6%	60.8%
Partnership for Strong Families	6.17	97.6%	97.2%	99.8%	25.2%	46.4%	94.9%	5.78	83.5%	56.6%	93.3%	53.5%
Safe Children Coalition	5.79	96.9%	95.2%	99.3%	35.8%	49.8%	91.5%	4.46	96.3%	83.8%	75.6%	65.4%
<b>Statewide</b>	<b>7.16</b>	<b>95.8%</b>	<b>96.8%</b>	<b>98.7%</b>	<b>30.1%</b>	<b>46.7%</b>	<b>91.0%</b>	<b>5.26</b>	<b>87.5%</b>	<b>71.6%</b>	<b>79.4%</b>	<b>60.5%</b>
Red Zone	8.85	92.9%	92.9%	98.9%	36.3%	39.2%	90.8%	4.54	89.9%	89.9%	69.9%	60.0%



## Scorecard Measure 4 – February Weekly Report

Percent of children under supervision who are required to be seen every 30 days

Scorecard Measure #4 - Children Under Supervision Who Are Seen Every Thirty Days Supervision between 02/01/23 - 02/31/23		
Agency	# of Children <u>Not</u> seen in 30 days	% of Children seen timely
CHS	6	99.72%
LSF	6	99.87%
OHU	12	99.54%
<b>Total</b>	<b>24</b>	<b>99.68%</b>
<i>Source: "Children Under Supervision Who Are Seen Every Thirty Days - Report #1144" Data-as-of: 02/12/23</i>		

## Scorecard Measure 4 - January Month-end Report

Percent of children under supervision who are required to be seen every 30 days

Scorecard Measure #4 - Children Under Supervision Who Are Seen Every Thirty Days Month-End Supervision - January 2023		
Agency	# of Children <u>Not</u> seen in 30 days	% of Children seen timely
CHS	2	99.97%
LSF	2	99.97%
OHU	6	99.94%
<b>Total</b>	<b>10</b>	<b>99.96%</b>
<i>Source: "Children Under Supervision Who Are Seen Every Thirty Days - Report #1144" Report-as-of: 02/12/23</i>		



## Monthly Birth Parent Contacts

Target = 70% Mothers and 50% Fathers - seen monthly

Birth Parent Contact Completed							
02/01/23 to 02/28/23							
AGENCY	# Moms Required	# Moms Completed	Mom % Completed	# Dads Required	# Dads Completed	Dad % Completed	Combined Average
CHS	197	18	9.1%	123	5	4.1%	6.6%
LSF	206	34	16.5%	153	24	15.7%	16.1%
OHU	179	26	14.5%	137	17	12.4%	13.5%
<b>TOTAL</b>	<b>582</b>	<b>78</b>	<b>13.4%</b>	<b>413</b>	<b>46</b>	<b>11.1%</b>	<b>12.3%</b>

Source: FSFN Data Warehouse – Ad Hoc Report; Data-as-of: 02/12/23

Birth Parent Contact Completed							
Month-end Data for January 2023							
AGENCY	# Moms Required	# Moms Completed	Mom % Completed	# Dads Required	# Dads Completed	Dad % Completed	Combined Average
CHS	184	79	42.9%	112	32	28.6%	35.8%
LSF	196	87	44.4%	146	59	40.4%	42.4%
OHU	176	92	52.3%	133	44	33.1%	42.7%
<b>TOTAL</b>	<b>556</b>	<b>258</b>	<b>46.4%</b>	<b>391</b>	<b>135</b>	<b>34.5%</b>	<b>40.5%</b>

Source: FSFN Data Warehouse – Ad Hoc Report; Report-as-of: 01/31/23 - Data-as-of: 02/05/23

### Mother Contact

Green: 70% or above, Yellow: 69% - 60%, Red: 59% or less

### Father Contact

Green: 50% or above, Yellow: 49% - 40%, Red: 39% or less



## Scorecard Measures 5 & 6 - Children Achieving Permanency

SM05 - Percent of children exiting care to a permanent home within 12 months of entering care – Target = 40.5%

SM06 - Percent of children exiting care to a permanent home for children in care 12-23 months – Target = 43.6%

Reunifications Entered into FSFN: Week of 02/06/23 thru 02/12/23			
Agency	Timely	Un-Timely	Total
CHS		1	1
LSF	2	2	4
OHU	1	1	2
<b>Total</b>	<b>3</b>	<b>4</b>	<b>7</b>

Service Availabilities Service Snapshot of Availability as of 02/13/23	
Youth Villages	Peace River Home-to-Stay
5 – Polk	0 – Polk 0 – Highlands / Hardee

Scorecard Measure #5 - 04/01/21 to 03/31/22 Children Achieving Permanency within 0-12 Mths FY 22-23 - 3rd Qtr as of 02/12/23			
Agency	Permanency within 12 mths	Total Children out-of-home care	Percent Timely Reunification
CHS	58	229	25.3%
LSF	41	226	18.1%
OHU	99	253	39.1%
<b>HFC Total</b>	<b>198</b>	<b>708</b>	<b>27.97%</b>

SM05 - Percentage to reach Yellow = 36.5%

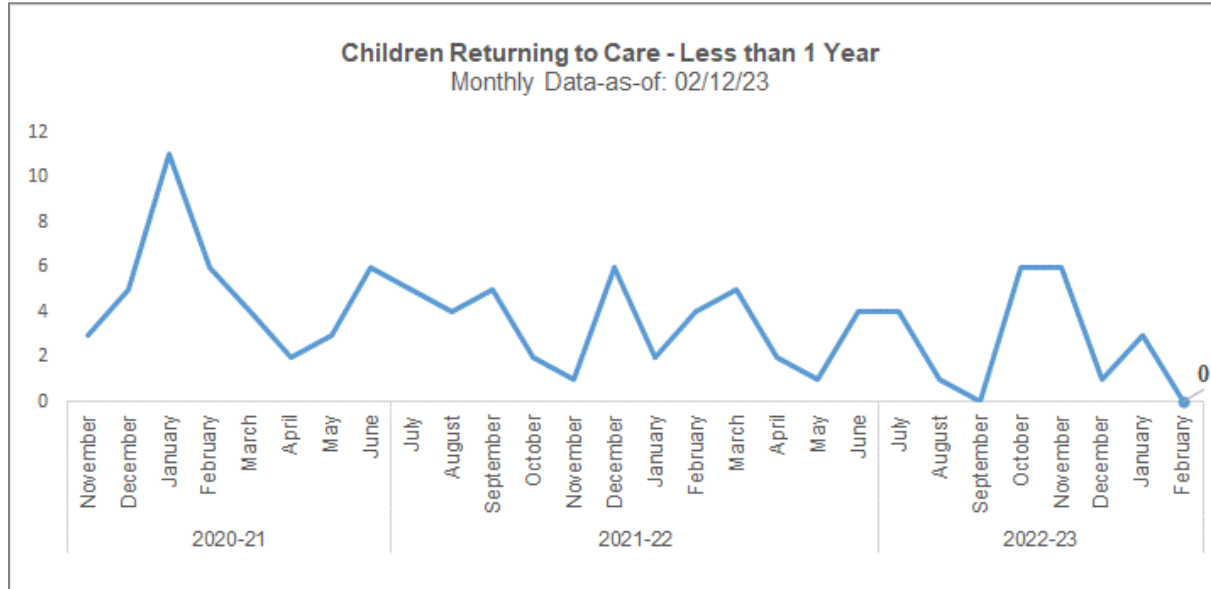
Scorecard Measure #6 - 04/01/22 Children Achieving Permanency within 12-23 Mths FY 22-23 - 3rd Qtr as of 02/12/23			
Agency	Permanency within 12-23 mths	Total Children LOS 12-23 mths	Percent Timely Reunification
CHS	37	109	33.9%
LSF	62	129	48.1% ★
OHU	27	86	31.4%
<b>HFC Total</b>	<b>126</b>	<b>324</b>	<b>38.9%</b>

SM06 - Percentage to reach Yellow = 39.4%



# Children Returning to Care

Number of Children in a Recent Removal Episode Who Have Had a Prior Removal



Removal Episodes for Children with a Prior Removal								
Removals entered into FSFN between 02/06/23 - 02/12/23								
Current Agency	Current Removal Date	Prior Unit	Prior Removal	Prior Discharge	Length of Stay (months)	Length from Prior Discharge (months)	LOR Range	SM07 Cohort

Source: FSFN Data Warehouse Ad Hoc Report, Rpt-as-of: 02/13/23

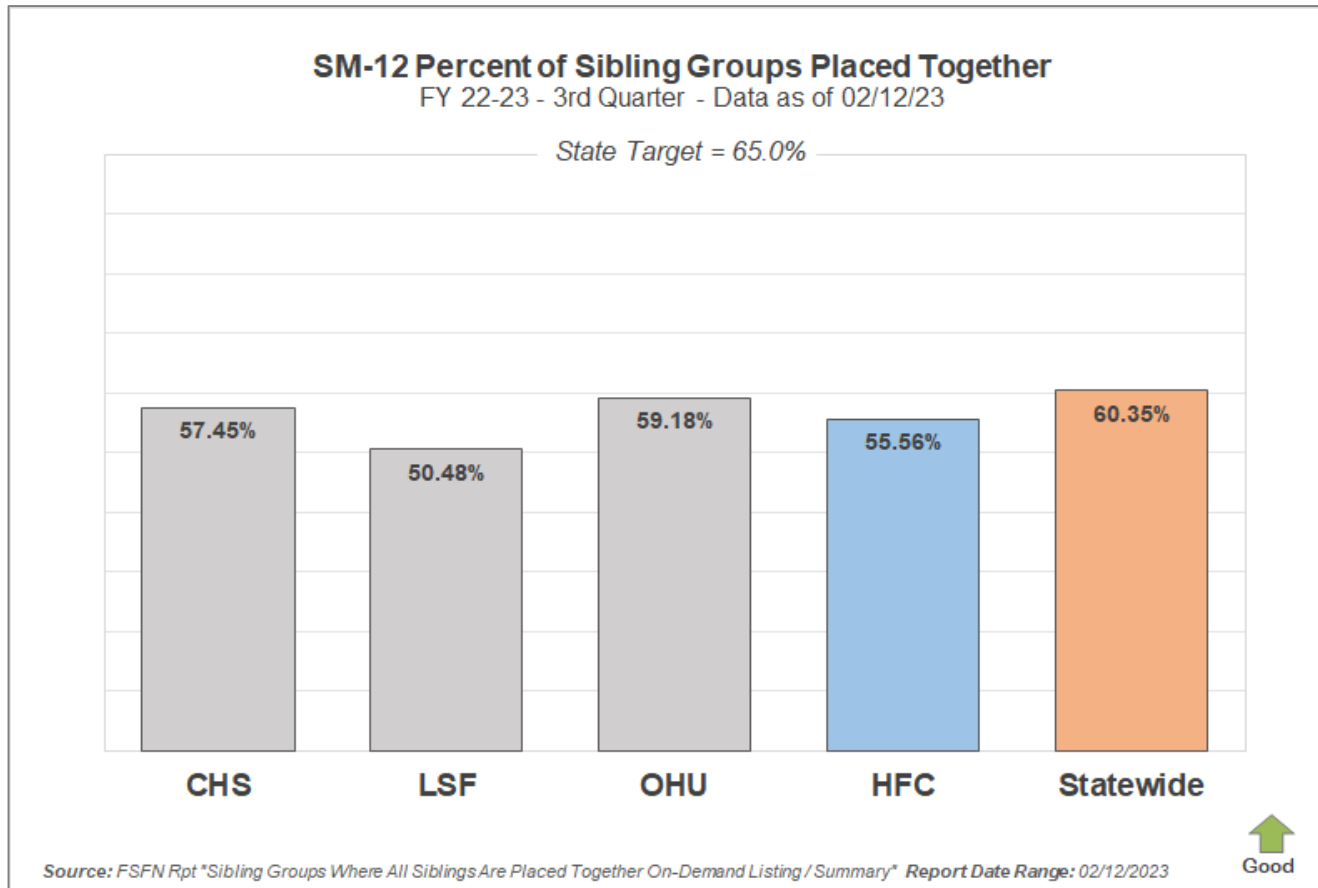


## Scorecard Measure 12 – Separated Siblings

SM12 - Percentage of siblings groups in out-of-home care where all siblings are placed together – **Target = 65.0%**

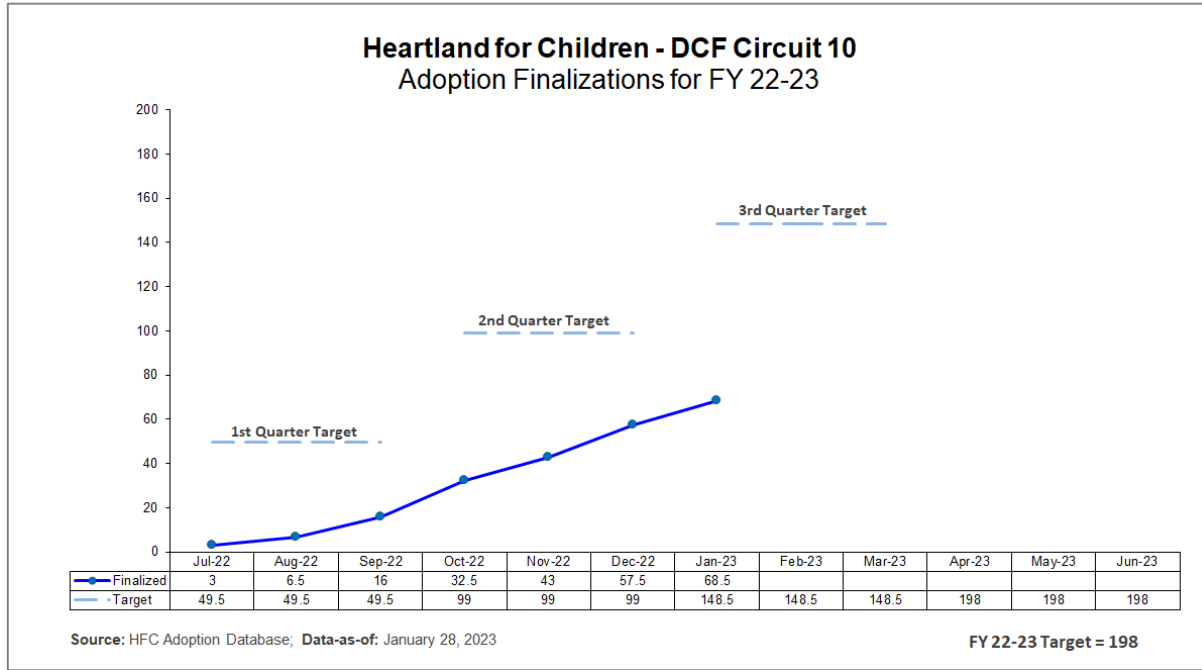
SM12 - Percent of Sibling Groups Placed Together			
Agency	Number of Cases w/ Siblings Together	Total Cases Sibling Groups	Percent of Siblings Placed Together
CHS	53	91	58.24%
LSF	53	106	50.00%
OHU	56	96	58.33%
HFC	162	293	55.29%

Number of sibling groups to achieve SM12 target – 29 Sibling Groups



# Adoption Finalizations

Percent of Adoptions Finalized with 24 Months of Removal & Percent of Adoption Goal Met



**Upcoming Finalization Dates**

February 15, 2023

February 22, 2023

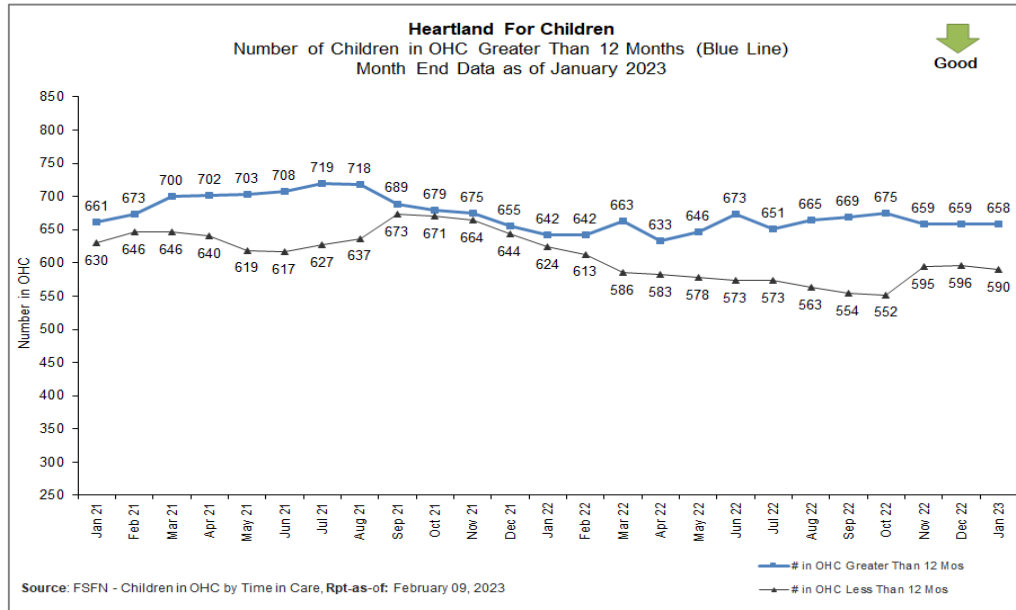
<b>Adoption Finalizations</b>				
FY 22-23 - <u>3rd Quarter</u> as of 02/13/23				
CMO	Subsidy Files Submitted	Finalized Adoptions	Quarter Target	Quarter Target Met
CHS	4	6	32.5	18.5%
LSF	4	0	22	0.0%
OHU	4	5	38	13.2%
<b>Total</b>	<b>12</b>	<b>11</b>	<b>92.5</b>	<b>11.9%</b>

<b>Adoption Finalizations</b>			
Total Fiscal Year-to-Date			
Total Finalized	HFC Target	% Met	% w/in 24 Mths
68.5	198	34.6%	23.8%



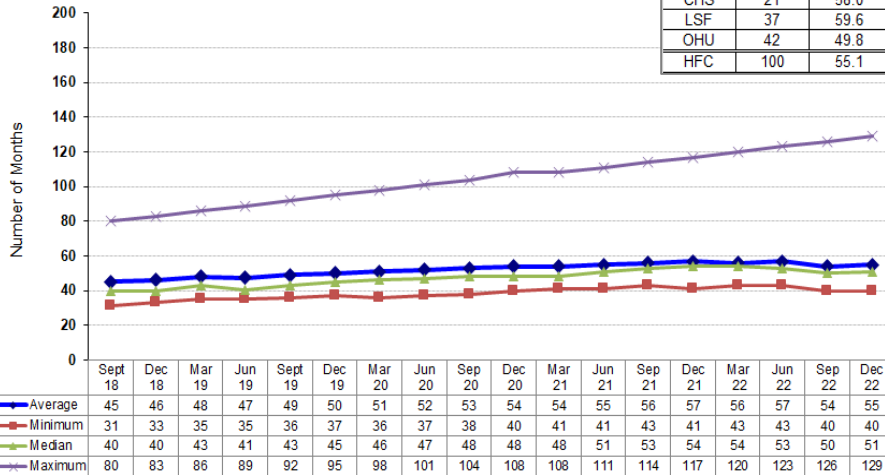


# Permanency for Children in Out of Home Care



**Heartland for Children Inc.**  
100 Children in Out of Home Care The Longest  
Quarterly Data Through December 2022

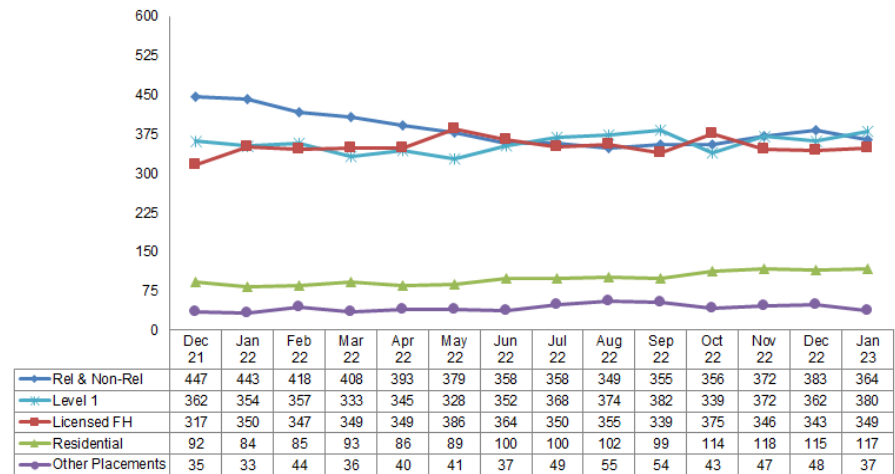
Month End - Jan 2023		
Agency	# of Children	Avg LOS (in Mths)
CHS	21	58.0
LSF	37	59.6
OHU	42	49.8
HFC	100	55.1



Source: FSFN Rpt - Children in OHC by Time in Care; Rpt-as-of: January 11, 2023

\* 100 Children that have been in care the longest

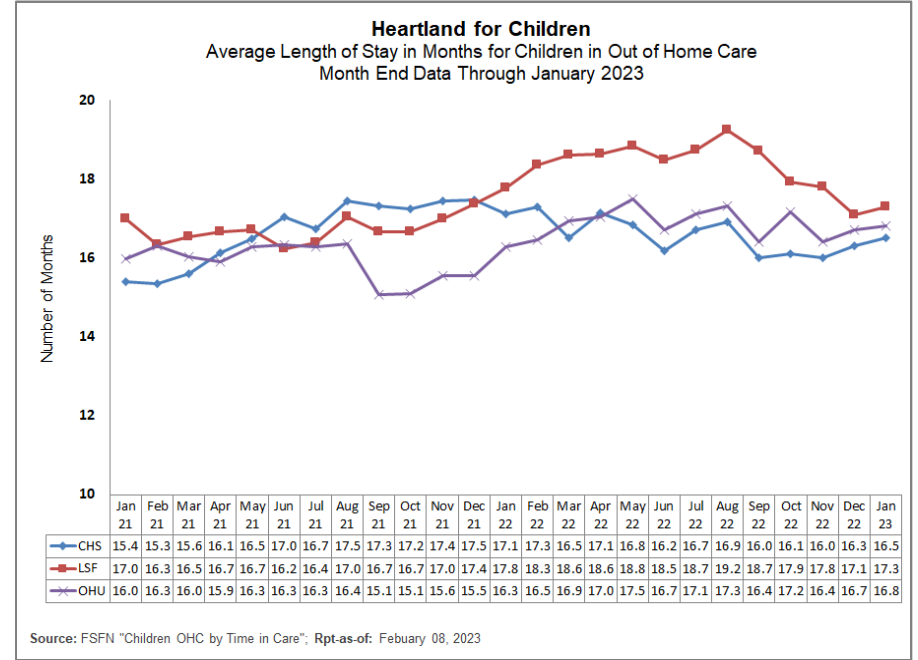
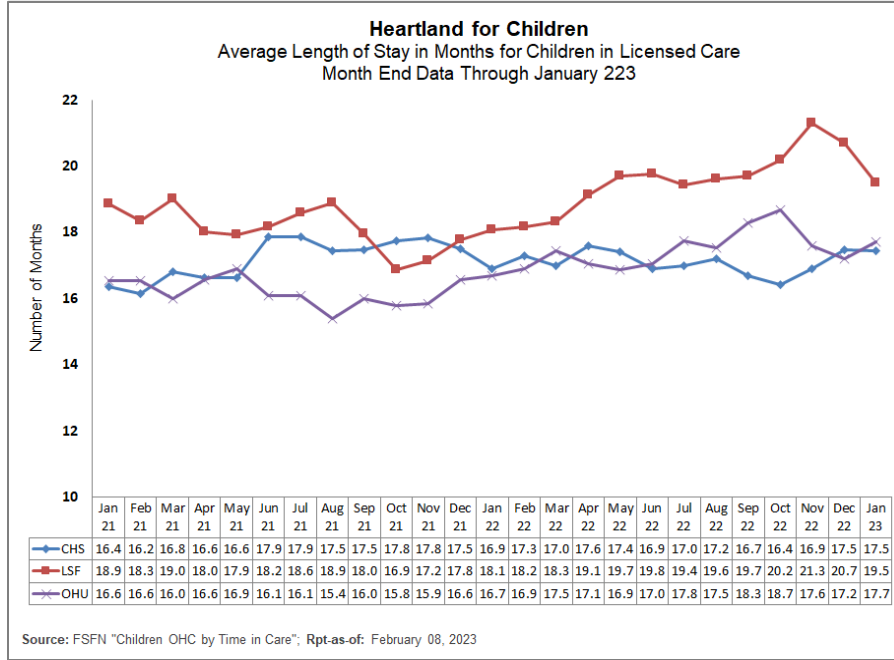
**Heartland for Children, Inc.**  
Number of Children in Out of Home Care By Placement Type  
Month End Data through January 2023



Source: FSFN "Children and Young Adults in OHC or Receiving In-Home Services by Age"; Rpt-as-of: February 09, 2023



# Length of Stay for Children by Case Management Organization



# Children's Legal Services – Shelter Report

CLS Weekly Shelter Report FY 2022-23 as of February 13, 2023

Children Previously Sheltered W/in Last 12 Mnths														22/23	21/22
	JUL	AUG	SEP	OCT	NOV	DEC	JAN	FEB	MAR	APR	MAY	JUN	Totals	Totals	
<b># of Shelter Hearings</b>															
Polk	29	24	18	34	18	28	26	12					189	315	
Highlands	5	3	2	3	5	1	2	3					24	44	
Hardee	0	0	1	0	1	0	0	1					3	23	
<b>Total</b>	<b>34</b>	<b>27</b>	<b>21</b>	<b>37</b>	<b>24</b>	<b>29</b>	<b>28</b>	<b>16</b>					<b>216</b>	<b>379</b>	
<b># Children Removed</b>															
Polk	50	55	29	73	39	48	42	21					357	551	
Highlands	8	9	7	3	10	2	3	5					47	71	
Hardee	0	0	5	0	2	0	0	2					9	43	
<b>Total</b>	<b>58</b>	<b>64</b>	<b>41</b>	<b>76</b>	<b>51</b>	<b>50</b>	<b>45</b>	<b>28</b>					<b>413</b>	<b>656</b>	
<b>Total Children Denied Shelter</b>															
Polk	0	0	0	0	0	0	0	0					0	0	
Highlands	0	0	0	0	0	0	0	0					0	0	
Hardee	0	0	0	0	0	0	0	0					0	0	
<b>Total</b>	<b>0</b>	<b>0</b>	<b>0</b>	<b>0</b>	<b>0</b>	<b>0</b>	<b>0</b>	<b>0</b>					<b>0</b>	<b>0</b>	
<b># Children Placed with Relative</b>															
Polk	28	43	18	31	26	22	23	7					198	285	
Highlands	5	6	5	2	9	2	2	0					31	55	
Hardee	0	0	5	0	2	0	0	0					7	26	
<b>Total</b>	<b>33</b>	<b>49</b>	<b>28</b>	<b>33</b>	<b>37</b>	<b>24</b>	<b>25</b>	<b>7</b>					<b>236</b>	<b>357</b>	
<b># Children Placed with Non Relative</b>															
Polk	5	10	4	22	4	3	4	2					54	80	
Highlands	0	0	2	0	0	0	1	0					3	6	
Hardee	0	0	0	0	0	0	0	2					2	3	
<b>Total</b>	<b>5</b>	<b>10</b>	<b>6</b>	<b>22</b>	<b>4</b>	<b>3</b>	<b>5</b>	<b>4</b>					<b>59</b>	<b>89</b>	
<b># Children Placed with Fictive Kin</b>															
Polk	1	0	0	0	0	0	0	0					1	6	
Highlands	0	0	0	0	0	0	0	0					0	1	
Hardee	0	0	0	0	0	0	0	0					0	1	
<b>Total</b>	<b>1</b>	<b>0</b>	<b>0</b>	<b>0</b>	<b>0</b>	<b>0</b>	<b>0</b>	<b>0</b>					<b>1</b>	<b>8</b>	
<b># Children Placed in Foster Care</b>															
Polk	16	2	7	20	9	23	15	12					104	180	
Highlands	3	3	0	1	1	0	0	5					13	11	
Hardee	0	0	0	0	0	0	0	0					0	11	
<b>Total</b>	<b>19</b>	<b>5</b>	<b>7</b>	<b>21</b>	<b>10</b>	<b>23</b>	<b>15</b>	<b>17</b>					<b>117</b>	<b>202</b>	

% of Children Sheltered Placed in Foster Care Data as of 02/13/23			
Month	20-21	21-22	22-23
Jul	28.6%	22.1%	32.8%
Aug	21.9%	43.5%	7.8%
Sep	27.3%	28.2%	17.1%
Oct	22.4%	28.9%	27.6%
Nov	20.4%	36.8%	19.6%
Dec	24.5%	19.4%	46.0%
Jan	25.0%	48.8%	33.3%
Feb	20.5%	15.6%	<b>60.7%</b>
Mar	21.7%	47.2%	
Apr	17.5%	26.9%	
May	23.4%	27.5%	
Jun	38.5%	32.4%	
<b>FY Total</b>	<b>24.9%</b>	<b>30.8%</b>	<b>28.3%</b>

Shelter Count for the Week of February 07 - February 13, 2023			
	Polk	Highlands	Hardee
Shelters	6	1	0
Children Removed	8	1	0
Placed w/ a Relative	0	0	0
Placed w/a Non-Rel	2	0	0
Placed w/a Fictive Kin	0	0	0
Placed in Foster Care	6	1	0



# Case Transfer Staffing Data

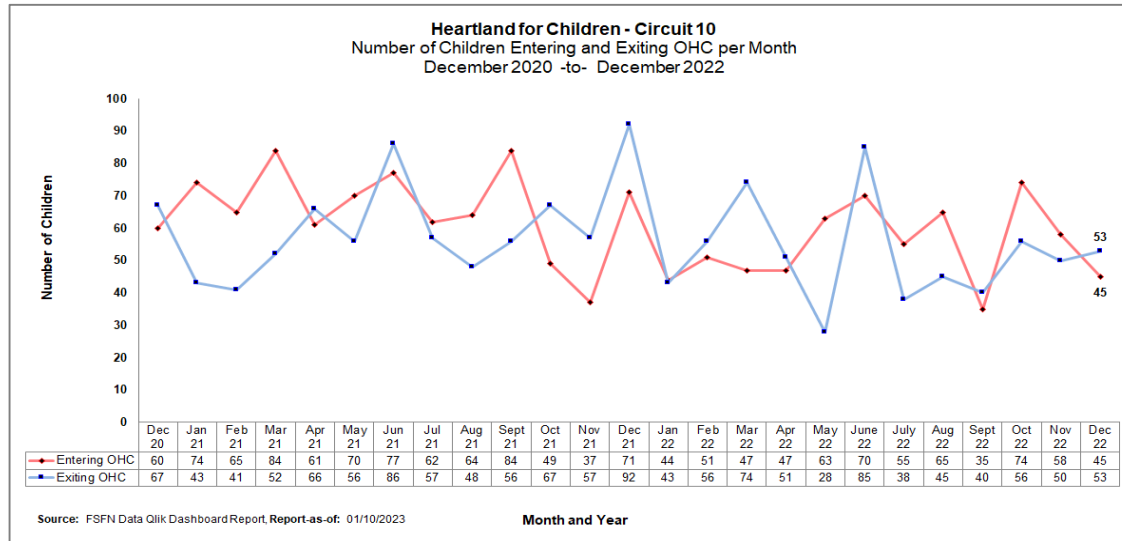
Case Transfer Data For Fiscal Year July 1, 2022 – June 30, 2023 - Data as of 02/14/23

	JUL	AUG	SEP	OCT	NOV	DEC	JAN	FEB	MAR	APR	MAY	JUN	22-23 Totals	21-22 Totals
<b>Number of Children</b>														
CHS	32	32	19	17	24	23	2	24					173	358
LSF	36	34	20	38	36	43	30	10					247	355
OHU Polk	12	18	13	7	12	16	27	3					108	147
One Hope	37	49	40	30	47	33	33	2					271	503
<b>Total</b>	<b>117</b>	<b>133</b>	<b>92</b>	<b>92</b>	<b>119</b>	<b>115</b>	<b>92</b>	<b>39</b>					<b>799</b>	<b>1363</b>
<b>Out of Home Care</b>														
CHS	19	19	16	13	19	20	10	13					129	200
LSF	17	15	15	24	25	21	18	6					141	188
OHU Polk	8	9	12	7	9	14	8	0					67	103
One Hope	12	8	12	6	18	4	1	2					63	113
<b>Total</b>	<b>56</b>	<b>51</b>	<b>55</b>	<b>50</b>	<b>71</b>	<b>59</b>	<b>37</b>	<b>21</b>					<b>400</b>	<b>604</b>
<b>In - Home Judicial</b>														
CHS	5	0	0	0	0	0	2	1					8	4
LSF	2	1	0	2	0	0	2	0					7	16
OHU Polk	0	0	0	0	0	0	0	0					0	2
One Hope	0	2	0	0	0	2	2	0					6	6
<b>Total</b>	<b>7</b>	<b>3</b>	<b>0</b>	<b>2</b>	<b>0</b>	<b>2</b>	<b>6</b>	<b>1</b>					<b>21</b>	<b>28</b>

	JUL	AUG	SEP	OCT	NOV	DEC	JAN	FEB	MAR	APR	MAY	JUN	22-23 Totals	21-22 Totals
<b>Non-Judicial In - Home Services</b>														
CHS	6	8	3	3	3	3	2	5					33	116
LSF	10	10	5	8	8	18	3	0					62	95
OHU Polk	4	9	1	0	1	1	5	3					24	31
One Hope	3	3	0	3	12	12	6	0					39	35
<b>Total</b>	<b>23</b>	<b>30</b>	<b>9</b>	<b>14</b>	<b>24</b>	<b>34</b>	<b>16</b>	<b>8</b>					<b>158</b>	<b>277</b>
<b>OCS / ICPC Courtesy Supervision</b>														
CHS	0	0	0	0	0	0	0	0					0	0
LSF	0	0	0	0	0	0	0	0					0	0
OHU Polk	0	0	0	0	0	0	0	0					0	0
One Hope	22	29	28	21	17	15	24	0					156	338
<b>Total</b>	<b>22</b>	<b>29</b>	<b>28</b>	<b>21</b>	<b>17</b>	<b>15</b>	<b>24</b>	<b>0</b>					<b>156</b>	<b>338</b>
<b>Reinstatement of Protective Services Supervision (Notice of Hearings)</b>														
CHS	0	3	0	0	0	0	0	4					7	17
LSF	5	6	0	4	3	2	0	3					23	46
OHU Polk	0	0	0	0	0	0	0	0					0	2
One Hope	0	4	0	0	0	0	0	0					4	0
<b>Total</b>	<b>5</b>	<b>13</b>	<b>0</b>	<b>4</b>	<b>3</b>	<b>2</b>	<b>0</b>	<b>7</b>					<b>34</b>	<b>65</b>

## Children Entering & Exiting Care

Number of Children Entering and Exiting Out-of-Home Care per Month





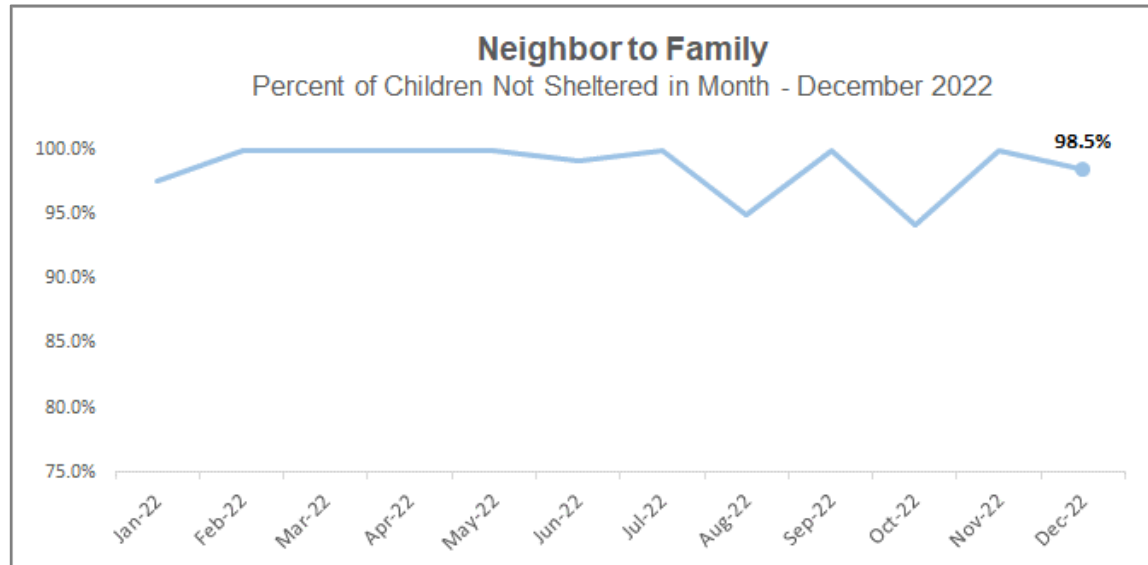
## Neighbor to Family – Weekly & Monthly Census

22-23 Fiscal Year to Month - Percentage of Children Not Sheltered: **95.6%**

*"Service and Communication was great."*

*- NTF Parent Satisfaction Survey– Q: What we are doing well?*

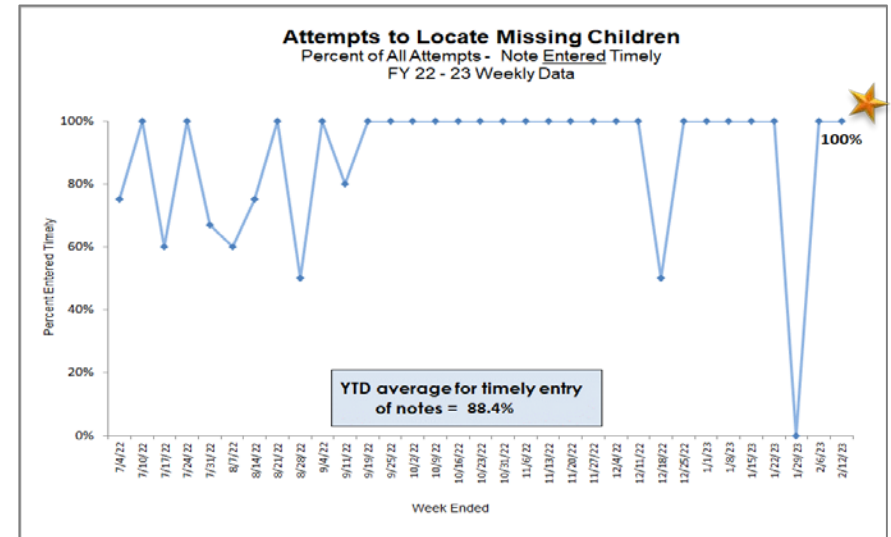
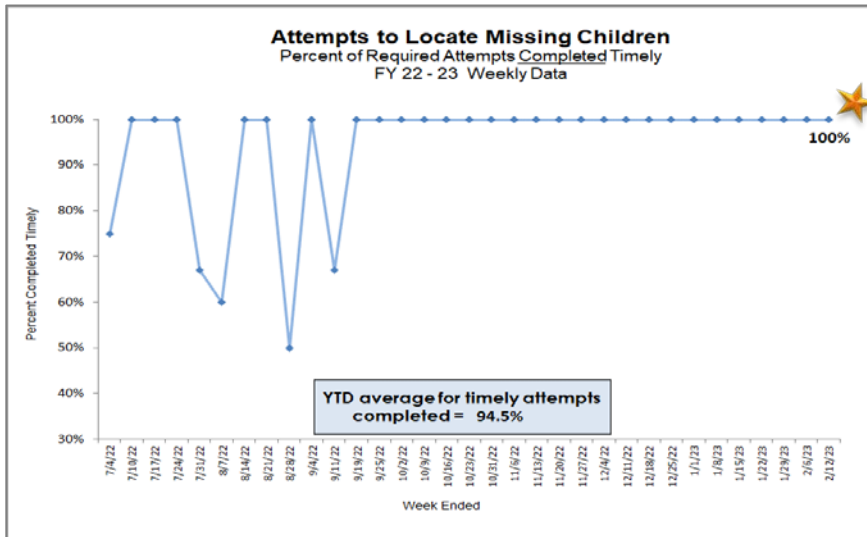
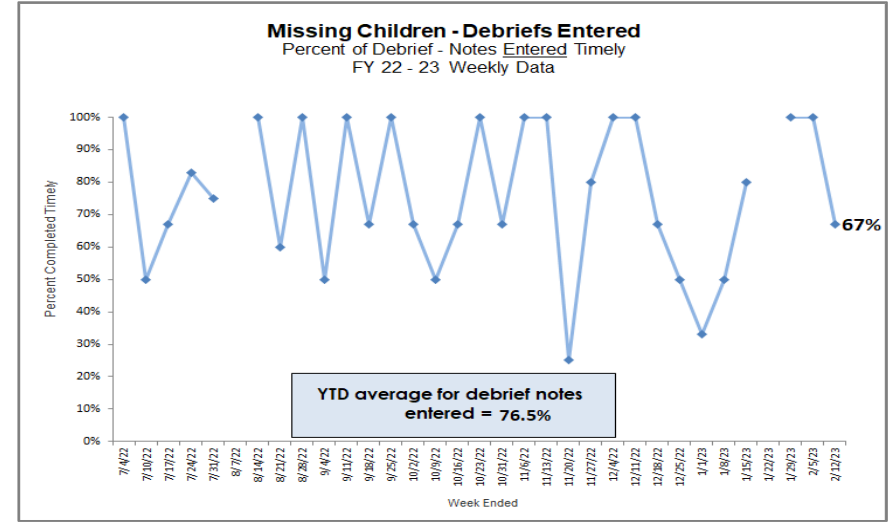
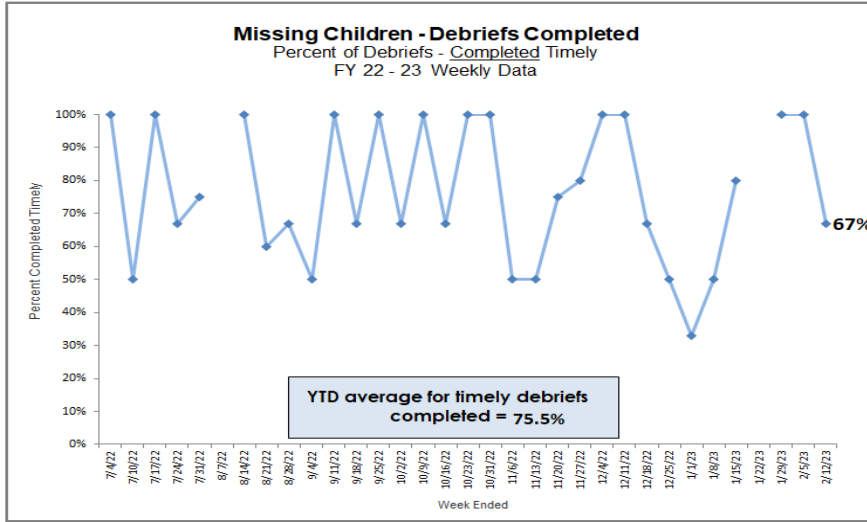
Neighbor To Family - Weekly Census Numbers		
Weekly Data 02/07/23 through 02/14/23		
Referral Type	Number of Families	Number of Children
CPI - Safety Management	1	5
CPI - Family Support	17	49
Specialized - Family Support	10	23
Prevention - Comm. Referral	33	65
Special Conditions Report	13	31
Nurturing Parenting	4	10
<b>NTF - Total Services</b>	<b>78</b>	<b>183</b>



# Missing Children

HFC – DCF Circuit 10 Missing Youth Data as of Reporting Date

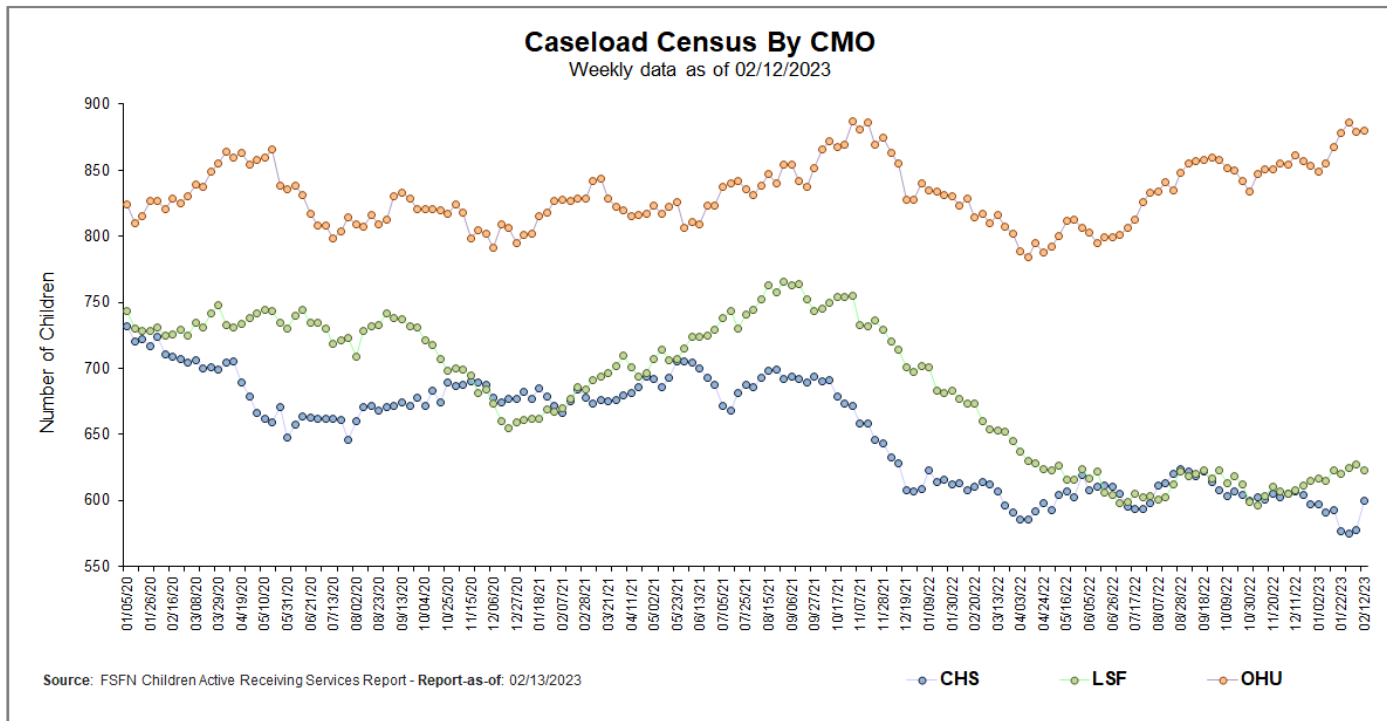
Weekly Data - Week ending 02/12/2023					
	Current Missing	Late Reports	Late ATL	Recoveries	Late Debriefs
CHS	1	0	0	1	1
LSF	1	0	0	2	0
OHU	1	0	0	0	0
CPI	0	0	0	0	0
<b>Total</b>	<b>3</b>	<b>0</b>	<b>0</b>	<b>3</b>	<b>1</b>



# Caseload Census Information

## CBC Services Weekly Caseloads By CMO

Number of Children by CMO Last 6 Reporting Periods						
Agency	1/8/2023	1/16/2023	1/22/2023	1/29/2023	2/5/2023	2/12/2023
CHS	591	593	577	575	578	600
LSF	615	623	620	625	627	623
OHU	855	868	878	886	879	880
<b>HFC Total</b>	<b>2061</b>	<b>2084</b>	<b>2075</b>	<b>2086</b>	<b>2084</b>	<b>2103</b>



# Caseload Census Information

Case Manager Caseload Breakdown by Agency – Data as of 02/05/23

Count of Case Managers Within a Caseload Range							
CMO	1-5 Children in Caseload	6-15 Children in Caseload	16-24 Children in Caseload	25-29 Children in Caseload	30+ Children in Caseload	Total Case Managers*	Avg # of Children per CM
CHS	1	10	7	0	8	26	22.2
LSF	5	3	18	6	1	33	19.0
OHU	4	5	15	8	6	38	23.1
# of CMs	10	18	40	14	15	97	21.5

Percent of Case Managers That Are at or Under the National Caseload Standard of 15			
CMO	# Case Managers	# with Caseload at 15 or lower	Percent at 15 or lower
CHS	26	11	42.3%
LSF	33	8	24.2%
OHU	38	9	23.7%
HFC	97	28	28.9%

\* Data Excludes Unit Supervisors, FTC Facilitators & Resigned CMs Count

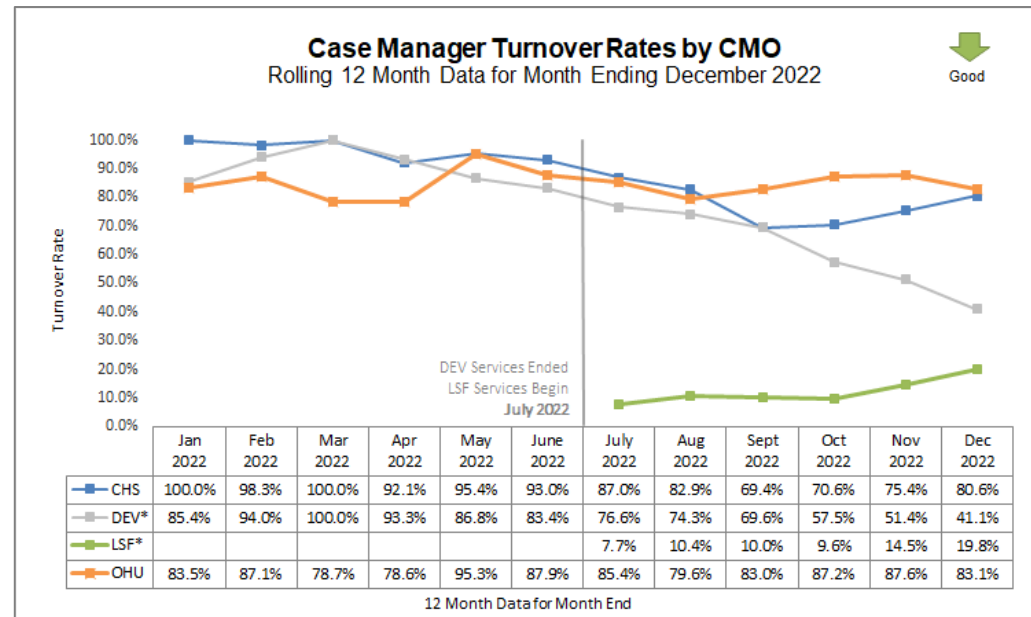
## Case Management Organization Turnover

12 Month Case Manager Turnover Rates by Agency

Employee Turnover Rates By CMO 12 Month Data for Month Ended December 2022		
CMO	Case Manager	Case Manager Supervisor
CHS	80.6%	37.5%
DEV*	41.1%	21.1%
LSF*	19.8%	18.2%
OHU	83.1%	66.7%

7/2/22 - Transition from Devereux to Lutheran Services Florida; the 12-months required for a "Rolling Year Total" has been split between agencies:

- DEV: Jan-22 to Jun-22 (6 months)
- LSF: Jul-22 to Dec-22 (6 months)





## Healthcare Information

Data Entered Into FSFN for Children in Out-of-Home Care

Health Information in FSFN for Children in OHC as of 02/12/23						
Agency	# of Children in OHC	% With a Medical Record in FSFN	% With Medical Service in last 12 Months	% With Dental Service in Last 7 months	% with Immunizations Up to Date	Overall Performance
CHS	422	100.0%	99.1%	95.3%	98.3%	97.6%
LSF	444	100.0%	98.4%	90.1%	99.1%	95.9%
OHU	395	100.0%	97.5%	95.2%	97.2%	96.6%
<b>HFC</b>	<b>1261</b>	<b>100.0%</b>	<b>98.3%</b>	<b>93.5%</b>	<b>98.3%</b>	<b>96.7%</b>

Source: "FSFN report "Healthcare Service Information for Children in Out-of-home Care Daily Listing - OCWDRU"

Health Information in FSFN as of 02/12/23				
Agency	# of Missing Medical Records	# of Medical Appointments Needing Update	# of Dental Appointments Needing Update	# of Immunization Needing Update
CHS	0	4	12	7
LSF	0	7	27	4
OHU	0	10	13	11
<b>Total</b>	<b>0</b>	<b>21</b>	<b>52</b>	<b>22</b>

Source: "Healthcare Service Information for OHC - Daily Listing - OCWDRU"

## Scorecard Measures 9 & 10 - Children Receiving Healthcare Services

SM 9 - Percent of children in out-of-home care who have received medical services in the last 12 months – Target = 95.0%

SM 10 - Percent of children in out-of-home care who have received dental services in the last 7 months – Target = 95.0%

Scorecard Measure #9 - 03/31/2023 (snapshot) Children Receiving Medical Services Within Last 12 Mths FY 22-23 - 3rd Qtr as of 02/12/23			
Agency	Appointment within last 12 mths	Total Children out-of-home care	Percent Medical Services Received
CHS	418	422	99.1% ★
LSF	437	444	98.4% ★
OHU	385	395	97.5% ★
<b>Total</b>	<b>1240</b>	<b>1261</b>	<b>98.3%</b>

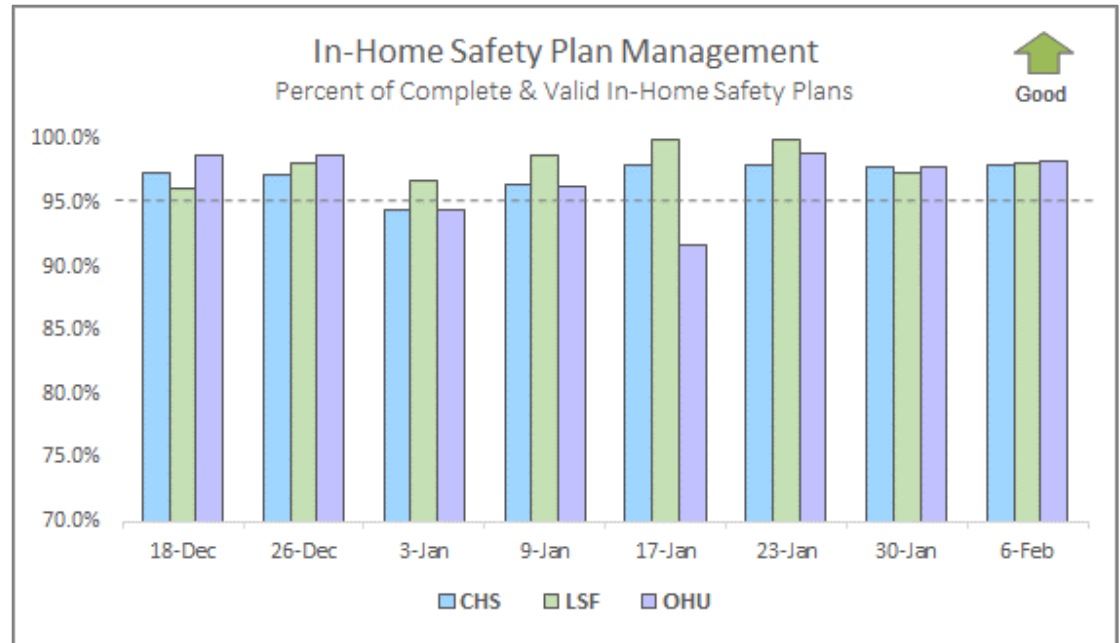
Scorecard Measure #10 - 03/31/23 (snapshot) Children Receiving Dental Services Within Last 7 Mths FY 22-23 - 3rd Qtr as of 02/12/23			
Agency	Appointment within last 7 mths	Total Children out-of-home care	Percent Dental Services Received
CHS	246	258	95.3% ★
LSF	247	274	90.1%
OHU	256	269	95.2% ★
<b>Total</b>	<b>749</b>	<b>801</b>	<b>93.5%</b>



# In-Home Safety Plan Management

Percent of Completed In-Home Safety Plans under 180 Effective Days – Target: **95.0%**

In-Home Safety Plan Management				
Percent of <u>Completed</u> In-Home Safety Plans under 180 <u>Effective</u> Days				
Agency	No -or- Expired Safety Plans	Complete & Valid Safety Plans	Total Required Safety Plans	Percentage Complete
CHS	0	151	151	100.0% ★
LSF	2	148	150	98.7% ★
OHU	5	163	168	97.0% ★
<b>HFC Total*</b>	<b>7</b>	<b>462</b>	<b>469</b>	<b>98.51%</b>



Source: FSN Report "Case Management Safety Management Listing", Report-as-of: 02/13/23



## Data Exceptions: Placements

Placement Exceptions by Number of Weeks on List

Data-as-of: 02/12/23

Agency	Greater than 2 weeks	1 - 2 weeks	Less than 1 week	Grand Total
CHS			4	4
LSF				0
OHU			3	3
CPI	3	2	29	34
NTF				0
SCARF				0
<b>Total</b>	<b>3</b>	<b>2</b>	<b>36</b>	<b>41</b>

Placement Exceptions Totaled By Agency

Last 6 Reporting Periods

Agency	1/9/2023	1/16/2023	1/18/2023	1/29/2023	2/5/2023	2/12/2023
CHS	5	0	0	0	0	4
LSF	1	0	0	1	1	0
OHU	0	0	0	3	0	3
CPI	14	12	10	43	27	34
NTF	4	0	0	0	0	0
SCARF	4	2	1	1	1	0
<b>Total</b>	<b>28</b>	<b>14</b>	<b>11</b>	<b>48</b>	<b>29</b>	<b>41</b>

## Child Placement Agreement – Current Errors

Child Placement Agreement Errors

Data as of 02/14/2023

Agency	New CPA Needed	Need to Upload Signed Agreement	Need Supervisor Approval	Need to Close CPA	Total
CHS	2	6	4	1	13
LSF	1	1	2		4
OHU	1	3	3		7
<b>Total</b>	<b>4</b>	<b>10</b>	<b>9</b>	<b>1</b>	<b>24</b>



## Family Functioning Assessment – Methodology Cases

Timeliness of FFA “Approval” on Methodology Cases, Data-as-of: 02/12/23

FFA-Ongoing Approval & Case Transfer Staffing Date Clean-up Report Compliance tracking for cases entering care with a methodology requirement				
Agency	Not Approved ( 30+ days )	New Child CTS ( w/ active Approval )	New FFA-O Needed ( w/ prior Approval )	Incorrect Approval ( w/ active Approval )
CHS			2	
LSF			2	
OHU				
<b>HFC TOTAL</b>	<b>0</b>	<b>0</b>	<b>4</b>	<b>0</b>

### CMO Contract Measure 11 – 3rd Quarter

Percent of Active Methodology Cases with an Approved FFA-O Data as of 02/12/23				
Agency	Not Approved	Approved	Grand Total	Percent Approved
CHS	9	290	299	97.0%
LSF	8	302	310	97.4%
OHU	3	271	274	98.9%
<b>HFC Total</b>	<b>20</b>	<b>863</b>	<b>883</b>	<b>97.7%</b>

Percentage of Family Functioning Assessments Approved within 30 days of Case Transfer Staffing 3rd Quarter-to-Date as of 02/12/23			
Agency	Timely ( < 30 Days )	FFA Approvals ( 3rd Qtr )	Completed Timely
CHS	14	14	100.0% ★
LSF	17	17	100.0% ★
OHU	16	17	94.1%
<b>HFC TOTAL</b>	<b>47</b>	<b>48</b>	<b>97.9%</b>

FY 22-23 Target = 95% or higher



## AWARENESS FOR FEBRUARY

Teen Dating Violence Awareness/  
Black History Month

6th-11th: Foster Parent Appreciation  
Week

14th: Valentine's Day

## HEALTH RESOURCES

For more COVID information specific to  
Florida, go to [floridahealthcovid19.gov](https://floridahealthcovid19.gov)

Call Center is available 24/7  
(866) 779-6121 or email  
[COVID-19@flhealth.gov](mailto:COVID-19@flhealth.gov).

For more vaccine information go to  
[https://floridahealthcovid19.gov/covid-19-  
vaccines-in-florida/](https://floridahealthcovid19.gov/covid-19-vaccines-in-florida/)

## SAFETY RESOURCES

### Internet Safety and Tips

- [SmartSocial.com](https://www.smartsocial.com) - Digital  
Citizenship programs
- [Information, Advice and Support to  
Keep Children Safe Online  
\(internetmatters.org\)](https://www.keepchildrensafeonline.com)
- [NetSmartz Home \(missingkids.org\)](https://www.net-smartz.com)

### Safe Sleep

[https://www.ounce.org/safe\\_sleep.h  
tml](https://www.ounce.org/safe_sleep.html)

Swim Safety Tips  
[mcusercontent.com](https://www.mcusercontent.com)

## COMMUNITY RESOURCES

### United Way's 211 Call 211

Getting free confidential help for needs  
such as food, housing, employment,  
utilities, mental health and much more is  
just a text, call, or click away.

### Echo Ministries

Help provide tangible needs to children  
in foster, adoptive, relative and non-  
relative care.

To Donate: ECHO Distribution Center  
every Wednesday between 9am to  
noon at 3625 Century Blvd Unit 1A,  
Lakeland, FL.

[ECHO Ministries Florida- Foster Care  
Ministry- Central FL & Beyond](https://www.echoministries.org)

### Find Help (Previously Aunt Bertha) <https://www.findhelp.org/>

Find local resources for food, health,  
housing, employment programs & other  
community resources in seconds.

### HOPE FLORIDA – A PATHWAY TO PROSPERITY

[A Pathway to Prosperity - Florida  
Department of Children and Families  
\(myffamilies.com\)](https://www.myffamilies.com)

Services offered by Hope Navigators:

- Identifying goals and barriers
- Referrals to local, community-based  
partners
- One-on-one support to develop a  
plan to achieve economic-self  
sufficiency

Call 850-300-HOPE

### Circuit 10 Children's Mental & Behavioral Health Resources

[https://sites.google.com/view/floridac10  
mhbhresources/home](https://sites.google.com/view/floridac10mhbhresources/home)

On this site you will find:

- o Heartland for Children's Parent Portal
- o MyFloridaMyFamily Community Services
- o Florida Mobile Response Team- 24/7 Crisis  
Assistance
- o Florida Statewide Medicaid Managed  
Care
- o Florida Association of Christian Child  
Caring Agencies
- o Florida Network Short-term Residential  
Programs
- o Center for Autism Related Disabilities  
(CARD)
- o National Alliance on Mental Illness
- o Post Adoption Support
- o Zebra Coalition
- o Central FL Behavioral Health Network
- o Hope Florida – A Pathway to Prosperity

### Food Distribution Schedule

Polk, Highlands and Hardee Counties  
Food Distribution Sites

[https://uwcf.org/initiatives/endorunger/sch  
edule/](https://uwcf.org/initiatives/endorunger/schedule/)

### Healthy Families Florida

Family support and coaching program that  
helps parents provide the safe and stable  
environments children need for healthy growth  
and development.

[Healthy Families Florida - Find a Local Project  
\(healthyfamiliesfla.org\)](https://www.healthyfamiliesfla.org)

### Domestic Violence Services

Peace River Center's Domestic Violence  
Program provides free, confidential  
services for individuals affected by  
domestic violence, sexual assault and  
human trafficking crimes, their family  
members and friends in Polk, Hardee and  
Highlands counties.

24-Hour Domestic Violence Crisis Lines  
Hardee/Highlands 863.386.1167  
Polk 863.413.2700

Victim Services Office Line 863.413.2708  
Victim Services Office – Polk County 1860  
South Crystal Lake Drive, Lakeland, FL  
33801

Victim Services Office – Hardee/Highlands  
Counties  
1570 Lakeview Drive, Sebring, FL 33870

### FREE TAX PREP

January 23- April 14, 2023  
Multiple Locations in Polk County

For More Info – [MulberryCSC.org](https://www.mulberrycsc.org)  
or call 863-425-1523

## HFC EVENTS

HFC's "Let's Talk About it" Podcast  
where we provide education and  
resources for family matters in Polk,  
Highlands and Hardee Counties  
[Apple Podcasts](https://www.apple.com/podcasts) / [Anchor](https://www.anchor.fm) / [Spotify](https://www.spotify.com) /  
[YouTube](https://www.youtube.com)

Lakeland Magic Games  
Foster Parents Level 1 and up  
Friday, February 10 at 7PM  
Saturday, February 11 at 7PM

## POLK COUNTY

### Peer Recovery Center

Center for Behavioral Health Annex  
1501 1<sup>st</sup> Street South  
Winter Haven, FL 33880  
Open Monday through Friday  
9:00am – 3:00pm

The center is a place for adults with a mental health diagnosis to receive education, support, resources and socialization.

Contact: (863) 293-1121 ext. 205789 for more info

### Florida Children Museum

400 Bonnet Springs Blvd.  
Lakeland, FL 33815  
Contact: (863) 687-3869  
<https://explorefcm.org>

### Carol Jenkin Barnett United Way Resource Center - Ages 0-5

Offers weekly classes for children from infants through age 5 where parents and children will learn and socialize as they participate in fun, stimulating, developmental activities. These classes are FREE and a great opportunity to meet other moms and caregivers.

- Breast Feeding Support Group
  - Autism/ASD Support Group
- 400 Bonnet Springs Blvd.  
Lakeland, FL 33815

[Children's Resource Center - United Way of Central Florida \(uwcf.org\)](http://www.uwcf.org)

### For the Love of Milk

The Nest will be hosting an event to celebrate and provide support for families who have chosen to breastfeed. Visit @nest.lakeland for more details  
Saturday, February 11<sup>th</sup> 9am- noon  
at the Lake Crago Center Banquet Room

### 28<sup>th</sup> Annual Two Day - Heritage Day Festival: Celebrating Black Resiliency

This two-day FREE event of community engagement, celebration of African American traditions and family values is sure to be a memorable event for our community!

Lake Maude Nature Park – 1790 7<sup>th</sup> Street Northeast,  
Winter Haven, FL 33881  
Saturday, February 18, 2023 @ 11:00am  
Sunday, February 19, 2023 @ 3:00pm

## HIGHLANDS COUNTY

### Champion for Children

Provides child abuse and neglect prevention programs and early-intervention services to children and families in Highlands County.

Contact for more info about the documentary **RESILIENCE: The Biology of Stress and the Science of Hope** which talks about the connection between trauma and health.

Office: (863) 382-2905  
<https://www.championforchildren.org/>

### Children's Museum of the Highlands

Hands on Learning for Ages 1-12  
Cost: \$8/per person (ages 1+) for all day play.  
219 N Ridgewood Dr.  
Sebring, Florida  
(863) 451-5385  
(contact museum for updated hours)

### Preservers of Life

Highlands County Community Nursing Organization  
This organization provides prevention healthcare and helps businesses and individuals integrate holistic health and wellness practices.

Kasey Pacheco, Community Nurse Collaborator  
Kasey@preserversoflife.com  
(863) 420-5255

## HARDEE COUNTY

### Hardee Help Center

A Christ-centered community service organization bringing hope & healing to Hardee County families in difficult seasons of life.  
713 E Bay Street Wauchula, FL 33873  
[info@hardeehelpcenter.com](mailto:info@hardeehelpcenter.com)  
Tel: 863-773-0034

### Visit Hardee

Website for upcoming events, community Updates and resources  
[Events — VISIT HARDEE](#)



**For additional resources and county events, check out our most recent Parent's Corner Newsletter.**





# PARENTS AS PARTNERS

Invites you to our monthly support meeting

**FEBRUARY 23, 2023 @ 5:30 PM**

Via ZOOM: <https://chsfl.zoom.us/j/96748249381>  
Meeting ID: 967 4824 9381

Register and attend to receive your \$20 gift card.  
Reunified guests will receive a Reunification Gift from CHS/Give Well.

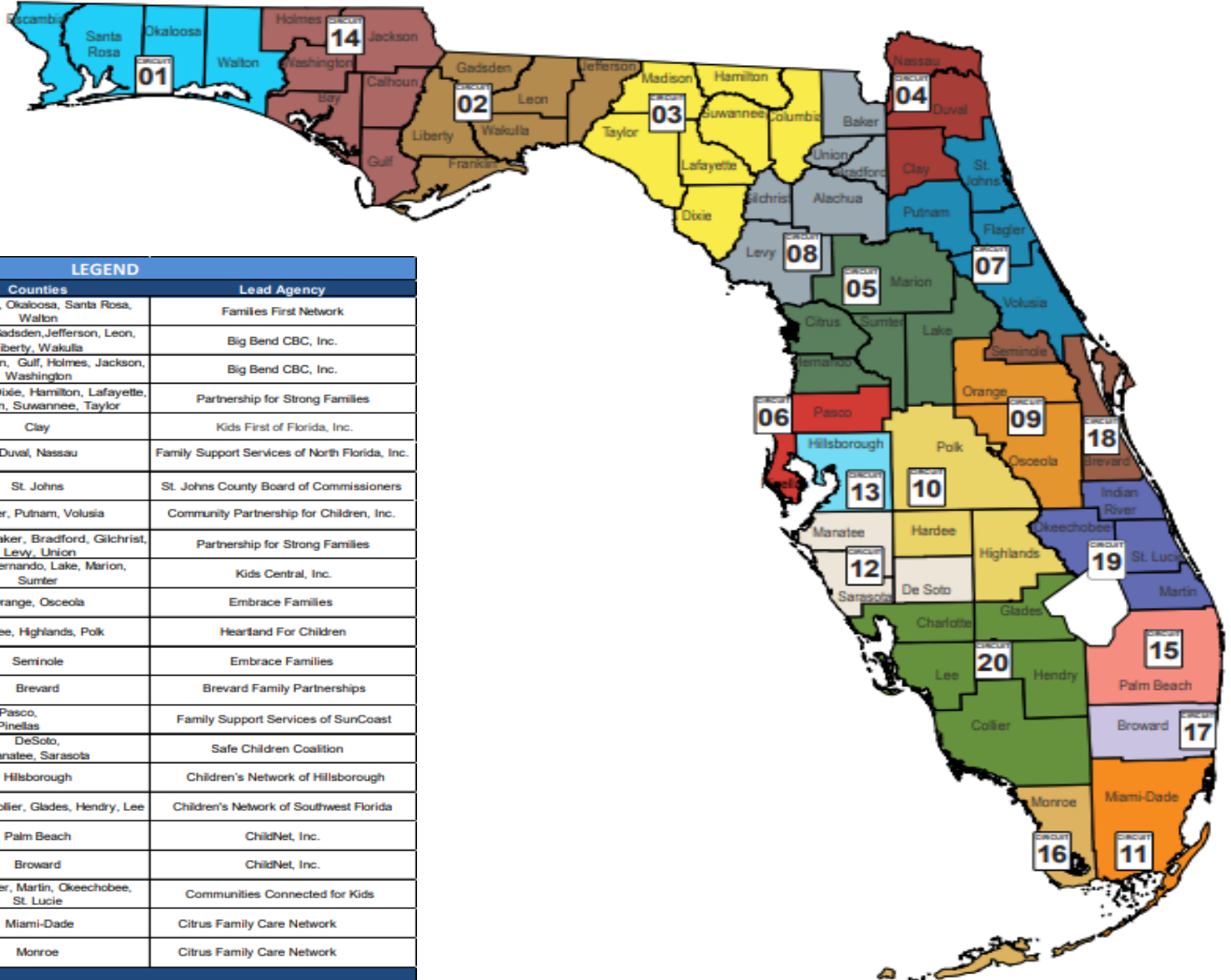
Please R.S.V.P. to **Sandi Denmark** or **Misty Combee**

**(863) 450-0995** or **(863)397-5626**

[Sandi.denmark@chsfl.org](mailto:Sandi.denmark@chsfl.org) or [misty.combee@chsfl.org](mailto:misty.combee@chsfl.org)



# Community Based Care Lead Agency Map



LEGEND			
Circuit	Region	Counties	Lead Agency
1	Northwest	Escambia, Okaloosa, Santa Rosa, Walton	Families First Network
2		Franklin, Gadsden, Jefferson, Leon, Liberty, Wakulla	Big Bend CBC, Inc.
14		Bay, Calhoun, Gulf, Holmes, Jackson, Washington	Big Bend CBC, Inc.
3	Northeast	Columbia, Dixie, Hamilton, Lafayette, Madison, Suwannee, Taylor	Partnership for Strong Families
4		Clay	Kids First of Florida, Inc.
4		Duval, Nassau	Family Support Services of North Florida, Inc.
7		St. Johns	St. Johns County Board of Commissioners
7		Flagler, Putnam, Volusia	Community Partnership for Children, Inc.
8	Central	Alachua, Baker, Bradford, Gilchrist, Levy, Union	Partnership for Strong Families
5		Citrus, Hernando, Lake, Marion, Sumter	Kids Central, Inc.
9		Orange, Osceola	Embrace Families
10		Hardee, Highlands, Polk	Hearthand For Children
18		Seminole	Embrace Families
18		Brevard	Brevard Family Partnerships
6	SunCoast	Pasco, Pinellas	Family Support Services of SunCoast
12		DeSoto, Manatee, Sarasota	Safe Children Coalition
13		Hillsborough	Children's Network of Hillsborough
20		Charlotte, Collier, Glades, Hendry, Lee	Children's Network of Southwest Florida
15	Southeast	Palm Beach	ChildNet, Inc.
17		Broward	ChildNet, Inc.
19		Indian River, Martin, Okeechobee, St. Lucie	Communities Connected for Kids
11	Southern	Miami-Dade	Citrus Family Care Network
16		Monroe	Citrus Family Care Network

