



Community Based Care: Hardee, Highlands & Polk Counties

CBC Performance and Quality Improvement Meeting
Data for Week Ended Sunday, January 08, 2023

Video Conference Meeting
Wednesday, January 11, 2023 at 9 a.m.

Conference Call: 866-607-2795
Participant Number: 830 755 402#



Community Based Care Lead Agency Scorecard

FY 22-23, 1st Quarter: July 01, 2022 to September 30, 2022

CBC Lead Agency Scorecard Performance Table	Safety				Permanency				Well-Being			
Measures	1. Rate of Abuse per 100,000 days while in foster care.	2. Percent of children who are not neglected or abused during in-home services.	3. Children who are not neglected or abused after closure of services.	4. Children under supervision who are seen every 30 days.	5. Children exiting foster care to a permanent home within 12 months of entering care.	6. Children achieving permanency in 12 months for children in foster care 12 to 23 months.	7. Children who do not re-enter foster care within 12 months of moving to a permanent home.	8. Children's placement moves per 1,000 days in foster care.	9. Children in out-of-home care who have received medical services in the last 12 months.	10. Children in out-of-home care who received dental services within the last 7 months.	11. Young adults in foster care at age 18 that have completed or are enrolled in secondary education.	12. Children placed with all of their siblings who are in out of home care.
Standard	8.5	95.0%	95.0%	99.5%	40.5%	43.6%	91.7%	4.12	95.0%	95.0%	80.0%	65.0%
Reporting Period	07/01/21 to 06/30/22	07/01/21 to 06/30/22	01/01/21 to 12/31/21	10/01/21 to 09/30/22	10/01/20 to 09/30/21	10/01/21	10/01/19 to 09/30/20	10/01/21 to 09/30/22	09/30/22	09/30/22	10/01/21 to 09/30/22	09/30/22
Brevard Family Partnership	7.38	94.6%	96.6%	99.7%	33.5%	53.0%	94.6%	3.71	97.0%	90.6%	95.8%	57.0%
ChildNet - Broward	8.60	96.8%	96.1%	99.7%	32.1%	51.9%	80.6%	3.67	96.2%	88.0%	83.6%	65.4%
ChildNet - Palm Beach	10.42	95.7%	95.7%	99.6%	32.3%	61.7%	92.8%	3.47	97.4%	89.9%	57.1%	59.8%
Children's Network of SW Florida	7.00	97.3%	97.0%	99.9%	33.0%	57.1%	95.1%	4.94	96.3%	95.4%	90.2%	58.9%
Children's Network-Hillsborough	7.42	96.1%	97.0%	98.0%	27.1%	32.1%	94.0%	7.24	86.1%	65.5%	61.0%	57.3%
Citrus Health Network	2.82	95.6%	99.1%	99.6%	27.5%	43.6%	93.8%	3.22	97.3%	96.6%	94.8%	60.2%
Communities Connected for Kids	8.13	94.6%	97.5%	99.7%	45.4%	76.6%	92.2%	3.27	97.9%	89.9%	82.6%	58.0%
Community Partnership for Childr.	5.54	94.1%	97.2%	99.4%	24.4%	52.6%	86.6%	4.26	94.7%	71.1%	87.5%	61.3%
Embrace Families	8.45	94.3%	97.4%	97.9%	29.7%	46.5%	90.7%	6.51	60.4%	39.1%	83.3%	59.0%
Families First Network	9.34	95.1%	97.4%	99.6%	24.4%	41.0%	89.6%	7.36	94.5%	87.5%	79.4%	59.1%
Family Integrity Program	2.24	96.1%	96.8%	99.8%	49.1%	87.9%	93.0%	3.25	100.0%	97.8%	75.0%	61.1%
Family Support Services North Fla	5.33	96.5%	96.9%	99.8%	33.4%	63.3%	83.1%	5.29	96.9%	91.9%	96.8%	56.4%
FSS Suncoast	8.49	93.8%	96.2%	97.0%	25.5%	40.9%	93.3%	5.99	78.0%	54.2%	89.4%	61.5%
Heartland For Children	8.82	95.0%	97.6%	99.8%	35.5%	43.7%	92.3%	3.50	97.8%	92.4%	96.8%	58.7%
Kids Central, Inc.	4.96	95.6%	97.0%	99.1%	31.6%	38.0%	87.8%	7.17	82.6%	62.3%	77.1%	65.1%
Kids First of Florida, Inc.	4.74	98.8%	94.9%	96.5%	32.1%	46.1%	86.0%	4.32	89.3%	60.9%	60.0%	63.3%
Northwest Florida Health Network	6.86	96.3%	97.0%	99.6%	28.9%	51.0%	91.8%	5.53	91.2%	89.5%	82.7%	61.7%
Partnership for Strong Families	5.82	97.5%	97.8%	99.9%	23.3%	56.9%	94.3%	5.28	87.2%	62.7%	92.5%	55.3%
Safe Children Coalition	5.88	97.3%	94.7%	99.4%	38.9%	44.6%	91.7%	4.66	97.6%	84.6%	72.0%	64.3%
Statewide	7.20	95.7%	96.7%	98.8%	30.6%	47.8%	90.7%	5.27	87.9%	74.6%	81.8%	60.2%
Red Zone	8.85	92.9%	92.9%	98.9%	36.3%	39.2%	90.8%	4.54	89.9%	89.9%	69.9%	60.0%



Scorecard Measure 4 – Children Seen Every Thirty Days

SM04 - Percent of children under supervision who are required to be seen every 30 days – Target = 99.5%

Scorecard Measure #4 - Children Under Supervision Who Are Seen Every Thirty Days		
Supervision between 01/01/23 - 01/31/23		
Agency	# of Children <u>Not</u> seen in 30 days	% of Children seen timely
CHS	14	99.36%
LSF	1	99.92%
OHU	2	99.97%
Total	17	99.78%
<i>Source: "Children Under Supervision Who Are Seen Every Thirty Days - Report #1144" Data-as-of: 01/08/23</i>		



Monthly Birth Parent Contacts

Target = 70% Mothers and 50% Fathers - seen monthly

Birth Parent Contact Completed							
Month-end Data for December 2022							
AGENCY	# Moms Required	# Moms Completed	Mom % Completed	# Dads Required	# Dads Completed	Dad % Completed	Combined Average
CHS	211	96	45.5%	132	35	26.5%	36.0%
LSF	197	88	44.7%	145	61	42.1%	43.4%
OHU	165	72	43.6%	120	37	30.8%	37.2%
TOTAL	573	256	44.7%	397	133	33.5%	39.1%

Mother Contact

Green: 70% or above, Yellow: 69% - 60%, Red: 59% or less

Father Contact

Green: 50% or above, Yellow: 49% - 40%, Red: 39% or less

Source: FSN Data Warehouse – Ad Hoc Report; Report-as-of: 12/31/22 - Data-as-of: 01/08/23




Scorecard Measures 5 & 6 - Children Achieving Permanency

SM05 - Percent of children exiting care to a permanent home within 12 months of entering care – Target = 40.5%



SM06 - Percent of children exiting care to a permanent home for children in care 12-23 months – Target = 43.6%

Reunifications Entered into FSFN: Week of 01/02/23 thru 01/08/23			
Agency	Timely	Un-Timely	Total
CHS	4	2	6
LSF		1	1
OHU	1	2	3
Total	5	5	10

Service Availabilities Service Snapshot of Availability as of 01/09/23	
Youth Villages	Peace River Home-to-Stay
6 – Polk	0 – Polk 0 – Highlands / Hardee

Scorecard Measure #5 - 01/01/21 to 12/31/21 Children Achieving Permanency within 0-12 Mths FY 22-23 - 2nd Qtr as of 01/08/23			
Agency	Permanency within 12 mths	Total Children out-of-home care	Percent Timely Reunification
CHS	79	245	32.2%
LSF	73	273	26.7%
OHU	112	262	42.7% 
HFC Total	264	780	33.85%

SM05 - Percentage to reach Yellow = 36.5%

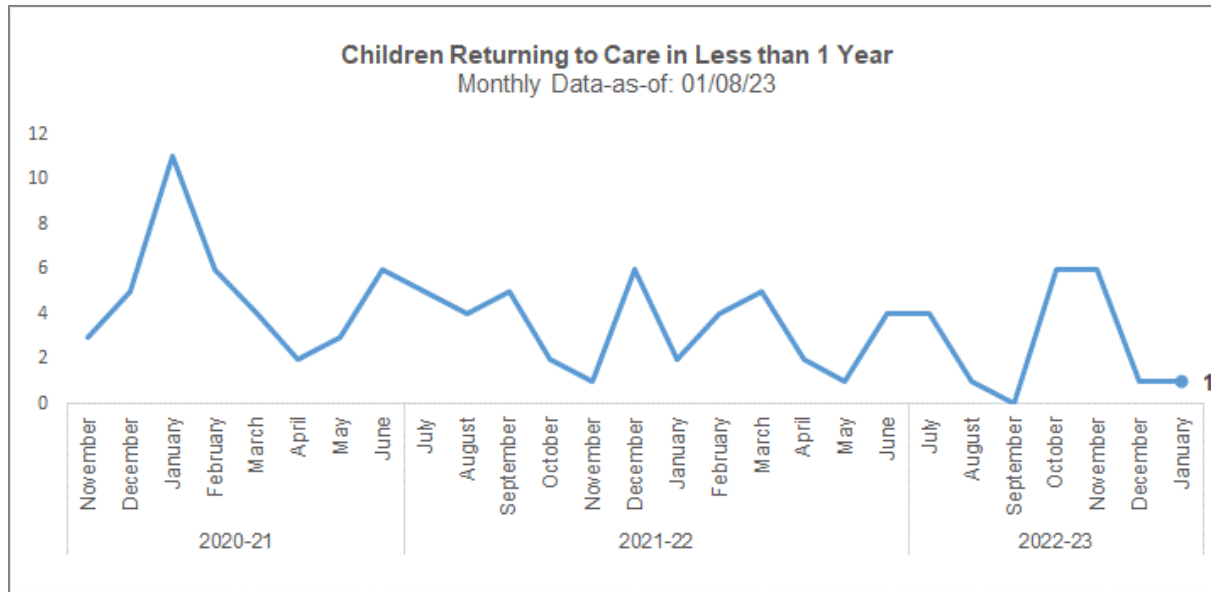
Scorecard Measure #6 - 01/01/22 Children Achieving Permanency within 12-23 Mths FY 22-23 - 2nd Qtr as of 01/08/23			
Agency	Permanency within 12-23 mths	Total Children LOS 12-23 mths	Percent Timely Reunification
CHS	45	106	42.5%
LSF	74	137	54.0% 
OHU	40	82	48.8% 
HFC Total	159	325	48.9%

SM06 - Percentage to reach Yellow = 39.4%



Children Returning to Care

Number of Children in a Recent Removal Episode Who Have Had a Prior Removal



Removal Episodes for Children with a Prior Removal								
Removals entered into FSFN between 01/02/23 - 01/08/23								
Current Agency	Current Removal Date	Prior Unit	Prior Removal	Prior Discharge	Length of Stay (months)	Length from Prior Discharge (months)	LOR Range	SM07 Cohort
CHS	11/29/2022	141839-CHSFL	4/22/2022	11/5/2022	6	0	< 1.0 yr	Y
LSF	12/28/2022	141040-GCCC	5/15/2014	4/10/2015	11	92	> 5.0 yrs	N

Source: FSFN Data Warehouse Ad Hoc Report, Rpt-as-of: 01/09/23

Prior Weeks' Undiscussed Re-entries								
Removals entered into FSFN between 12/26/22 - 01/01/23								
Current Agency	Current Removal Date	Prior Unit	Prior Removal	Prior Discharge	Length of Stay (months)	Length from Prior Discharge (months)	LOR Range	SM07 Cohort
LSF	12/21/2022	141849-DEV	5/7/2017	11/20/2017	6	61	> 5.0 yrs	N

Source: FSFN Data Warehouse Ad Hoc Report, Rpt-as-of: 01/02/23

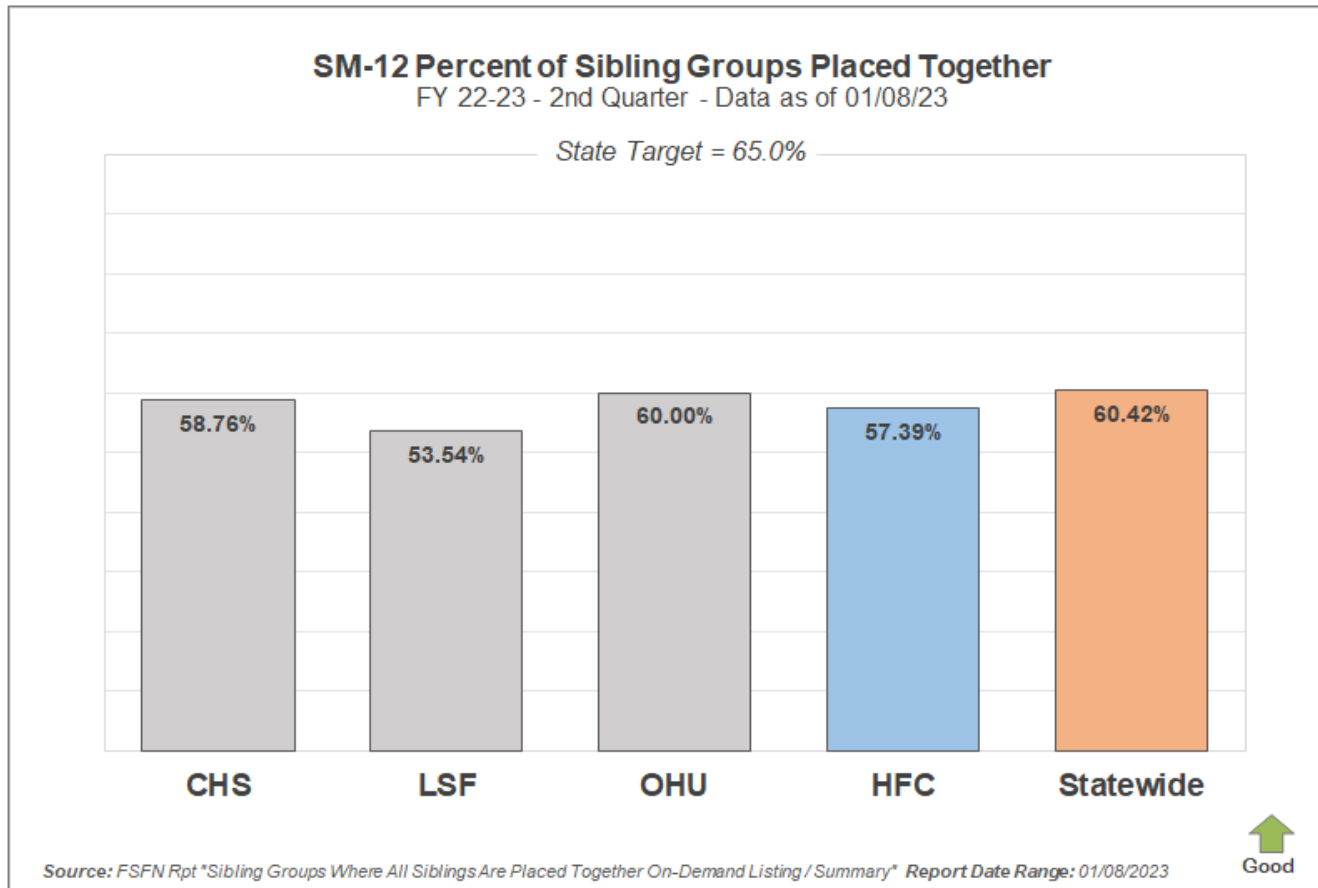


Scorecard Measure 12 – Separated Siblings

SM12 - Percentage of siblings groups in out-of-home care where all siblings are placed together – **Target = 65.0%**

SM12 - Percent of Sibling Groups Placed Together			
Agency	Number of Cases w/ Siblings Together	Total Cases Sibling Groups	Percent of Siblings Placed Together
CHS	57	97	58.76%
LSF	53	99	53.54%
OHU	57	95	60.00%
HFC	167	291	57.39%

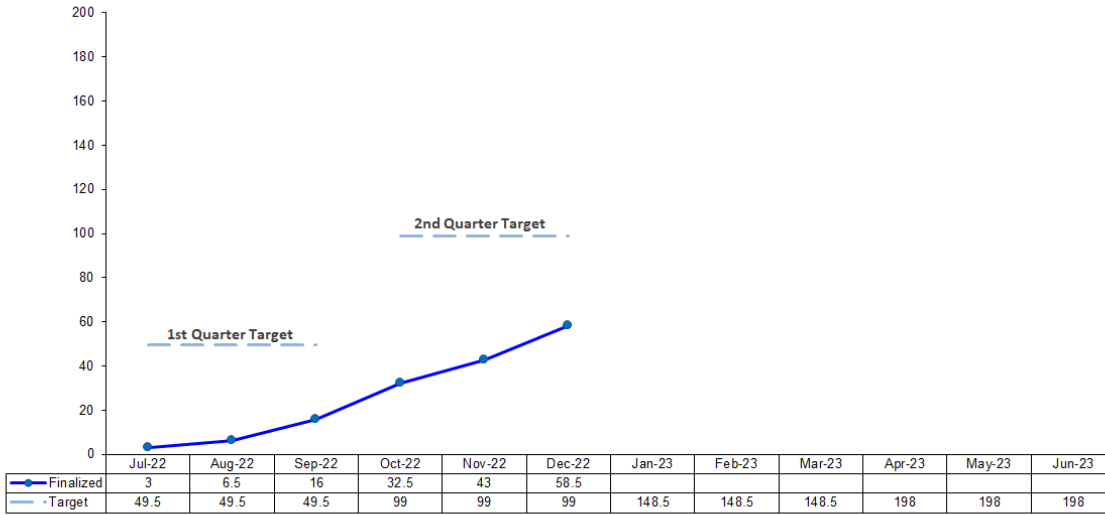
Number of sibling groups to achieve SM12 target – 23 Sibling Groups



Adoption Finalizations

Percent of Adoptions Finalized with 24 Months of Removal & Percent of Adoption Goal Met

Heartland for Children - DCF Circuit 10 Adoption Finalizations for FY 22-23



Source: HFC Adoption Database; Data-as-of: January 3, 2023

FY 22-23 Target = 198

Upcoming Finalization Dates

January 18, 2023

January 25, 2023

Adoption Finalizations

FY 22-23 - 2nd Quarter as of 01/09/23

CMO	Subsidy Files Submitted	Finalized Adoptions	Quarter Target	Quarter Target Met
CHS	9	11.5	29	39.7%
LSF	1	20	25	80.0%
OHU	4	11	31	35.5%
Total	14	42.5	85	50.0%

Adoption Finalizations

Total Fiscal Year-to-Date

Total Finalized	HFC Target	% Met	% w/in 24 Mths
58.5	198	29.5%	26.8%



Children's Legal Services – Shelter Report

CLS Weekly Shelter Report FY 2022-23 as of January 09, 2023

Children Previously Sheltered W/in Last 12 Mnths														22/23	21/22
	JUL	AUG	SEP	OCT	NOV	DEC	JAN	FEB	MAR	APR	MAY	JUN	Totals	Totals	
# of Shelter Hearings															
Polk	29	24	18	34	18	28	5						156	315	
Highlands	5	3	2	3	5	1	1						20	44	
Hardee	0	0	1	0	1	0	0						2	23	
Total	34	27	21	37	24	29	6						178	379	
# Children Removed															
Polk	50	55	29	73	39	48	5						299	551	
Highlands	8	9	7	3	10	2	2						41	71	
Hardee	0	0	5	0	2	0	0						7	43	
Total	58	64	41	76	51	50	7						347	656	
Total Children Denied Shelter															
Polk	0	0	0	0	0	0	0						0	0	
Highlands	0	0	0	0	0	0	0						0	0	
Hardee	0	0	0	0	0	0	0						0	0	
Total	0	0	0	0	0	0	0						0	0	
# Children Placed with Relative															
Polk	28	43	18	31	26	22	1						169	285	
Highlands	5	6	5	2	9	2	2						31	55	
Hardee	0	0	5	0	2	0	0						7	26	
Total	33	49	28	33	37	24	3						207	357	
# Children Placed with Non Relative															
Polk	5	10	4	22	4	3	0						48	80	
Highlands	0	0	2	0	0	0	0						2	6	
Hardee	0	0	0	0	0	0	0						0	3	
Total	5	10	6	22	4	3	0						50	89	
# Children Placed with Fictive Kin															
Polk	1	0	0	0	0	0	0						1	6	
Highlands	0	0	0	0	0	0	0						0	1	
Hardee	0	0	0	0	0	0	0						0	1	
Total	1	0	0	0	0	0	0						1	8	
# Children Placed in Foster Care															
Polk	16	2	7	20	9	23	4						81	180	
Highlands	3	3	0	1	1	0	0						8	11	
Hardee	0	0	0	0	0	0	0						0	11	
Total	19	5	7	21	10	23	4						89	202	

% of Children Sheltered Placed in Foster Care Data as of 01/09/23			
Month	20-21	21-22	22-23
Jul	28.6%	22.1%	32.8%
Aug	21.9%	43.5%	7.8%
Sep	27.3%	28.2%	17.1%
Oct	22.4%	28.9%	27.6%
Nov	20.4%	36.8%	19.6%
Dec	24.5%	19.4%	46.0%
Jan	25.0%	48.8%	57.1%
Feb	20.5%	15.6%	
Mar	21.7%	47.2%	
Apr	17.5%	26.9%	
May	23.4%	27.5%	
Jun	38.5%	32.4%	
FY Total	24.9%	30.8%	25.6%

Shelter Count for the Week of January 03 - January 09, 2023			
	Polk	Highlands	Hardee
Shelters	5	1	0
Children Removed	5	2	0
Placed w/ a Relative	1	2	0
Placed w/a Non-Rel	0	0	0
Placed w/a Fictive Kin	0	0	0
Placed in Foster Care	4	0	0



Case Transfer Staffing Data

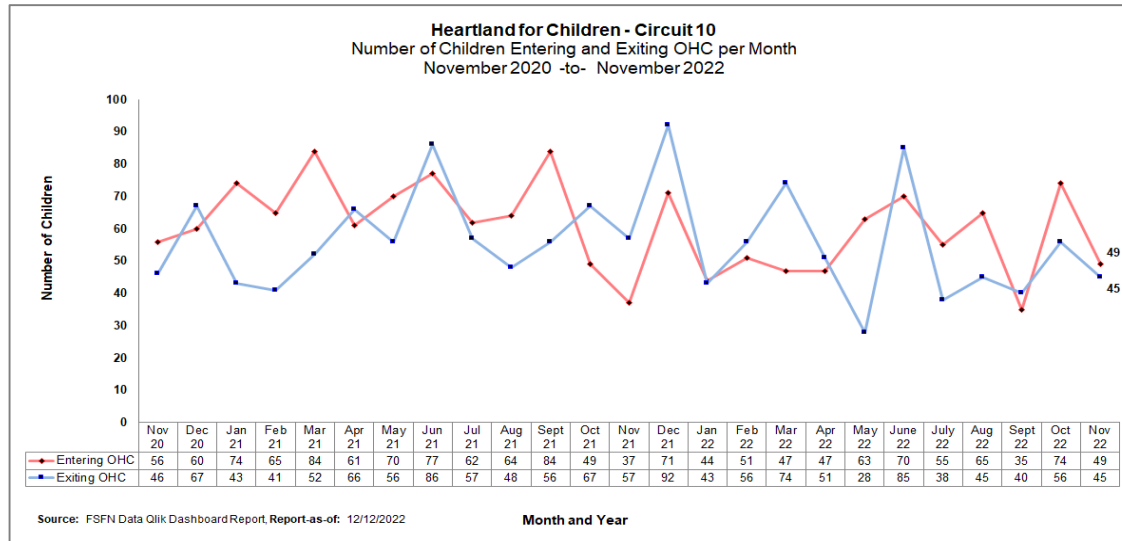
Case Transfer Data For Fiscal Year July 1, 2022 – June 30, 2023 - Data as of 01/09/23

	JUL	AUG	SEP	OCT	NOV	DEC	JAN	FEB	MAR	APR	MAY	JUN	22-23 Totals	21-22 Totals
Number of Children														
CHS	32	32	19	17	24	23	2						149	358
LSF	36	34	20	38	36	43	3						210	355
OHU Polk	12	18	13	7	12	16	3						81	147
One Hope	37	49	40	30	47	33	2						238	503
Total	117	133	92	92	119	115	10						678	1363
Out of Home Care														
CHS	19	19	16	13	19	20	2						108	200
LSF	17	15	15	24	25	21	2						119	188
OHU Polk	8	9	12	7	9	14	3						62	103
One Hope	12	8	12	6	18	4	0						60	113
Total	56	51	55	50	71	59	7						349	604
In - Home Judicial														
CHS	5	0	0	0	0	0	0						5	4
LSF	2	1	0	2	0	0	0						5	16
OHU Polk	0	0	0	0	0	0	0						0	2
One Hope	0	2	0	0	0	2	0						4	6
Total	7	3	0	2	0	2	0						14	28

	JUL	AUG	SEP	OCT	NOV	DEC	JAN	FEB	MAR	APR	MAY	JUN	22-23 Totals	21-22 Totals
Non-Judicial In - Home Services														
CHS	6	8	3	3	3	3	0						26	116
LSF	10	10	5	8	8	18	0						59	95
OHU Polk	4	9	1	0	1	1	0						16	31
One Hope	3	3	0	3	12	12	0						33	35
Total	23	30	9	14	24	34	0						134	277
OCS / ICPC Courtesy Supervision														
CHS	0	0	0	0	0	0	0						0	0
LSF	0	0	0	0	0	0	0						0	0
OHU Polk	0	0	0	0	0	0	0						0	0
One Hope	22	29	28	21	17	15	2						134	338
Total	22	29	28	21	17	15	2						134	338
Reinstatement of Protective Services Supervision (Notice of Hearings)														
CHS	0	3	0	0	0	0	0						3	17
LSF	5	6	0	4	3	2	0						20	46
OHU Polk	0	0	0	0	0	0	0						0	2
One Hope	0	4	0	0	0	0	0						4	0
Total	5	13	0	4	3	2	0						27	65

Children Entering & Exiting Care

Number of Children Entering and Exiting Out-of-Home Care per Month





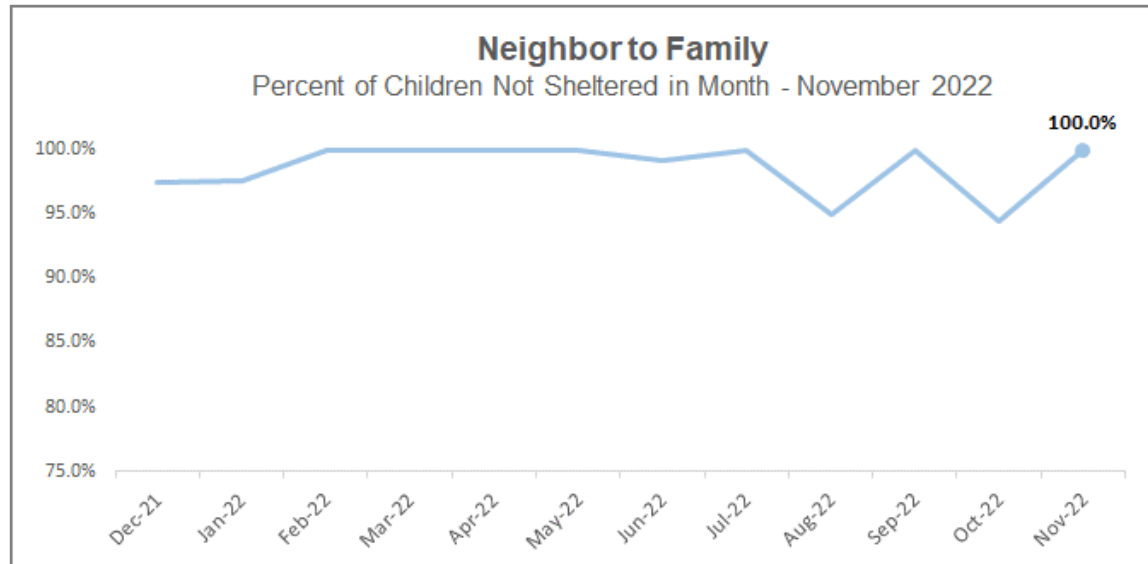
Neighbor to Family – Weekly & Monthly Census

22-23 Fiscal Year to Month - Percentage of Children Not Sheltered: **95.8%**

"She was great to deal with every week."

- NTF Parent Satisfaction Survey– Q: What we are doing well?

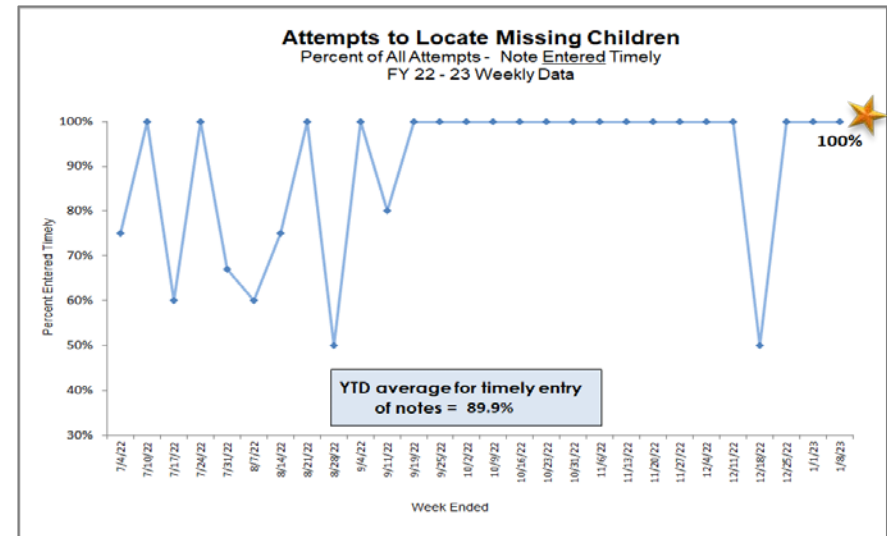
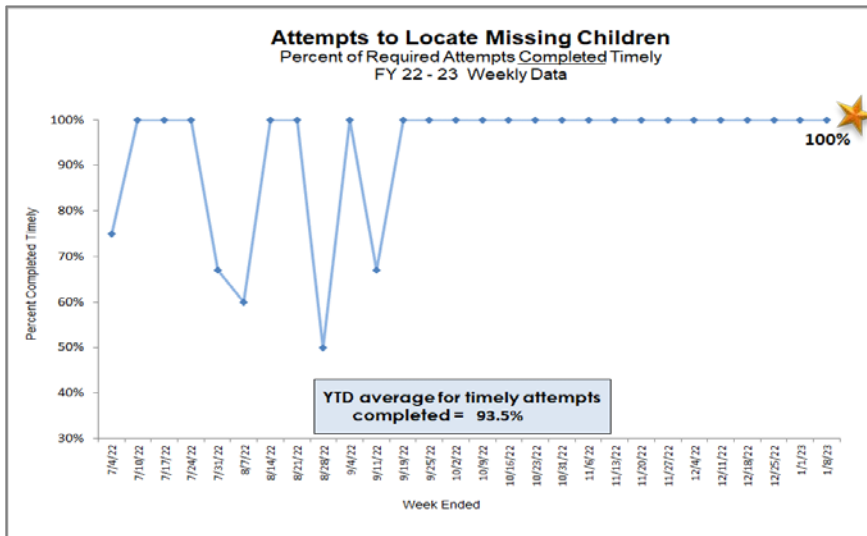
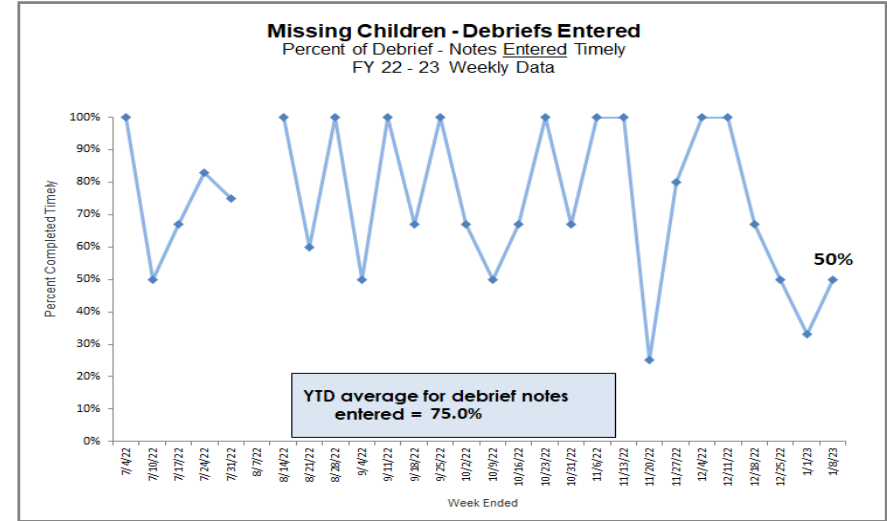
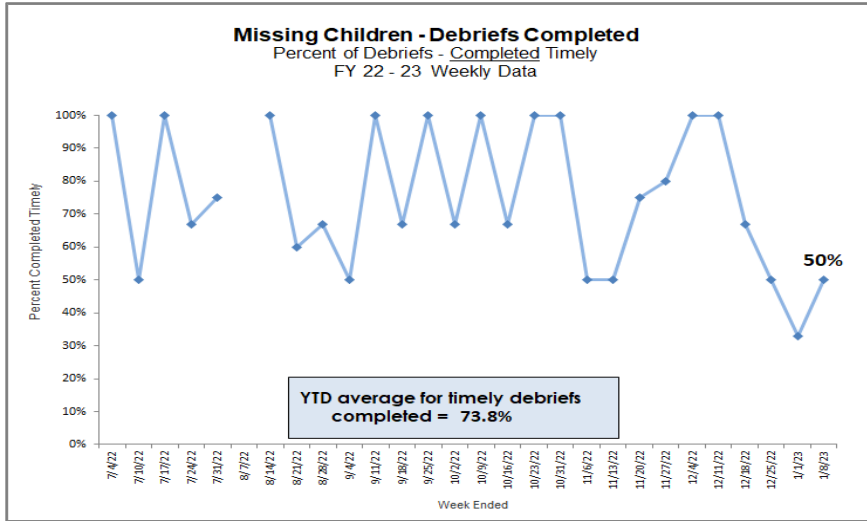
Neighbor To Family - Weekly Census Numbers		
Weekly Data 01/03/23 through 01/09/23		
Referral Type	Number of Families	Number of Children
CPI - Safety Management	0	0
CPI - Family Support	18	50
Specialized - Family Support	9	28
Prevention - Comm. Referral	32	77
Special Conditions Report	5	10
Nurturing Parenting	8	17
NTF - Total Services	72	182



Missing Children

HFC – DCF Circuit 10 Missing Youth Data as of Reporting Date

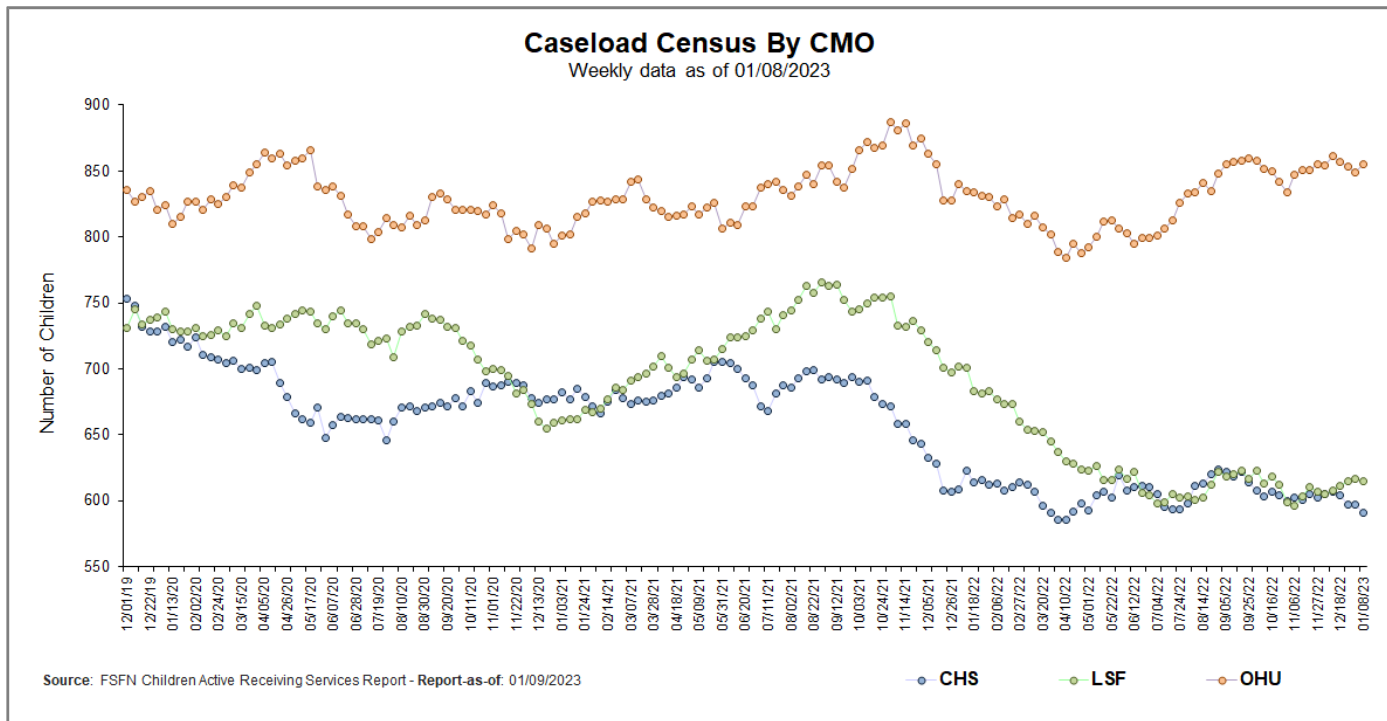
Weekly Data - Week ending 01/08/2023					
	Current Missing	Late Reports	Late ATL	Recoveries	Late Debriefs
CHS	1	0	0	1	1
LSF	3	0	0	1	0
OHU	0	0	0	1	0
CPI	0	0	0	0	0
Total	4	0	0	3	1



Caseload Census Information

CBC Services Weekly Caseloads By CMO

Number of Children by CMO Last 6 Reporting Periods						
Agency	12/4/2022	12/11/2022	12/18/2022	12/26/2022	1/2/2023	1/8/2023
CHS	605	607	604	597	597	591
LSF	605	608	611	615	617	615
OHU	854	861	857	853	849	855
HFC Total	2064	2076	2072	2065	2063	2061



Caseload Census by Case Manager and Organization

Data as of 01/08/23

Caseload of 1 - 5 Children		
CMO	Case Workers	#
OHU	Ghant, Dante	5
LSF	Moore, Annie	5
LSF	Hampton, Sharday	3
CHS	Diamond, Savannah	3
OHU	Lopes, Alannah	3
OHU	Meinke, Danielle	2
LSF	Pogu, Lydia	2
OHU	Ryan, Shay	2
OHU	Ventura, Armando	2
LSF	Collins, Sara	1
LSF	Brown, Ciara	1
LSF	Henderson, Margaret	1
OHU	Distler, Rebecca	1

Caseload of 6 - 15 Children		
CMO	Case Workers	#
CHS	Luebke, Nicole	15
OHU	Colon, Lisette	14
CHS	Sackey, Rashayla	14
LSF	Tordzro, Belinda	14
CHS	Whiting, Kari	14
OHU	Howe, Danielle	13
OHU	Findley, Angela	13
CHS	Telleria, Jelitza	12
LSF	Ellis, Darren	12
CHS	Dawes, Dominique	12
CHS	White, Melinda	10
CHS	Mejia, Kimberly	10
LSF	Hiraldo Guzman, Mireliz	10
CHS	Alves, Jordan	10
CHS	Scholl, Joseph	10
CHS	Forsman, Angela	9
LSF	Escartin Vega, Kathia	8
CHS	Taylor, Victoria	8
CHS	Neighbors, Jordan	8
CHS	House, David	6
OHU	Willis, Markeisha	6
CHS	Campbell, Elaine	6

Caseload of 16 - 24 Children		
CMO	Case Workers	#
OHU	Pizarro, Frances	24
OHU	Thompson, Wyshana	24
OHU	Cuevas, Rubita	24
CHS	Harris, Tequila	24
OHU	Bello, Bianca	24
LSF	Lynch, Rodina	24
LSF	Bon-Fiol, Nikol	23
LSF	Dawson, Octavia	23
OHU	Willix, Amensha	23
LSF	Davis, Katelyn	23
OHU	Mullis, Felicia	22
OHU	Mccoy, Ariana	22
LSF	Mcnulty, Andriea	22
CHS	Mcbride, Hannah	22
OHU	Weathersby, Donald	22
LSF	Londono, Reina	22
OHU	Dedrick, Dawn	22
LSF	Evans, Mikayla	22
LSF	Bickel, Sherry	22
OHU	Nettles, Markisha	22
OHU	Mendez, Natalie	21
CHS	Saimplice, Sherby	21
OHU	Nizamoff, Tori	21
OHU	Brutus, Marie	21
LSF	Cruz, Veronica	21
LSF	Renfro, Andrew	20
OHU	Claffey, Alexandra	20
OHU	Daniel, Peyton	20
OHU	Metelus, Getro	20
LSF	Burciaga, Cristina	19
LSF	Hettmansperger, Katelin	19
CHS	Fort, Angela	19
LSF	Williams, Carlise	19
OHU	Southall, Akeva	19
LSF	Pamphile, Emmanuella	19
LSF	Wilkins, Shequanna	17
CHS	Williamson, Abigail	16
LSF	Ramnaugh, Shan	16

Caseload of 25 - 29 Children		
CMO	Case Workers	#
CHS	Anglin, Latoya	29
LSF	Pierce, Pamela	28
LSF	Morris, Alundrea	28
LSF	Louis, Rachelle	27
OHU	Wall, Tasha	27
OHU	Bailon, Margarita	27
LSF	Coleman, Tangela	27
OHU	Violette, Patricia	26
LSF	Lott, Carla	26
OHU	Kohn, Ludessa	26
OHU	Kinney, Deborah	26
OHU	Cleveland, Tammy	25
LSF	Willingham, Jadashia	25

Caseload of 30+ Children		
CMO	Case Workers	#
OHU*	Villegas, Anna	44
CHS	Mcphail, Allissa	43
LSF	Nail, Demetria	43
OHU*	Smith, Lorie	42
OHU*	Washington, Woodrica	42
CHS	Luskey, Taylor	41
CHS	Bain, Claire	38
CHS	Hiers, Katherine	38
CHS	Palmieri, Nicole	37
CHS	Sisk, Sarah	37
OHU*	Fuentes, Norma	36
OHU*	Simmons, Shannon	35
CHS	Miller, Melissa	34

Transition Age Youth - Young Adults		
CMO	Case Workers	#
LSF	Peralta, Joshua	23
OHU	Vazquez, Roger	20
CHS	Nieves, Carlos	19
OHU	Sandbrook, Mary	5

Unit Supervisors Carrying Cases		
CMO	Case Workers	#
OHU	Gonzalez, Jesus	37
CHS	Cortes, Jennifer	6
CHS	Humber, John	5
OHU	Shackleford, India	3
CHS	Alexander, Bethany	1
OHU	Followell, Amanda	1
CHS	Butler, Haveria	1
OHU	Beach-Solmo, Amber	1
CHS	Denmark, Sandi	1

FTC Facilitators Carrying Cases		
CMO	Case Workers	#
CHS	Mills, Clyatt	8
CHS	Cruz, Cheyleen	4

*These OHU case managers contain caseloads that are over 60% OCS cases. On average an OCS case compares to 1.54 regular cases (i.e., 20 OCS cases approx. equals 13 regular cases).

All CHS case managers are supported by Case-Aim support. On average a Case-Aim supported case compares to 1.33 regular cases (i.e., 20 cases with Case-Aim approx. equals 15 cases without Case-Aim support).



Caseload Census Information

Case Manager Caseload Breakdown by Agency – Data as of 01/08/23

Count of Case Managers Within a Caseload Range							
CMO	1-5 Children in Caseload	6-15 Children in Caseload	16-24 Children in Caseload	25-29 Children in Caseload	30+ Children in Caseload	Total Case Managers*	Avg # of Children per CM
CHS	1	14	6	1	7	29	20.4
LSF	6	4	17	6	1	34	18.1
OHU	7	4	18	6	5	40	21.4
# of CMs	14	22	41	13	13	103	20.0

Percent of Case Managers That Are at or Under the National Caseload Standard of 15			
CMO	# Case Managers	# with Caseload at 15 or lower	Percent at 15 or lower
CHS	29	15	51.7%
LSF	34	10	29.4%
OHU	40	11	27.5%
HFC	103	36	35.0%

* Data Excludes Unit Supervisors, FTC Facilitators & Resigned CMs Count

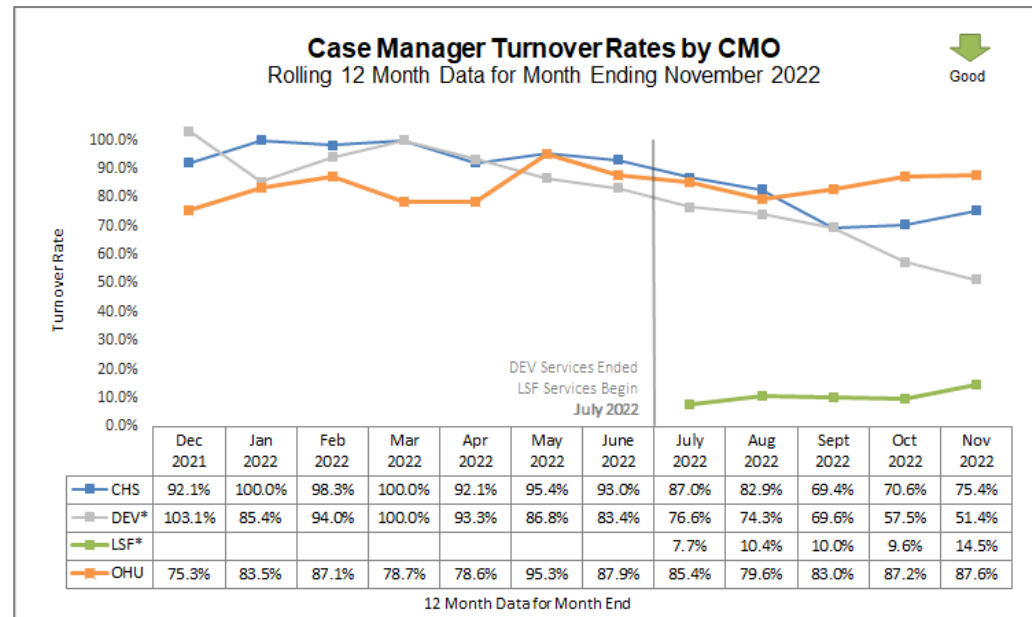
Case Management Organization Turnover

12 Month Case Manager Turnover Rates by Agency

Employee Turnover Rates By CMO 12 Month Data for Month Ended November 2022		
CMO	Case Manager	Case Manager Supervisor
CHS	75.4%	50.0%
DEV*	51.4%	38.1%
LSF*	14.5%	18.2%
OHU	87.6%	70.0%

7/2/22 - Transition from Devereux to Lutheran Services Florida; the 12-months required for a "Rolling Year Total" has been split between agencies:

- DEV: Dec-21 to Jun-22 (7 months)
- LSF: Jul-22 to Nov-22 (5 months)



Healthcare Information

Data Entered Into FSFN for Children in Out-of-Home Care

Health Information in FSFN for Children in OHC as of 01/08/23						
Agency	# of Children in OHC	% With a Medical Record in FSFN	% With Medical Service in last 12 Months	% With Dental Service in Last 7 months	% with Immunizations Up to Date	Overall Performance
CHS	431	100.0%	98.4%	88.4%	96.8%	94.5%
LSF	437	100.0%	97.3%	81.0%	99.5%	92.6%
OHU	387	100.0%	98.7%	89.4%	95.3%	94.5%
HFC	1255	100.0%	98.1%	86.2%	97.3%	93.8%

Source: FSFN report "Healthcare Service Information for Children in Out-of-home Care Daily Listing - OCWDRU"




Health Information in FSFN as of 01/08/23				
Agency	# of Missing Medical Records	# of Medical Appointments Needing Update	# of Dental Appointments Needing Update	# of Immunization Needing Update
CHS	0	7	32	14
LSF	0	12	52	2
OHU	0	5	26	18
Total	0	24	110	34

Source: "Healthcare Service Information for OHC - Daily Listing - OCWDRU"

Scorecard Measures 9 & 10 - Children Receiving Healthcare Services

SM 9 - Percent of children in out-of-home care who have received medical services in the last 12 months – Target = 95.0%

SM 10 - Percent of children in out-of-home care who have received dental services in the last 7 months – Target = 95.0%

Scorecard Measure #9 - 12/31/22 (snapshot) Children Receiving Medical Services Within Last 12 Mths FY 22-23 - 2nd Qtr as of 01/08/23			
Agency	Appointment within last 12 mths	Total Children out-of-home care	Percent Medical Services Received
CHS	428	430	99.5% 
LSF	426	435	97.9% 
OHU	385	387	99.5% 
Total	1239	1252	99.0%

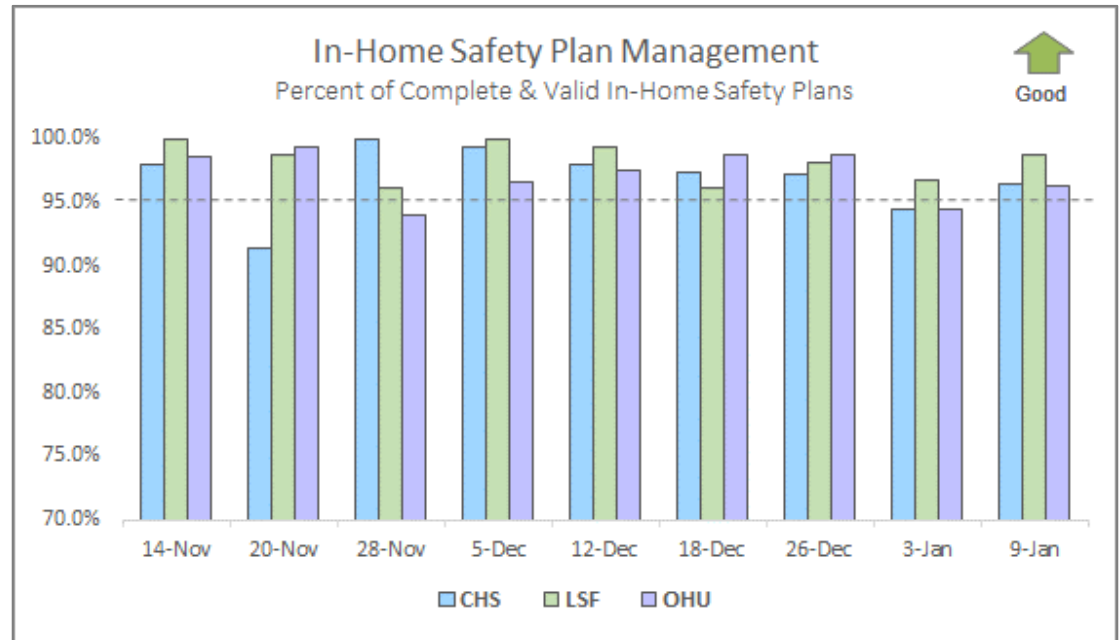
Scorecard Measure #10 - 12/31/22 (snapshot) Children Receiving Dental Services Within Last 7 Mths FY 22-23 - 2nd Qtr as of 01/08/23			
Agency	Appointment within last 7 mths	Total Children out-of-home care	Percent Dental Services Received
CHS	249	273	91.2%
LSF	232	267	86.9%
OHU	219	244	89.8%
Total	700	784	89.3%



In-Home Safety Plan Management

Percent of Completed In-Home Safety Plans under 180 Effective Days – Target: **95.0%**

In-Home Safety Plan Management				
Percent of <u>Completed</u> In-Home Safety Plans under 180 <u>Effective</u> Days				
Agency	No -or- Expired Safety Plans	Complete & Valid Safety Plans	Total Required Safety Plans	Percentage Complete
CHS	5	135	140	96.4% ★
LSF	2	150	152	98.7% ★
OHU	6	158	164	96.3% ★
HFC Total*	13	443	456	97.15%



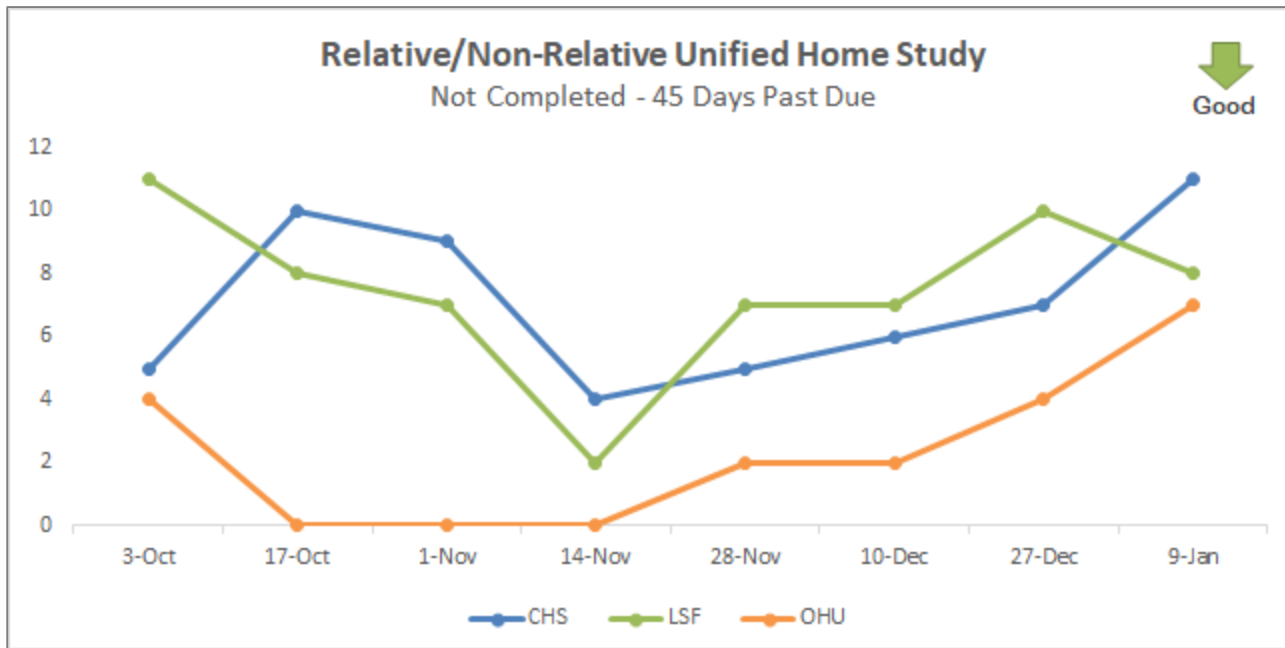
Source: FSN Report "Case Management Safety Management Listing", Report-as-of: 01/09/23



Unified Home Studies – Approval Status

Cases with a Pending or No UHS – 45+ Days Past Due; **Data-as-of:** 01/09/22

Relative / Non-Relative Unified Home Study Approval Status			
45 Days since Case Transfer - Past Due			
Agency	# of UHS	Status - Pending	Status - No UHS
CHS	11	4	7
LSF	8	3	5
OHU	7	2	5
Total	26	9	17




Data Exceptions: Placements

Placement Exceptions by Number of Weeks on List Data-as-of: 01/09/23				
Agency	Greater than 2 weeks	1 - 2 weeks	Less than 1 week	Grand Total
CHS			5	5
LSF			1	1
OHU				0
CPI	1	6	7	14
NTF			4	4
SCARF			4	4
Total	1	6	21	28

Placement Exceptions Totaled By Agency Last 6 Reporting Periods						
Agency	12/4/2022	12/11/2022	12/19/2022	12/22/2022	1/2/2023	1/9/2023
CHS	0	0	0	0	0	5
LSF	0	0	0	0	0	1
OHU	0	0	0	0	0	0
CPI	7	2	19	10	14	14
NTF	0	0	0	0	0	4
SCARF	0	0	0	0	0	4
Total	7	2	19	10	14	28

Child Placement Agreement – Current Errors

Child Placement Agreement Errors Data as of 01/09/2023					
Agency	New CPA Needed	Need to Upload Signed Agreement	Need Supervisor Approval	Need to Close CPA	Total
CHS	3	10	5	1	19
LSF	1	2	2		5
OHU					0 
Total	4	12	7	1	24



Family Functioning Assessment – Methodology Cases

Timeliness of FFA “Approval” on Methodology Cases, Data-as-of: 01/08/23

FFA-Ongoing Approval & Case Transfer Staffing Date Clean-up Report Compliance tracking for cases entering care with a methodology requirement				
Agency	Not Approved (30+ days)	New Child CTS (w/ active Approval)	New FFA-O Needed (w/ prior Approval)	Incorrect Approval (w/ active Approval)
CHS			2	
LSF			3	
OHU			2	
HFC TOTAL	0	0	7	0

CMO Contract Measure 11 – 2nd Quarter

Percent of Active Methodology Cases with an Approved FFA-O Data as of 01/08/23				
Agency	Not Approved	Approved	Grand Total	Percent Approved
CHS	5	301	306	98.4%
LSF	10	297	307	96.7%
OHU	9	256	265	96.6%
HFC Total	24	854	878	97.3%

Percentage of Family Functioning Assessments Approved within 30 days of Case Transfer Staffing 2nd Quarter-to-Date as of 01/08/23			
Agency	Timely (< 30 Days)	FFA Approvals (2nd Qtr)	Completed Timely
CHS	37	37	100.0% ★
LSF	38	39	97.4% ★
OHU	38	41	92.7%
HFC TOTAL	113	117	96.6%

FY 22-23 Target = 95% or higher



AWARENESS FOR JANUARY

January:

16th : Martin Luther King Jr. Day

27th: International Holocaust Remembrance Day

HEALTH RESOURCES

For more COVID information specific to Florida, go to floridahealthcovid19.gov

Call Center is available 24/7 (866) 779-6121 or email COVID-19@flhealth.gov.

For more vaccine information go to <https://floridahealthcovid19.gov/covid-19-vaccines-in-florida/>

SAFETY RESOURCES

Internet Safety and Tips

- [SmartSocial.com](https://www.smart-social.com/) - Digital Citizenship programs
- [Information, Advice and Support to Keep Children Safe Online](https://www.information.org/) ([internetmatters.org](https://www.internetmatters.org/))
- [NetSmartz Home](https://www.net-smartz.com/) ([missingkids.org](https://www.missingkids.org/))

Safe Sleep

https://www.ounce.org/safe_sleep.html

Swim Safety Tips

[mousercontent.com](https://www.mousercontent.com)

COMMUNITY RESOURCES

United Way's 211
Call 211

Getting free confidential help for needs such as food, housing, employment, utilities, mental health and much more is just a text, call, or click away.

Echo Ministries

Help provide tangible needs to children in foster, adoptive, relative and non-relative care.

To Donate: ECHO Distribution Center every Wednesday between 9am to noon at 3625 Century Blvd Unit 1A, Lakeland, FL.

[ECHO Ministries Florida- Foster Care Ministry- Central FL & Beyond](mailto:ECHO_Ministries_Florida-Foster_Care_Ministry-Central_FL_&Beyond)

Find Help (Previously Aunt Bertha)

<https://www.findhelp.org/>

Find local resources for food, health, housing, employment programs & other community resources in seconds.

HOPE FLORIDA – A PATHWAY TO PROSPERITY

[A Pathway to Prosperity - Florida Department of Children and Families](https://www.a-pathway-to-prosperity-florida.com/) ([myffamilies.com](https://www.myffamilies.com))

Services offered by Hope Navigators:

- Identifying goals and barriers
- Referrals to local, community-based partners
- One-on-one support to develop a plan to achieve economic-self sufficiency

Call 850-300-HOPE

Circuit 10 Children's Mental & Behavioral Health Resources

<https://sites.google.com/view/floridac10/mhbhresources/home>

On this site you will find:

- o Heartland for Children's Parent Portal
- o MyFloridaMyFamily Community Services
- o Florida Mobile Response Team- 24/7 Crisis Assistance
- o Florida Statewide Medicaid Managed Care
- o Florida Association of Christian Child Caring Agencies
- o Florida Network Short-term Residential Programs
- o Center for Autism Related Disabilities (CARD)
- o National Alliance on Mental Illness
- o Post Adoption Support
- o Zebra Coalition
- o Central FL Behavioral Health Network
- o Hope Florida – A Pathway to Prosperity

Food Distribution Schedule

Polk, Highlands and Hardee Counties Food Distribution Sites

<https://uwcf.org/initiatives/endhunger/schedule/>

Healthy Families Florida

Family support and coaching program that helps parents provide the safe and stable environments children need for healthy growth and development.

[Healthy Families Florida - Find a Local Project](https://www.healthyfamiliesfla.org/) ([healthyfamiliesfla.org](https://www.healthyfamiliesfla.org))

Domestic Violence Services

Peace River Center's Domestic Violence Program provides free, confidential services for individuals affected by domestic violence, sexual assault and human trafficking crimes, their family members and friends in Polk, Hardee and Highlands counties.

24-Hour Domestic Violence Crisis Lines

Hardee/Highlands 863.386.1167
Polk 863.413.2700

Victim Services Office Line
863.413.2708

Victim Services Office – Polk
County 1860 South Crystal Lake Drive, Lakeland, FL 33801

Victim Services Office – Hardee/Highlands Counties
1570 Lakeview Drive, Sebring, FL 33870

HFC EVENTS

HFC's "Let's Talk About it" Podcast where we provide education and resources for family matters in Polk, Highlands and Hardee Counties
[Apple Podcasts](#) / [Anchor](#) / [Spotify](#) / [YouTube](#)



Peer Recovery Center

Center for Behavioral Health Annex
1501 1st Street South
Winter Haven, FL 33880
Open Monday through Friday
9:00am – 3:00pm
Opening January 9th, 2023

The center is a place for adults with a mental health diagnosis to receive education, support, resources and socialization.

Contact: (863) 293-1121 ext. 205789 for more info

Florida Children Museum

400 Bonnet Springs Blvd.
Lakeland, FL 33815
Contact: (863) 687-3869
<https://explorebcm.org>

Day of Caring

Free Children's Festival in celebration of Dr. Martin Luther King, Jr.'s legacy and dream.
When: Saturday, January 14th, 2023
Where: Florida Children's Museum - 400 Bonnet Springs Blvd Lakeland, FL 33815
When: 10am - 3pm

Carol Jenkin Barnett United Way Resource Center - Ages 0-5

(Previously Family Fundamentals)

Offers weekly classes for children from infants through age 5 where parents and children will learn and socialize as they participate in fun, stimulating, developmental activities. These classes are FREE and a great opportunity to meet other moms and caregivers.

400 Bonnet Springs Blvd.
Lakeland, FL 33815

[Children's Resource Center - United Way of Central Florida](http://www.uwcf.org)
([uwcf.org](http://www.uwcf.org))

Champion for Children

Provides child abuse and neglect prevention programs and early-intervention services to children and families in Highlands County.

419 East Center Avenue
Sebring, FL 33870
Office: (863) 382-2905

<https://www.championforchildren.org/>

Children's Museum of the Highlands

Hands on Learning for Ages 1-12
Cost: \$8/per person (ages 1+) for all day play.
219 N Ridgewood Dr.
Sebring, Florida
(863) 451-5385

(contact museum for updated hours)

Hardee Help Center

A Christ-centered community service organization bringing hope & healing to Hardee County families in difficult seasons of life.

713 E Bay Street Wauchula, FL 33873
info@hardeehelpcenter.com
Tel: 863-773-0034

Visit Hardee

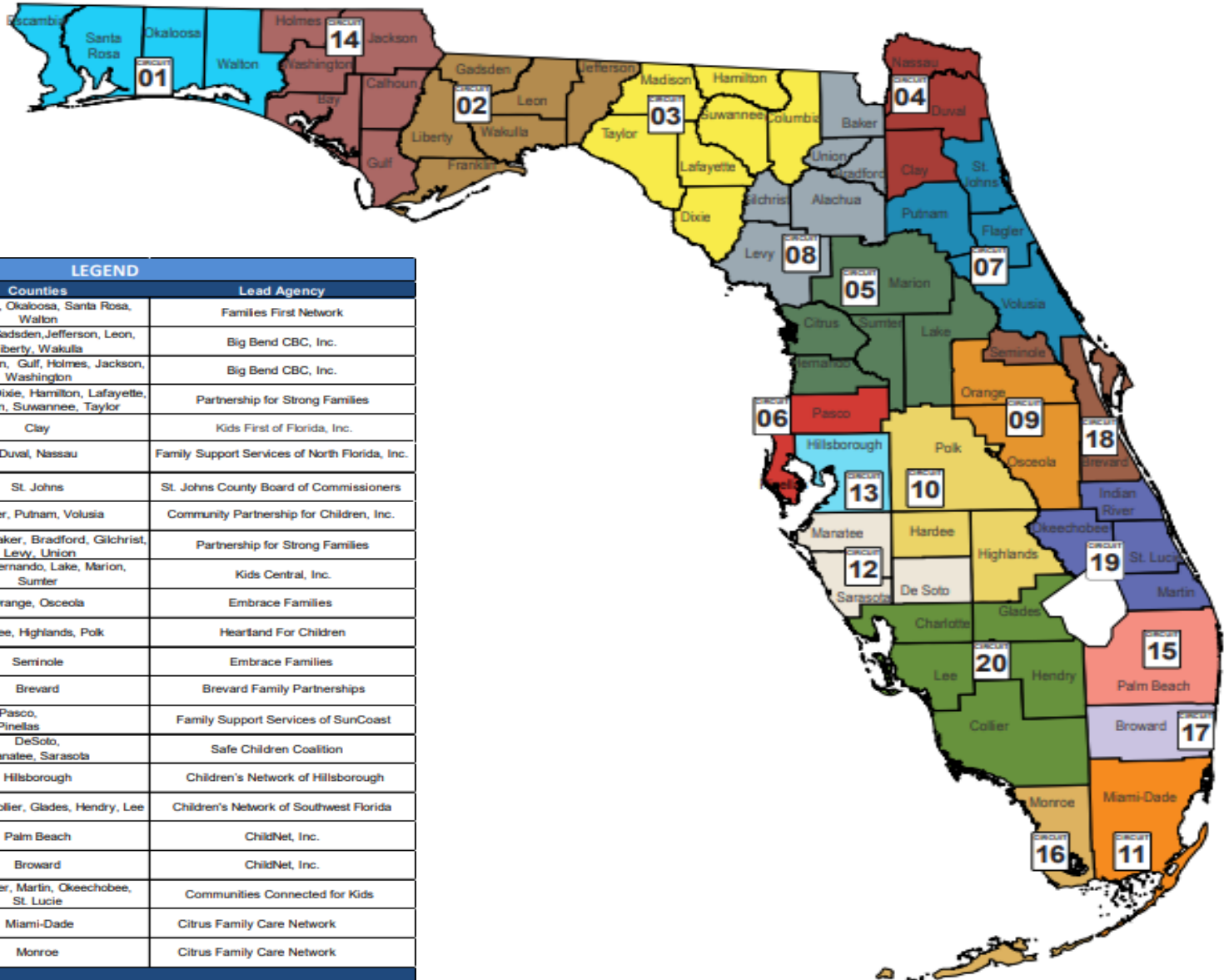
Website for upcoming events, community Updates and resources
[Events — VISIT HARDEE](#)



For additional resources and county events, check out our most recent Parent's Corner Newsletter.



Community Based Care Lead Agency Map



LEGEND			
Circuit	Region	Counties	Lead Agency
1	Northwest	Escambia, Okaloosa, Santa Rosa, Walton	Families First Network
2		Franklin, Gadsden, Jefferson, Leon, Liberty, Wakulla	Big Bend CBC, Inc.
14		Bay, Calhoun, Gulf, Holmes, Jackson, Washington	Big Bend CBC, Inc.
3	Northeast	Columbia, Dixie, Hamilton, Lafayette, Madison, Suwannee, Taylor	Partnership for Strong Families
4		Clay	Kids First of Florida, Inc.
4		Duval, Nassau	Family Support Services of North Florida, Inc.
7		St. Johns	St. Johns County Board of Commissioners
7	Central	Flagler, Putnam, Volusia	Community Partnership for Children, Inc.
8		Alachua, Baker, Bradford, Gilchrist, Levy, Union	Partnership for Strong Families
5	SunCoast	Citrus, Hernando, Lake, Marion, Sumter	Kids Central, Inc.
9		Orange, Osceola	Embrace Families
10		Hardee, Highlands, Polk	Hearthand For Children
18	Southeast	Seminole	Embrace Families
18		Brevard	Brevard Family Partnerships
6	Southern	Pasco, Pinellas	Family Support Services of SunCoast
12		DeSoto, Manatee, Sarasota	Safe Children Coalition
13		Hillsborough	Children's Network of Hillsborough
20		Charlotte, Collier, Glades, Hendry, Lee	Children's Network of Southwest Florida
15	Southern	Palm Beach	ChildNet, Inc.
17		Broward	ChildNet, Inc.
19		Indian River, Martin, Okeechobee, St. Lucie	Communities Connected for Kids
11	Southern	Miami-Dade	Citrus Family Care Network
16		Monroe	Citrus Family Care Network

